

20 23

TAICHUNG CITY

VOLUNTARY LOCAL REVIEW 2.0

SUSTAINABLE DEVELOPMENT GOALS 



PROSPEROUS TAICHUNG
TAICHUNG  SUSTAINABLE HAPPINESS
PROSPEROUS TAICHUNG
TAICHUNG  SUSTAINABLE HAPPINESS
PROSPEROUS TAICHUNG
TAICHUNG  SUSTAINABLE HAPPINESS
PROSPEROUS TAICHUNG
TAICHUNG  SUSTAINABLE HAPPINESS
PROSPEROUS TAICHUNG
TAICHUNG  SUSTAINABLE HAPPINESS
PROSPEROUS TAICHUNG
TAICHUNG  SUSTAINABLE HAPPINESS
PROSPEROUS TAICHUNG
TAICHUNG  SUSTAINABLE HAPPINESS
PROSPEROUS TAICHUNG



TAICHUNG CITY

SUSTAINABLE DEVELOPMENT GOALS

The City published its first edition of the "Taichung City Voluntary Local Review (VLR)" on September 27, 2021, covering "Happiness, Sustainability, and Prosperity for Taichung" as the central visions for 2030. This report combines the 17 United Nations Sustainable Development Goals (SDGs) and enacts 103 indicators corresponding to 106 plans to review the City's sustainable development policies and achievements.

To demonstrate the City's governance with the concept of sustainability, a VLR is set to publish every two years. In 2023, VLR 2.0 was released, following international trends in achieving net-zero carbon emissions by 2050, the Mayor's three-part "Happiness Trilogy," and local characteristics, such as population growth, the aging population, industrial clusters, and livability. This report serves as a background document for assessing, making inventory, and promoting the City's sustainable development advantages and challenges.

Regarding the framework of VLR 2.0 of the sustainable development strategy, it aligns with Mayor Lu Shioh-yen's governance focusing on the "Happiness Trilogy" along with economic, social, and environmental policies. The original sustainable development goals indicate that "Amiable, livable, and communion society", "Expand constructions with flowing economy," and "Transformative energy and zero-carbon environment" have been changed to "Prosperous City with Vital Economy," "Friendly, Livable, Happy City," and "Sustainable Resilient Net-Zero City." This alignment connects the governance plan with 15 Happiness Initiatives and corresponds to 17 SDGs goals. It revises and reviews sustainable development and net-zero related plans, actions, and indicators, ultimately enacting 148 indicators corresponding to 145 plans, setting short, medium, and long-term goals, and reviewing the sustainable governance achievements from the first edition of the VLR report until now, presenting the current status and future trends of the city's various sustainable development initiatives to realize the City's sustainable development vision.

To follow the international trend of achieving net-zero carbon emissions by 2050, the "Taichung City Net-Zero Carbon Pathway to 2050" is included in the highlight chapter of VLR 2.0, encompassing six key strategies for achieving net-zero carbon, reviewing the current status of the 20 net-zero carbon pathways, outlining future measures, establishing a communication process and results with stakeholders while linking to SDGs goals, and advancing the city's sustainable net-zero transformation.

The city will continue to improve its sustainable development efforts, present its achievements, and align with international trends to keep moving forward the visions of "Happiness, Sustainability, and Prosperity for Taichung."

20 23

TAICHUNG CITY

VOLUNTARY LOCAL REVIEW 2.0

TABLE OF CONTENTS

I		Mayor's Message	04
II		Introduction of Sustainable Development Goals	06
III		Overviews for Taichung	08
		01. Basic Background Information	08
		02. Local Characteristics and Advantages	11
		03. Highlights of Taichung City's Sustainable Development Governance Performance	13
		04. Municipal Team	20
		05. Specialty Entities for the Promotion of Sustainable Development	21
IV		History of Taichung City VLR Promotion	22
V		Sustainable Development Strategy Framework	26
		01. Visions: Sustainable Happiness, Prosperous Taichung	27
		02. Taichung City's Sustainable Development Goals: The Happiness Trilogy	27
		03. 15 Suggestions for Guarding the Happiness of Taichung	28

VI	 	Highlighted Promotion Strategies	30
		01. A Prosperous City with Vital Economy	30
		02. Friendly, Livable and Happy City	34
		03. Sustainable and Resilient Net Zero Cities	39
VII	 	2050 Net Zero Carbon Emission Pathway	42
VIII	 	Sustainable Development Goals Review	56
		SDG 1 No Poverty	58
		SDG 2 Zero Hunger	60
		SDG 3 Good Health and Well-being	64
		SDG 4 Quality Education	72
		SDG 5 Gender Equality	78
		SDG 6 Clean Water and Sanitation	82
		SDG 7 Affordable and Clean Energy	86
		SDG 8 Employment and Economic Growth	90
		SDG 9 Industry, Innovation and Infrastructure	96
		SDG 10 Reduced Inequalities	98
		SDG 11 Sustainable Cities and Communities	100
		SDG 12 Responsible Consumption and Production	116
		SDG 13 Climate Action	122
		SDG 14 Ocean Ecology	128
		SDG 15 Land Ecology	130
		SDG 16 System for Peace, Justice	134
		SDG 17 Global Partnerships	140
IX	 	Future Directions	142
X	 	Appendix	144

I

Mayor's Message

On September 27, 2021, Taichung City published its first Voluntary Local Review (VLR), a major milestone in our sustainability development which was full of challenges and opportunities in the year! Under the pressure of the COVID-19 pandemic spreading around the country, we actively implemented the preventions for fighting the pandemic while moving towards the goal of sustainable development in the United Nations. With the visions of "Happy, Sustainable, and Prosperous Taichung," the City Government and I endeavoured to build a livable and sustainable city for the citizens. We infused "sunshine, air, and water" into our environmental, economic, and social policies and formulated various sustainable policies for Taichung City to promote the 17 SDGs comprehensively. After more than two years of promoting the program, our first VLR was awarded 1st place in the Platinum Award of the 15th Taiwan Corporate Sustainability Award 2022. In 2023, the City stood out from the evaluation among many other cities in the Asia-Pacific region and won the title of the "Outstanding City" in the "2023 Second APSAA Asia-Pacific

Sustainability Action Awards" Livable and Sustainable City Award. In the same year, the "2023 County and City Mayor's Performance Satisfaction Survey" by "CommonWealth Magazine" conferred the prestigious honor of a five-star mayor. Additionally, in "CommonWealth's Sustainability and Happiness City Mega Survey," the mayor's performance satisfaction emerged as the leading one among the six major cities, and the achievements of sustainable governance have been supported and recognized by both the public and the international community.

A happy and sustainable city is the goal that we are all working for. In the face of the increasing threat and urgency of climate change impacts on the environment and the safety of cities, the goal of "Net Zero Carbon Emission" by 2050 has become an important international trend on the sustainable development. As the second largest city in the nation, Taichung City has an even greater responsibility to take action for sustainable development. I have released the policy of the "Sustainable Net Zero Trilogy," which includes the signing of the "Declaration of Climate Emer



gency," the release of the "2021 Taichung City Voluntary Local Review", and the announcement of the "2050 Taichung City Net Zero Carbon Emission Pathway". In the second voluntary local review released this year, the contents and indicators of Taichung City's 2050 Net Zero Carbon Emission Pathway are likewise included and launched the process of formulating the "Taichung City Sustainable Net-Zero Autonomy Ordinance" to strengthen the climate legal basis and enact the 2050 net-zero emission path into the law, to participate in the international climate initiative through practical actions.

There are many challenges ahead, but a happy and sustainable Taichung is the path we insist on. In order to make Taichung more livable and provide its citizens with a greater sense of well-being along with the economic aspect, we have been actively developing municipal facilities, constructing a comprehensive public transportation network, and organizing various activities to build a strong and prosperous "Wealthy and Strong Taichung." Of the social aspect, we actively promote all-age services from the youngest to the oldest and build a friendly and accommodating "Warm Taichung" to realize the United Nations Sustainable Development Goal of "No one will be left behind." Of the environmental aspect, we promote "the Blue Sky and White Cloud Action Plan" to build

a sustainable city that harmonizes human beings with ecology and nature and to create a carbon-free and worry-free "livable Taichung."

Taichung is our home, and our responsibility is to create a sustainable manor for our city and its citizens. After more than two years of hard work, the seeds of sustainable development have been planted in every corner of Taichung. Sustainable development is an endless challenge. In the future, the City Government team and I will use sustainable concept to solve the city's problems and invite the public to work together to continue to break through the challenges and bring the citizens a happier and more sustainable Taichung.



Mayor *Lu, Shiao-Yen*

III

Introduction of Sustainable Development Goals



All member states of the United Nations adopted "The 2030 Agenda for Sustainable Development" in 2015, setting 17 Sustainable Development Goals (hereinafter referred to as SDGs) and 169 specific goals (Targets). , as a guiding principle for the global implementation of the 2030 goals, and provides a blueprint for co-prosperity for the future of mankind, the earth's environment, peace and prosperity

The City follows the concept of the United Nations Sustainable Development Goals and takes "Happy, Sustainable and Rich Taichung" as its sustainable development vision for 2030, and based on the United Nations' 17 sustainable development goals and the three major aspects of the sustainable development goals: "Economic Growth , social progress, and environmental protection" to build the city's sustainable development strategic framework, hoping that all citizens, regardless of status or background, can enjoy equal rights and live a happy, prosperous, and high-quality life in a healthy environment.



Source: United Nations



Sustainable Development Goals



No Poverty

End poverty in all its forms everywhere.



Zero Hunger

End hunger, assure food security and improve nutrition and promote sustainable agriculture.



Good Health and Well-being

Ensure healthy lives and promote well-being for all ages.



Quality Education

Ensure inclusive and equitable quality education and promote lifelong learning opportunities for all.



Gender Equality

Achieve gender equality and empower all women and girls.



Clean Water and Sanitation

Ensure availability and sustainable management of water and sanitation for all.



Affordable and Clean Energy

Ensure access to affordable, reliable, sustainable and modern energy for all.



Employment and Economic Growth

Promote sustained, inclusive and sustainable economic growth, full and productive employment and decent jobs offered for all.



Industry, Innovation and Infrastructure

Build resilient infrastructure, promote inclusive and sustainable industrialization and foster innovation.



Reduce Inequalities

Reduce inequality within and among countries.



Sustainable Cities and Communities

Make cities and human settlements inclusive, safe, resilient and sustainable.



Responsible Consumption and Production

Ensure sustainable consumption and production patterns.



Climate Action

Take urgent action to combat climate change and its impacts.



Life below Water

Conserve and sustainably use the oceans, seas and marine resources for sustainable development.



Life on Land

Protect, restore and promote sustainable use of terrestrial ecosystems, sustainably manage forests, combat desertification, and halt and reverse land degradation and halt biodiversity loss.



Peace, Justice and Strong Institutions

Promote peaceful and inclusive societies for sustainable development, provide access to justice for all and build effective, accountable and inclusive institutions at all levels.



Partnerships for the Goals

Strengthen the means of implementation and revitalize the global partnership for sustainable development.

III

Overviews for Taichung



N
E
120°
40'
24°

01. Basic Background Information

Geographical introduction

With an area of about 2,214.9 square kilometers, the City has a vast expanse of land, with the topography of low in the west and high in the east, accounting for 6.2% of Taiwan's total land area. There are 29 administrative districts under the City's jurisdiction, and each one features in humanistic and cultural characteristics. Heping District is a mountainous aboriginal district under the city's jurisdiction and has the local autonomy of the mountainous aboriginal districts of the city directly governed by the City Government.



Administrative districts in Taichung City : 29



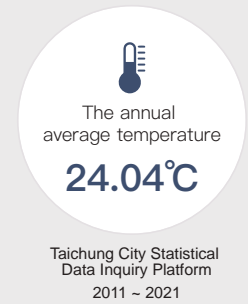
In total area cover Taichung City :
2214.9 square kilometers



occupies 6.2% of the total area
in Taiwan

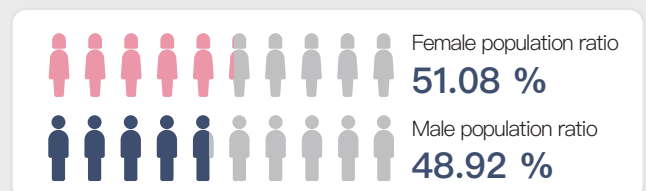
Average temperature

Except for the high mountainous areas in the west, which have a temperate climate, the rest of the city has a subtropical climate without extreme hot nor cold climate throughout the year. According to the statistics of the Taichung City Statistical Information Inquiry Platform, the average temperature from 2011 to 2021 was 24.04°C, showing a slight increase compared with the average annual temperature of 23.7°C from 1991 to 2020.



Gender Distribution

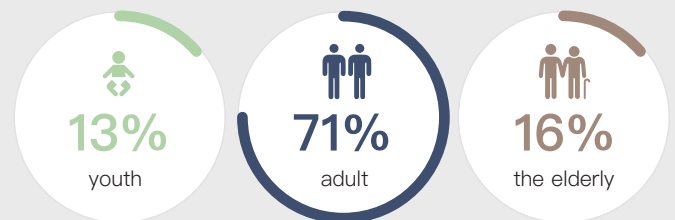
Based on the statistics available for our city as of September 2023, the total population stands at 2,841,225 individuals. Out of this, there were 1,451,325 females and 1,389,900 males. The gender distribution is fairly even, with females accounting for 51.08% of the population, while males make up 48.92%.



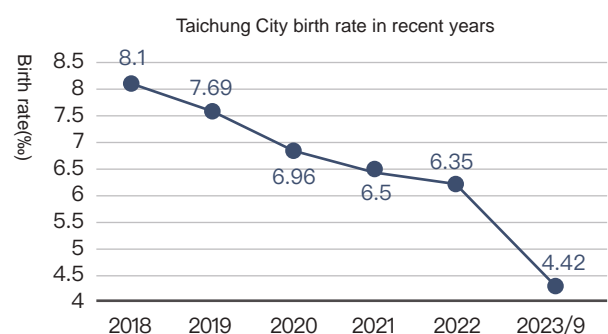
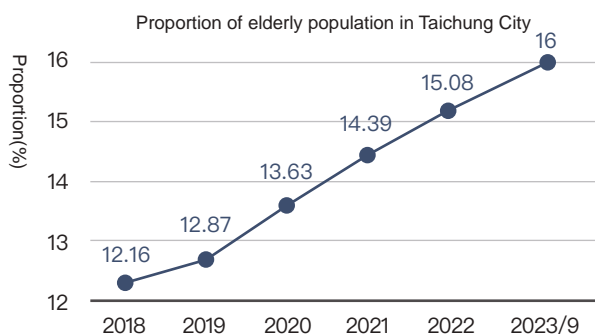
Demographics

- Ageing and childlessness

Based on the report's findings, demographic statistics spanning from 2018 to September 2023 reveal a shifting population landscape. The elderly population has appeared a steady rise since 2018, while the younger demographic has been on a consistent decline. These trends suggest a declining birthrate, and the elderly population has now reached 15%, signifying that our city has officially entered an era of an aging society.



Statistics as of September 2023
Source: Civil Affairs Bureau, Taichung City Government

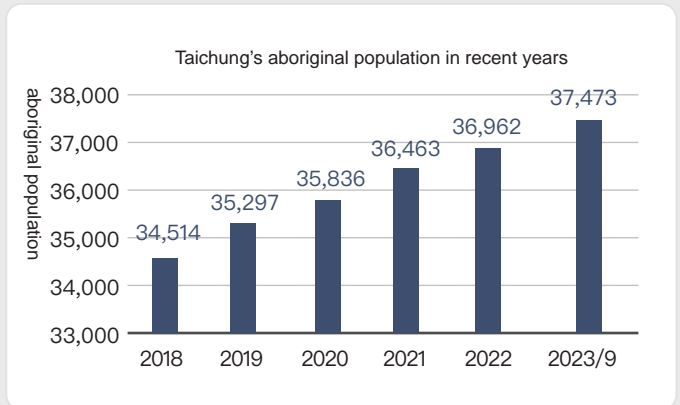




▲ original Peoples Day commemoration event-Shuangqi tribe mi-hu youth dance troupe performance

- Growth of the Aboriginal Population

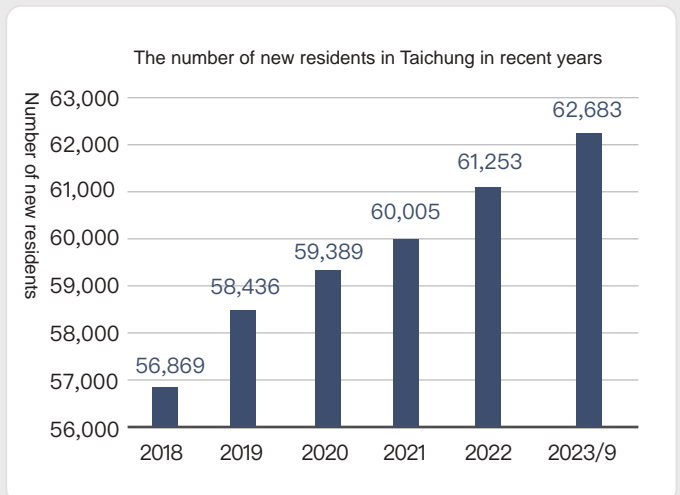
The City is dedicated to advancing policies that support the well-being of the indigenous population, with the aim of bolstering their numbers. According to data from the City's Department of Civil Affairs, statistics have revealed a steady increase in the indigenous population since 2018, and as of September 2023, the indigenous population reached a total of 37,473 .



Source: Civil Affairs Bureau, Taichung City Government

- Rising Population of New Immigrant Residents

Our city is dedicated to implementing a range of policies aimed at helping new immigrant residents better integrate into the local culture. According to statistics from the City's Civil Affairs Bureau, the number of new immigrant residents has been steadily increasing since 2018, with the count reaching 62,345 as of September 2023.

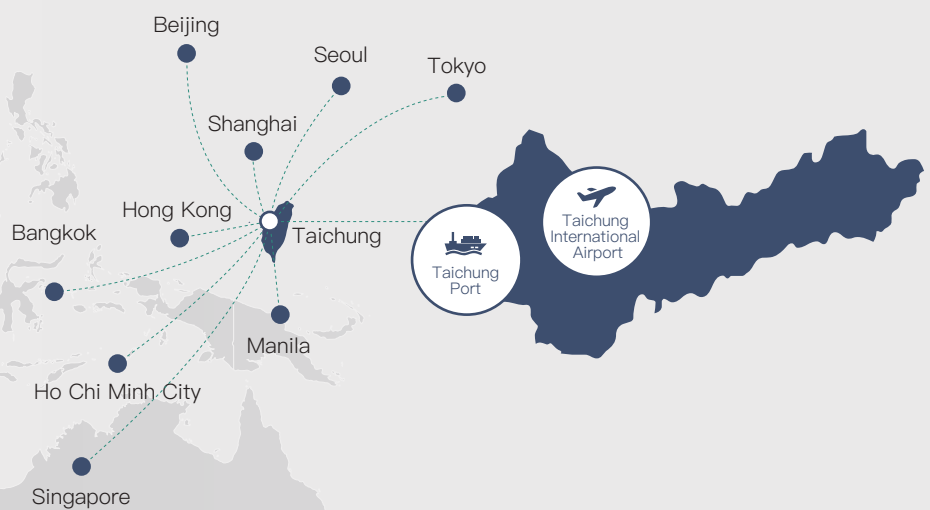


Source: Civil Affairs Bureau, Taichung City Government

02. Local Characteristics and Advantages

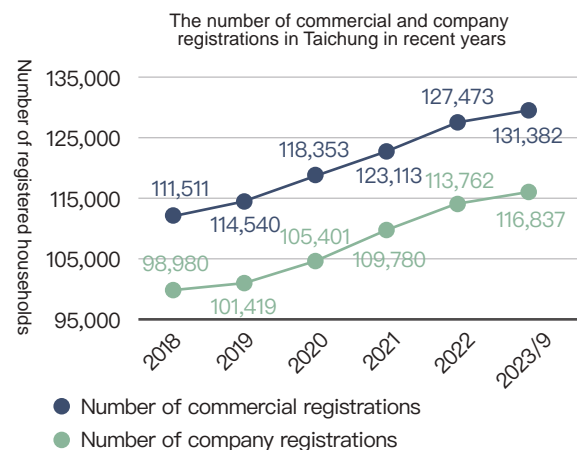
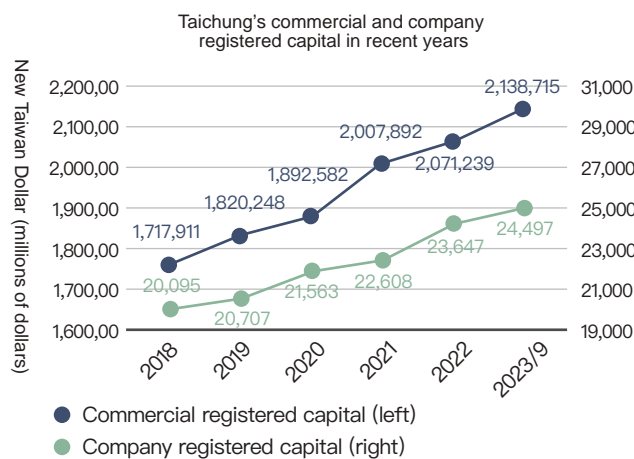
Location Hub Advantage

Located in the central hub of Southeast Asia, the city has the advantage of being the gateway to the sea and air of Taichung Port and Taichung International Airport, forming a 4-hour living circle with Southeast Asia, Japan, Korea and coastal cities in China, and is conveniently located in the transshipment hub of Taiwan's high-speed rail and various transportation systems.



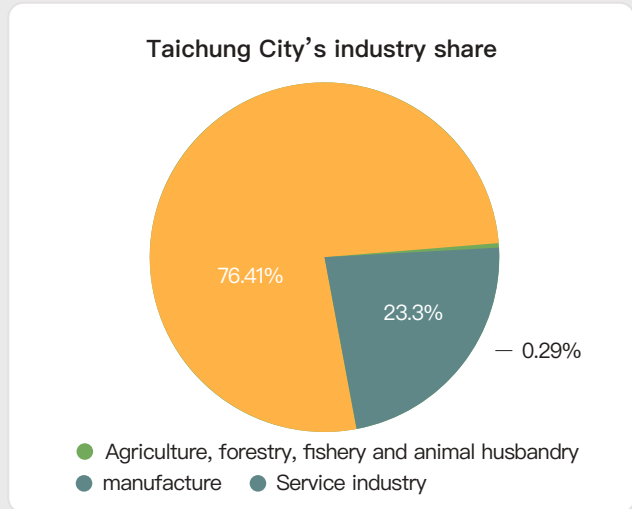
An Economically Active City

According to the statistics on the number of registered businesses and companies and capitalization of the Census and Statistics Department of the Ministry of Economic Affairs for the past five years, the number of registered businesses and companies and capitalization of the City have shown a gradual upward trend since 2018, which has boosted Taichung's economic development and revitalized the City's economy through the strategy of attracting investment.



Source: Department of Statistics, Ministry of Economic Affairs.

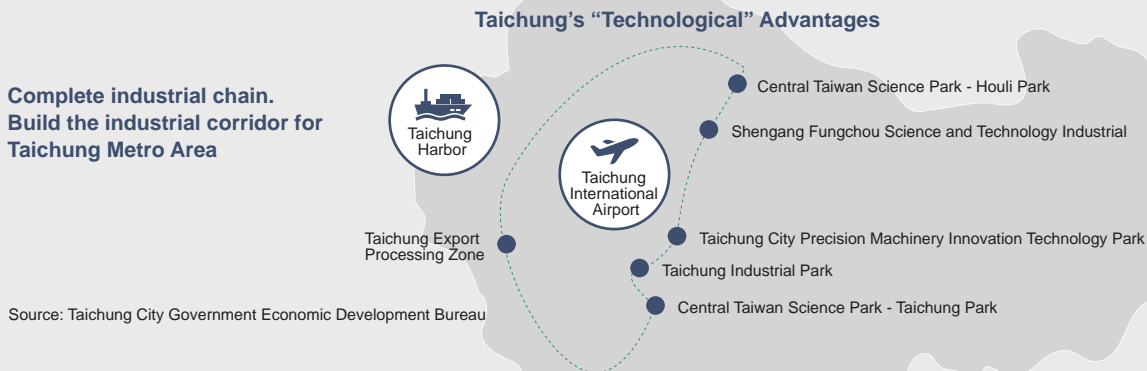
Based on the collection of the statistics until 2022, among the industries in this city, agriculture, forestry, fishery and animal husbandry account for 0.29%; industry accounts for 23.3%; the service industry accounts for the highest proportion in the city, attained 76.41%.



Data source: Taichung City Statistical Information Inquiry Platform

- Industry Advantages

Our city is an important production base for seven major industries in Taiwan, including machinery, aerospace, hand tools, machine tools, optoelectronic panels, bicycles, and wind power. The annual production value is approximately 900 billion NT dollars. Additionally, we have a well-established industrial chain with the Central Taiwan Science Industrial Park and processing export zones. Leveraging the advantages of Taichung Harbor and Taichung International Airport, we have built the Greater Taichung Industrial Corridor. We continuously promote industry transformation and upgrading, with leading procurement from outstanding companies, in order to enhance the level of industrial development and align with international standards.



- Urban Planning and Indicator Development

Adhering to the spirit of "starting the task which can't be started and finishing it which can't be finished," people have witnessed the successive completion of the construction of Dazhi Road, the opening of the MRT Green Line, the opening of Central Park, the investment in the Central Taiwan Film Center, the opening of the Taichung Elderly Rehabilitation Hospital, and the completion of three major transit centers, including the Fengyuan Transit Center in recent years. In addition, the largest Taichung International Convention and Exhibition Center in central Taiwan, Taichung Green Map, and other international landmarks have been under the construction. The construction of the Dongfeng Expressway, is known as a "lifeline" for the mountain city, was resumed in October 2022. The City will continue to plan to construct the Taichung Dome and the Taiwan Intelligent Operation Tower to gradually improve the city's development and improve the City's economy.

03.Highlights of Taichung City's Sustainable Development Governance Performance

A benchmark city for sustainable governance

- Five-star happy city

In order to build a happy and livable city, the City has adhered to the philosophy of "focusing on people's livelihood rather than politics" in its governance and has improved its economic, social, and environmental aspects. According to the "2023 Survey on Governance Satisfaction of County and City Mayors" conducted by Global Views Monthly, the City has achieved remarkable results in the eight major areas (education, environmental protection, police and public security, roads and transportation, fire and public safety, medical and health, tourism and leisure, and economy and employment) of satisfaction with the performance of county and city governments.

And among them, "medical and health" and "roads and transportation" ranked 1st among the 6 cities, while "education," "fire and public safety," and "tourism and leisure" reached more than 70% satisfaction rate. Satisfaction and governance scores were 72.6% and 74.1 marks respectively, which not only set a new record since the merger and elevation of the city but also topped the list of the six mayors, earning the five-star award from Global Views Monthly, as well as the Best Progress Award in 2023.

According to the 2023 "CommonWealth" Sustainable Happiness City Survey, the satisfaction with governance has achieved the top position among the six major municipalities, setting a new record in the city's history. In terms of comprehensive performance in county and city competitiveness, it has secured the second place in five aspects: "Economy," "Environment," "Social Welfare," "Medical and Health," and "Diversity and Inclusion."



▲ Deputy Mayor Wang, Yu-Min received the award on behalf of Mayor Lu.

- A Livable and Sustainable City

With the theme of "Happy and Sustainable, Prosperous Taichung," the city participated in the second APSAA Asia-Pacific Sustainability Action Awards (APSAA) Livable and Sustainable Cities Award in 2023, and stood out from the evaluation among many other cities in the Asia-Pacific region, granted the highest honor of "Outstanding City," which is an international recognition of the achievements in sustainable management. In addition, the city's Environmental Protection Bureau's "Reclaiming the Green Waterfront, Joining Hands to Protect Our Homes" won the Gold Award in the 3rd TSAA Taiwan Sustainability Award 2023, while the Construction Bureau's "Taichung-Meridian Project" won the Bronze Award in the 2nd Asia-Pacific Sustainability Award-Sustainability Action Award and the Bronze Award in the 3rd Taiwan Sustainability Award-Sustainability Action Award.



▲ City earned the recognition of the sustainable governance in the 2023 Asia-Pacific and Taiwan Sustainability Awards

- VLR Marker City


The 2021 VLR Report won the 1st place of the Platinum Award in the 15th Taiwan Corporate Sustainability Award 2022, demonstrating the effectiveness of sustainable governance.

- Climate Leading Cities

The City participated in the Carbon Disclosure Project (CDP) and was awarded the Class A International Leading City Award in 2022, demonstrating the international recognition of climate mitigation and adaptation management.



▲ The Voluntary Local Review has been awarded the Platinum Award.



▲ Recognized with Grade A in the CDP rating

- Smart City

Project for Keeping Blue Sky and White Clouds

The City won the 2022 Smart 50 Award for its use of the "Air Quality Sensor IoT" to conduct smart technology audits and surveillance to protect the health and safety of the public. The City was the only in Taiwan to receive the award and won the "2022 Asia Pacific and Taiwan Sustainability Award" and the "2022 Cloud IoT Innovation Award" for outstanding application.



▲ Air Quality Sensor IoT won the 2022 Smart 50 Award.



▲ Air Quality Sensor IoT received the 2022 Asia Pacific and Taiwan Sustainability Award.



▲ Air Quality Sensor IoT honored with the 2022 Cloud IoT Innovation Award.

With the "AI Recognition System for Motorcycle Pollution," the City combined Artificial Intelligence (AI) auto-smoke detection technology with an automatic license plate image recognition system to control high-polluting motorcycles, winning the 2022 Smart 50 Award.

The City has implemented air pollution control through the "Air Quality Sensor IoT" and the "AI Recognition System for Motorcycles Pollution." By the end of 2022, the PM_{2.5} concentration in the city was estimated to be 12.7 µg/m³, a significant reduction of 6.1 µg/m³ compared to 18.8 µg/m³ in the same period of 2018, with an improvement rate of 32%, the best in years, and an effective reduction of bad air pollution days. In addition, sulfur oxides and nitrogen oxides emitted from stationary sources under the jurisdiction have been reduced by the largest amount in the country.



◀ AI Recognition System for Motorcycle Pollution won the 2022 Smart 50 Award.

Water Quality Sensors (Water Manager) Help Owners Manage Water Discharge Quality

The City's innovative development of water quality sensors (Water Manager), which replaces traditional sampling and management methods through public-private partnerships and the Water Manager cloud-based platform, has been honored with the 2023 Smart 50 Award.

In 2022, the City counseled over 90% of electroplating and metal surface treatment trades to complete the installation of Water Manager. In 2023, the City continued to expand the program to other industries to improve water quality in the watersheds under our jurisdiction and to provide a healthy and water-friendly environment for our citizens so that we can do our part to improve the management of the water environment.



▲ Water Manager Won 2023 Smart 50 Award

Taichung Shopping Festival App

Following the record of the success in 2020, the 'Taichung Shopping Festival App' from our city has once again distinguished itself in the global competition, winning the top prize for the 'Outstanding Public/Private Partnership Award' in the 2023 International Information and Communication Technology Excellence Awards (WITSA ICT Excellence Award). In order to enhance the quality of services, in 2023, it will be upgraded to the 'Taichung Integrated App for Shopping Festival,' in 2023 was upgraded, integrating various municipal department functions and improving public usage.



◀ Taichung Shopping Festival APP wins WCIT 2023 International Infocomm Awards

- People-friendly city

In pursuit of building safe and comfortable road environments that prioritize the well-being of pedestrians and safeguard our citizens' mobility, our city has not only championed the Smooth Roads Initiative but has also fostered a more people-oriented and friendly urban landscape. The Ministry of Transportation has recognized our efforts with the prestigious Golden Road Award for four consecutive years. In this regard, the maintenance management for the city's bridges has consistently ranked first among the six major cities, and our road maintenance efforts have also secured the top spot among the municipalities. The excellent results demonstrate the City Government's determination to improve road quality and pedestrian traffic environment, and the review committee strongly affirmed the City Government's intentions.



▲ Our city has received the Ministry of Transportation's Golden Road Award for road maintenance excellence for four consecutive years.

Women's Power in Taichung

As the only female mayor amid the six metropolitan cities, Mayor Lu Shiow-Yen emphasizes the rights and interests of women, and the City is also the first choice for female entrepreneurship, with female entrepreneurship being the highest among the six metropolitan cities. According to the statistics of the Ministry of Economic Affairs, the number of companies headed by women in the city is 35,444, which is 32.29%, higher than the national average of 31.46%, showing that female entrepreneurs are an important force for the City's economic development. This shows that female entrepreneurs are important to the City's economic development.



◀ Mayor Lu supports the inaugural meeting of the Central Taiwan Women's Power Forum Association.

In order to continue to demonstrate the characteristics of local women's power and the influence of women in the new era, the City trained underprivileged women and women's groups interested in setting up stalls or in need of employment and designed a series of courses to cultivate women's power in 2022. Meantime, in 2023, the city established the "Taichung Women's Market Demonstration Base" to promote women's entrepreneurship bestows full play to women's economic power, and realizes the "SDG5 Gender Equality".



▲ Establishment of Demonstration Bases to Promote Women's Entrepreneurship

Alliance of Female County and City Mayors

As the only female mayor among the six metropolitan cities, Taichung Mayor Lu S-yen, presenting full play to the tough and gentle power of women's governance, has called for the establishment of a "Women's County Mayors' Alliance" in Changhua, Yunlin, Chiayi, Taitung, Hualien, Yilan, Hsinchu, and Nantou counties, to jointly respond to the nine sub-targets of the United Nations' SDGs5 goal of "realizing gender equality and empowering women".



◀ Exchange Activities Promoted by Female County and City Mayors

Central Taiwan Regional Governance Platform



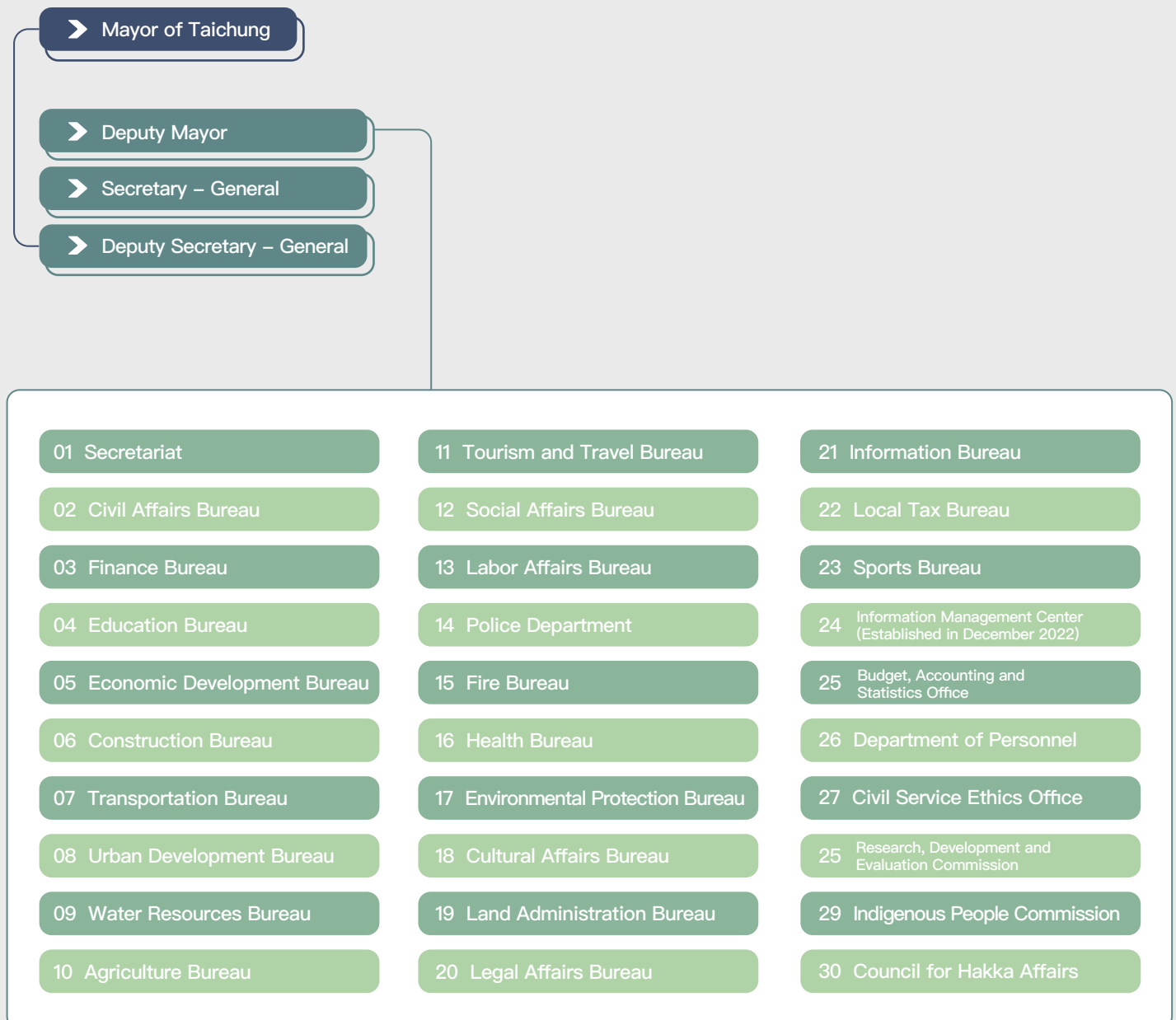
▲ Central Taiwan Regional Governance Platform Launching Ceremony

The City works with 7 counties and cities, including Changhua County, Nantou County, Miaoli County, Hsinchu County, Yunlin County, and Chiayi City, have formed the "Central Taiwan Regional Governance Platform," which was expanded in 2023 and inviting Hsinchu City to join the platform, and the platform's launching ceremony was held on February 16th, 2023. The platform has reached 44 cooperative proposals, which is a rewarding result.

04.Municipal Team

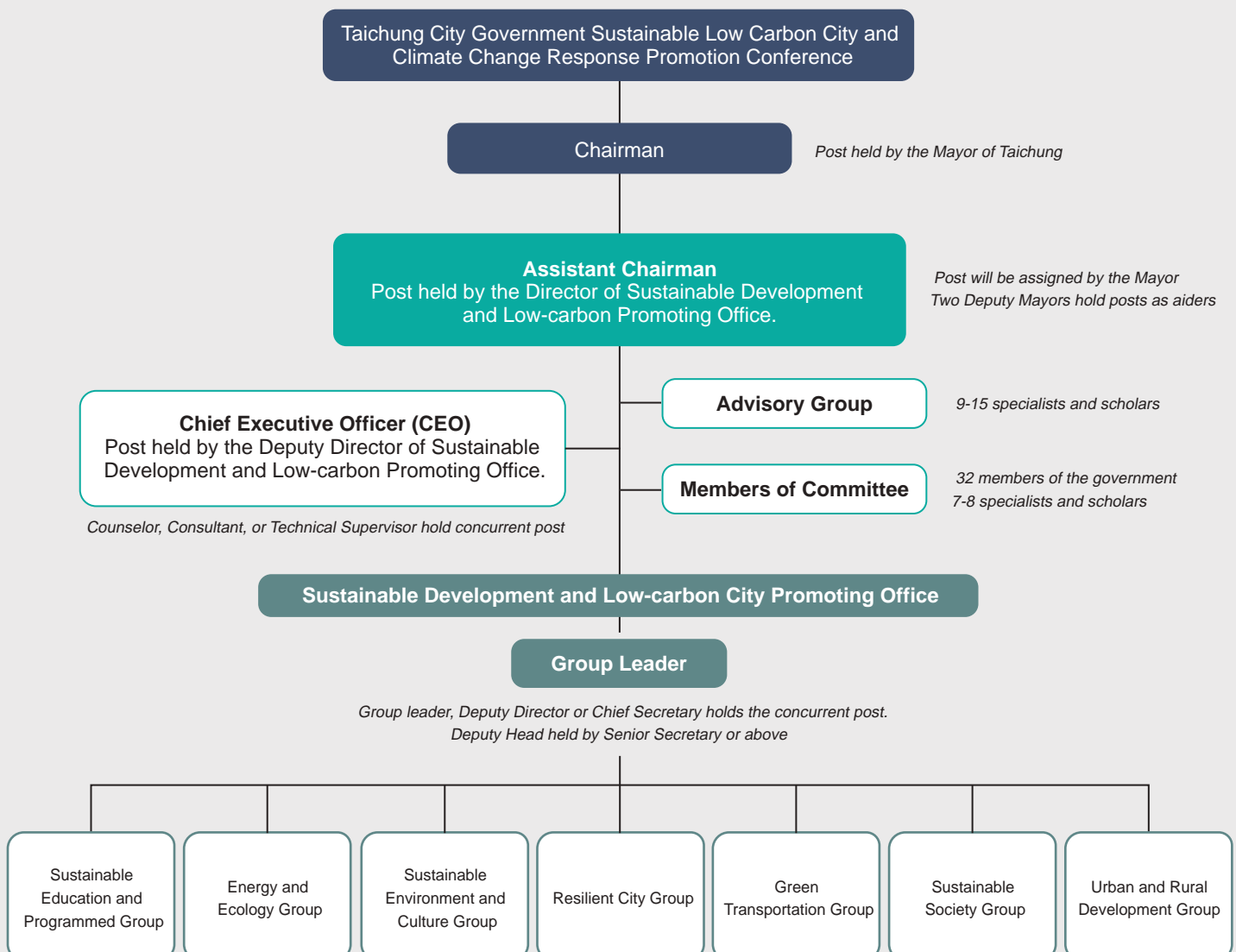
In response to the trend of a digital society and to meet the needs of citizens' digital lives, the Government Information Center was upgraded to a first-level agency, "Digital Affair Bureau," in December 2022. Currently, 30 first-tier agencies in the city are dedicated to promoting business work related to sustainable development. In the future, the City will aim at a sustainable and livable smart city, comprehensively promote the city's digital infrastructure, information security, and protection enhancement, and the development of diversified digital services to enable the public to have a better quality of life and at the same time, enhance the effectiveness of the city's sustainable governance.

Team of Taichung City Government



05.Specialized Department for the Promotion of Sustainable Development

In accordance with sustainable development business and climate change response regulations, the "Taichung City Government Sustainable Low-Carbon City and Climate Change Response Promotion Committee" has been established as a specialized department for promoting sustainable development. This committee sets a requirement that the proportion of female committee members must not be less than 1/3, in line with SDG5 gender equality. Under the committee, there is the "Taichung City Government Sustainable Development and Low-Carbon City Promotion Office," divided into seven groups: "Sustainable Education and Planning Group, Energy Efficiency and Carbon Reduction, and Green Energy Development Group, Environmental Ecology Group, Green Transportation Group, Resilient City Group, Sustainable Society Group, and Urban and Rural Development Group" to promote sustainable development business. The committee calls a meeting twice a year and is dedicated to promoting economic development, social progress, and environmental protection. The committee also holds regular sustainable development-related meetings, led by the Secretary-General each quarter, to track and review the city's various sustainable development initiatives. Simultaneously, it discloses data and sustainable-related information on the "Taichung City Sustainable Low-Carbon Living Network" to showcase the city's sustainable governance and promotion achievements.



IV

History of Taichung City
VLR Promotion

01.Current and future challenges and response issues

The city takes stock of the "economic", "social" and "environmental" challenges it faces now and in the future, and formulates strategies and goals accordingly to promote the city's sustainable development.

	Current challenges	Future response issues
 <p>Social</p>	<ol style="list-style-type: none"> 1.A society where diverse ethnic groups coexist. 2.The merger of counties and cities will lead to an increase in the immigrant population. 3.Urban space, living costs, and resource use. 4.The trend of the low birth rate and senior people. 	<ol style="list-style-type: none"> 1.Ensure that different ethnic groups, genders, cultures, and ages for equal resources and well-being. 2.Promote social welfare policies to ensure equality of resources, welfare, and medical care for all age groups, and create an equal and inclusive society.
 <p>Economic</p>	<ol style="list-style-type: none"> 1.Lack of integration between the industrial chain and end-to-end marketing . 2.Legal restrictions cause industrial marketing difficulties. 3.Economic recovery in the post-COVID-19 era. 	<ol style="list-style-type: none"> 1.Continue to carry out industrial upgrading and transformation towards the goal of fiscal sustainable development. 2.Develop financial subsidies, employment subsidies, and economic recovery-related policies to build workplace safety and promote employment and economic growth.
 <p>Environmental</p>	<ol style="list-style-type: none"> 1.Issues about climate change, heat island effect, drought, flooding and so on. 2.The City has the largest thermal power plant in Taiwan, which causes air pollution and affects people's health. 3.The Ciity's gas stations produce the largest amount of fuel in the country, and fuel emissions from automobiles and motorcycles affect air quality. 	<ol style="list-style-type: none"> 1.Release the 2050 Taichung City Net-Zero Carbon Emissions Path, formulate the "Taichung City Sustainable Net-Zero Autonomy Ordinance", develop sustainable and net-zero related measures, and incorporate climate change response-related measures into policy planning, and actively develop climate mitigation and adaptation and net-zero strategies to strengthen post-disaster resilience to climate risks. 2.Develop renewable energy and continue to urge China to reduce greenhouse gas emissions. 3.Increase the public transportation system, promote zero-carbon transportation, and control and replace high-polluting vehicles.



02.VLR execution process

STEP 1

Analyze the city's unique advantages and challenges

Inventory and analysis of the city's strengths, resources and challenges in promoting sustainable, net-zero and climate change response businesses.

STEP 2

Establish a sustainable development strategic framework

In response to the social, economic, and environmental challenges faced by the city and the mayor's policy direction, adjust and establish the sustainable development strategic framework of VLR 2.0, and promote policies related to sustainability, net zero, and climate change response.

STEP 3

Revise sustainable development plan and indicators

Interdepartmental communication and inventory policy: Through government-level meetings, interdepartmental communication and expert guidance, the 17 sustainable development goals, 106 plans, and 103 indicators of the first version of VLR were comprehensively reviewed and revised, and 4 indicators and 7 plans were deleted. ; added 49 indicators and 46 plans; retained 14 indicators and 75 plans; revised 85 indicators and 23 plans, and 17 sustainable development goals, 144 plans and 148 indicators were compiled in the end.

Quarterly management assessment mechanism: Each bureau and office promotes various plans and indicators through public-private collaboration, and conducts management assessments every quarter through bureau-level meetings to review and track the results of promoting sustainable development goals.

STEP 4


Develop highlight chapters and consult with multiple stakeholders

In response to the international trend of net-zero carbon emissions, a special chapter on the "2050 Net-zero Carbon Emissions Path" was developed, and opinions from multiple stakeholders were collected through public hearings to improve the "Taichung City Sustainable Net-Zero Autonomy Ordinance" and Policy planning related to sustainability, net-zero and climate change response; in addition, after the first draft of the second version of the VLR is completed, experts, scholars and representatives from all walks of life in the field of sustainability are invited to propose revision suggestions to confirm that the VLR report is representative and implements universal participation.

STEP 5

VLR 2.0 released

After the release of VLR2.0, we continue to search for opinions from all walks of life, and continuously review and improve various indicators of VLR.



03.VLR viewing methods and features

In order to integrate the city's goals with the SDGs and build a complete sustainable development promotion mechanism, we will examine the closeness of the city's various policies and the United Nations (SDGs), sort out the VLR promotion methods and experiences of sustainable cities at home and abroad, and based on the City's the policy direction of the trilogy of long-lasting happiness establishes the City's sustainable development policy highlights and VLR characteristics. Through the 2S2A (Screening, Scoping, Action and Assessment) strategy as the framework for implementing sustainable development goals, the City's second version of VLR will be reviewed and implemented.

VLR viewing method

2S

> Screening

Review the city's various sustainable development plans and indicators for consistency with the United Nations (SDGs).

> Scoping

Focus on the mayor's "Happiness Trilogy" policies as the key policy direction of the second edition of VLR and make an inventory of the highlights.

2A

> Action

Through bureau-level meetings, interdepartmental communication and expert guidance, 17 sustainable development goals, plans, and indicators were revised, and various plans were promoted through public-private collaboration and management reviews were conducted quarterly. The "2050 "Net-Zero Carbon Emissions Path" special chapter, and collected the opinions of multiple stakeholders through public hearings.

> Assessment

Experts, scholars and representatives from all walks of life in the field of sustainability are invited to propose revision suggestions for VLR 2.0 to confirm representativeness and implement universal participation. In the future, we will continue to collect and study opinions from all walks of life to continuously review and improve the City's VLR.

VLR2.0 features

> Linking policy policies with SDGs

The City's VLR2.0 follows the mayor's "Happiness Trilogy" policy, links the 15 happiness policies with the SDGs, and links the 17 sustainable development core goals (Goals), specific goals (Targets), plans, indicators and the economy , environment and social fields.

> Taking inventory of policy-driven highlights and achievements

Making an inventory of the sustainable development policy highlights of the "Happiness Trilogy" during the mayor's term, and in response to the international net-zero carbon emission trend, a special chapter "2050 Net-Zero Carbon Emission Pathway" was developed to present the city's net-zero carbon emission path plan. , "Taichung City Sustainable Net-Zero Autonomy Ordinance" and the results of discussions among stakeholders.

> Strengthen SDGs achievement information disclosure

In order to strengthen the disclosure of indicator implementation results, the management examination light display is included in the indicator system structure, adopting green (above 100%), yellow (above 80-99%), orange (above 60-79%), and red (Less than 60%) signal mark achievement rate as future management assessment and improvement direction.

Correspondence of achievement rate data of management examination lights

- green above 100%
- yellow 80%~99%
- orange 60%~79%
- red Less than 60%



Sustainable Development Strategy Framework

In order to continue to create happiness that citizens can truly feel, the City follows the concepts of the United Nations Sustainable Development Goals (SDGs) and takes "Happy, Sustainable, and Prosperous Taichung" as the vision for sustainable development by 2030, constructing a strategic framework for sustainable development and launching a trilogy of strategic goals for happiness, creating a "Convenient, Prosperous, and Happy City, Sharing Happiness with All Ages, and Living in a Clean City." These goals correspond to the United Nations' Sustainable Development Goals and are linked to the City's 15 policies for safeguarding Taichung's well-being to make Taichung a happy and sustainable city that is on par with the rest of the world and to create a sustainable future shared and honored by all.

Sustainable Development Strategic Framework in Taichung City

Vision

Sustainable Happiness • Prosperous Taichung



Taichung City's Sustainable Development Goals The Happiness Trilogy

A Prosperous City with Vital Economy



- Development of Metro Rapid Transit (MRT)
- Smooth Road Transportation
- Promoting Investment and Upgrading Industries

Friendly, Livable and Happy City



- Improving Urban Living Space
- Nursing Care and Sports City for Elderly
- Constructing Eight Safety Networks
- Adequate and Appropriate Education and Improvements for Campuses
- Youth Cultivation and Civic Engagement
- Development of Social Housing
- Insurances for Labor, Farmer and Fisherman
- Maintaining the Rights and Interests of Communities
- Building City Attractions
- Positive Politics and Smart City

Sustainable and Resilient Net Zero Cities



- Sustainability for a Flexible and Durable City
- Control of Pollution Sources



01. Visions: Sustainable Happiness, Prosperous Taichung

Since Mayor Lu Shiow-Yen took office, she has proactively reformed the five major areas which covering finance, construction, economy, environment, and social welfare, and is committed to creating a vision of happiness in Greater Taichung while multiplying the happiness felt by the citizens simultaneously.

02. Taichung City's Sustainable Development Goals: The Happiness Trilogy

development vision of " Sustainable Happiness, Prosperous Taichung," we are fully committed to safeguarding Taichung, actively developing and constructing it, and activating the Happiness Trilogy.

A prosperous city with vital economy

The City aims to build " a strong and prosperous Taichung" by means of the economic perspective. Meantime, through its economic development strategy, the City attracts enterprises to invest in Taichung, which will stimulate the employment and economic growth, as well as help the gradual improvement of major infrastructure.





Friendly, livable and happy city





To build a friendly and inclusive " Cozy Taichung" based on the social perspective, the City, as a livable one in the minds of Taiwanese, continues to develop and optimize its social welfare policies and provides a friendly environment and care services for multiple ethnic groups, different ages, and genders so as to move towards an equal and inclusive social home.

Sustainable and Resilient Net Zero Cities

In response to climate change and the Net Zero Carbon Emission Trend by 2050, we have signed the Climate Emergency Declaration and released the Net Zero Carbon Emission Pathway Plan, which is committed to developing sustainable energy, promoting resource recycling, and net-zero transformation, to minimize environmental pollution and carbon emissions . The City intends to create "livable Taichung along with carbon and worry free" in the respect of the environment.

03.15 Strategies for Guarding the Happiness of Taichung

<p>Development of Metro Rapid Transit (MRT)</p>		<p>The MRT Blue Line is under construction, and the extension of the Green Line and Blue Line is being promoted to build the Airport Orange Line, the Tuen District Purple Line, the Chongde-Fengyuan Red Line, the Science and Industry Green Pine Line, the Fengyuan Science and Technology Park Yellow Line, and the Shanghai Loop Line.</p>
<p>Smooth Road Transportation</p>		<p>Combine metro, rail, passenger transportation, double-ten buses, small yellow buses, motorcycles, and iBikes with the "Mountain, Sea, Town, and City" transit center.</p>
<p>Control of pollution sources</p>		<p>Made strong efforts to control pollution and coal, counseled citizens on energy transformation, and increased the number of electric vehicles and charging facilities to gradually realize net -zero carbon emissions.</p>
<p>Improvement of urban living space</p>		<p>The City continues to build the Melody Inclusion Park and the Road Scalding Project, optimize space for commuting, biking, jogging, and walking.</p>
<p>Nursing Care and Elderly Sports City</p>		<p>The number of public daycare enrollments has doubled, public kindergartens have increased their capacity, parent-child libraries have been promoted in all districts, healthcare subsidies for the elderly have been maintained, the respect , love,and service card for the elderly has been expanded, and built more national and children's sports.</p>
<p>Constructing eight safety networks</p>		<p>Strengthen the eight safety networks: police, fire and public security, children's safety, medical services, food safety, disease prevention, services for the physically challenged, and long-term care; and build municipal hospitals to enhance the capacity of long-term medical care.</p>
<p>Adequate and appropriate education and school improvement</p>		<p>We have implemented adaptive and diverse curricula, strengthened bilingual teaching environments, enhanced in-service learning, emphasized character education, continued to enhance teachers' rights and interests, and expanded the city's first full-time continuing education program for teachers.</p>

<p>Youth Cultivation and Civic Engagement</p>		<p>We provide counseling on youth entrepreneurship and employment, establishes a mono service window for entrepreneurial dreamers, enhances youth's international outlook, and expands youth's participation in public affairs.</p>
<p>Development of social housing</p>		<p>Promote and build new social housing in Wuri District, Xitun District, Taiping District, Beitun District, Fengyuan District, Dong District, Dali District and other places, and also inventory and continue to build spare bases, supplemented by rent discounts, to build a livable life for citizens .</p>
<p>Insurance for Labor Farmer and Fisherman</p>		<p>The city counsels workers on starting up businesses and diversifying their skills for employment, protecting workers' rights and interests, counsels and subsidizes farmers and fishermen on production techniques and machinery and facilities, expanding domestic and international markets for agricultural products, and promoting intelligent production and marketing and industry-academia alliances.</p>
<p>Recruiting investment and upgrading industries</p>		<p>We continue to develop industrial parks for core industries such as precision machinery, hand tools, optoelectronics, and semiconductors and promotes the economic model of the exhibition industry to revitalize the market and optimize the business district.</p>
<p>Guaranteeing the Rights and Interests of Communities</p>		<p>The City preserves and transmits the cultures and languages of various ethnic groups, strengthens the construction of hometowns, expands services for the indigenous people, creates bases for Hakka villages, develops the Hakka economy, serves the new immigrants through a mono window, and be friendly to the diversified ethnic groups.</p>
<p>Building City Attractions</p>		<p>The City combines cultural innovation with local cultural resources, fosters film and television, animation and comics, music, and e-sports, shapes a watershed of Taichung's cultural characteristics, and continues to promote urban renewal, local creativity, and pro-mountain and water recreation to build up ecological corridors.</p>
<p>Positive Politics and Smart City</p>		<p>We are committed to implementing openness and transparency of information, the implementation of the Integrity Platform, the establishment of the Digital Affair Bureau, the promotion of government innovation and intelligent services, the construction of a big data platform, and the spread of digital infrastructure.</p>
<p>Sustainability for a Flexible and Durable City</p>		<p>We have adopted the three major strategies of inducing air, increasing greenery, and blue sky to cool down the city and strengthen the flexible disaster prevention infrastructure to mitigate and adapt to the impacts of climate change to provide a safe, secure, and comfortable living environment for the public.</p>



VI

Highlighted Promotion Strategies

Mainly corresponding to SDGs

--	--	--	--	--	--	--	--

01. Prosperous city with vital economy

Creating a "Transportation Gateway" in Taichung

Transportation is the foundation of urban development. In order to improve the city's metro network, the MRT Green Line was officially opened in April 2021, with a capacity of 9.33 million passenger trips in 2022 and an overall passenger satisfaction rate of over 90%. The comprehensive plan for the Blue Line was reviewed by the Ministry of Transportation and Communications and submitted to the Executive Yuan for approval in February 2023. The construction of the Blue Line project will be accelerated to bring a second metro to the city, and the metro construction will be gradually improved to realize the development vision of "Greater Metro Taichung."



▲ Combining buses and MRT to create a "Transportation Gateway" in Taichung



The pioneer in the country-the Double Ten Bus Policy



▲ "Double Ten Bus Policy" Penny Saved , the Best Offer in the Nation!

We provide affordable public transportation for the under-privileged and remote citizens by continuing to build the bus network and launching the nation's first Double 10 bus policy (free for the first 10 kilometers and only NT\$10 for rides over 10 kilometers), which implements the four major benefits of fairness and justice, subsidies for the economically disadvantaged, energy conservation and carbon reduction, and air pollution improvement. As of August 2023, the number of passengers has reached 54.81 million.

Promoting the iBike Multiplication Program

The City promotes the iBike multiplication plan and continues optimizing bike lanes, increasing the number of stations from the original 300 to 1,319 in YouBike 2.0, and spreading throughout the City's administrative districts, with the most rental stations in the country. In order to encourage the public to ride bicycles, the City promotes the first 30 minutes free of charge and takes the lead of the six metropolitan cities in introducing electric assistive vehicles, encouraging the public to use more greenery transportation.



▲ YouBike 2.0 Electric Bicycle

Promotion of Electric Mobility

In order to encourage the public to choose electric transportation, the City has set up charging and switching stations for electric vehicles and motorcycles to increase the convenience and accessibility of electric transportation for the public and plans to fully electrify public transportation by 2030.

Electric Vehicle Charging Station	780stations
Electric Motorcycle/Scooter Charging Station	1,447stations
Electric Motorcycle/Scooter Exchange Stations	749stations
Electric buses (including body building)	408 buses
Growth Rate of Electric Motorcycles/Scooters	96.2%

No. 1 in the nation in terms of quantity

No. 2 in the nation in terms of number registered registrations

No. 2 among 6 Municipality Cities

Statistics to the end of 2022

Monthly Transportation Pass

Central Region Public Transportation

Types of Periodical Passes	Taichung Citizens	Citizens of other counties
Taichung City	NT\$299/month	NT\$599/month
Taichung, Changhua, Nantou, and Miaoli	NT\$699/month	NT\$999/month

In order to encourage the public to take affordable public transportation, in line with the Executive Yuan's "Central Government's Plan to Promote the Use of Public Transportation, we launched the "Taichung City" and "Taichung, Changhua, Nantou, and Miaoli" Public Transportation Periodic Passes on July 1, 2023. Both types of passes have exclusive discounts for the citizens of Taichung City and apply to transportation modes which include city buses, highway buses, Taichung Rapid Transit (MRT), the Taiwan Railways Administration, and public bicycles, which allow the citizens to travel conveniently and also alleviate the burden on the expense, to respond to the public transportation policy and work together to build a low-carbon city to embrace a better quality life.

Prosperous Taichung 3

The City has adopted the economic development strategy of "Prosperous Taichung 3: Investment, Industrial Development, and Free Economic and Trade Port" to boost investment, stimulate economic vitality, lay the foundation of a livable city, and create a rich and strong city.

Investment

The City promotes the convention and exhibition industry and investment, including constructing the nation's largest convention and exhibition center, the Taichung International Convention and Exhibition Center, and Taiwan's one and only art museum and library, Taichung Green Museumbrary. The City also continues to promote investment attraction, including the return of Taiwanese businessmen to Taiwan, such as Micron Memory Taiwan, SRAM Corporation, and Largan Precision, as well as attracting investment in major commercial facilities, such as the Rich Fengyuan Project,



▲ Taichung International Convention and Exhibition Center

Mitsui Outlet Phase II, LaLaport in the Eastern District, and the Taichung High-Speed Railway Entertainment and Shopping City to promote economic development.

Industrial Development

The City provides expansion capacity for the development of industrial hubs. The Taiping Industrial Park was completed and manufacturers were set up in 2021. The second phase of the Shengang Fengzhou Science and Technology Industrial Park continues to be developed, the first and second phases of the Precision Machinery Technology Innovation Park continue to be developed, and the Tamzi Juxing Industrial Park project will be completed in 2023. The investment on the land which belongs to the City Government was completed in 2021, the bidding for the land



▲ Precision Machinery Technology Innovation Park



Economic Trilogy



▲ Taichung Shopping Festival

The Taichung Shopping Festival has been held since 2019, and the economic benefits have been booming successively. According to the findings of the research report of the China Economic Research Institute, the Taichung Shopping Festival in 2022 stimulated the effect of the nation's total economic output to reach 67.5 billion yuan, which grew 1.23 times that of 2021, and led to the City's economic growth and expansion of the economic benefits.

allotted by Taiwan Sugar was completed in March 2023, and the bidding for the land allotted by Taiwan Sugar was completed in March 2023.

Free Economic and Trade Port

Via the five international air and sea port gateways, namely the Taichung Airport Park Gateway, the Taichung Port International Free Trade Gateway, the Wuri High-Speed Rail Transit Gateway, the Shuinan Intelligent Innovation Gateway, and the Taichung Station Cultural and Creative Gateway, Taichung has become a free economic and trade hub by connecting to the international market, accelerating the development and upgrading of industries, promoting investment, creating demand for employment, and linking transportation and commercial space.



▲ The Trilogy of "2023 Taichung Cash Transfer to Stimulate the Economy"

In order to stimulate the economy in the post pandemic era, and in response to the Central Government's policy of universal cash transfers of \$6,000 to stimulate economic development. The "2023 Taichung Cash Transfer to Stimulate the Economy" trilogy has been initiated with the launching of various economic revitalization campaigns from May to the end of 2023. Through horizontal branding campaigns and vertical funding increases from each bureau and department, the objective of stimulating the economy has been achieved.



▲ The City's five major portals-Taichung Port International Free Trade Portal



Mainly corresponding to SDGs

02. Friendly, livable and happy city

Doubling the number of public childcare centers and kindergartens

In order to build a friendly childcare environment, the City promotes the "doubling of public childcare centers and public kindergartens" by providing the public with diversified, affordable, and high-quality standardized public childcare services. Not only does the City continue to expand the number of locations and increase the number of enrollment. in conjunction with the central government's increase in the childcare subsidy by NT\$5,500, but also parents only need to pay NT\$1,500 per month to send their child to a publicly-run, privately-run childcare center or a community-based public childcare home, which is the

lowest in the country and is expected to alleviate the pressure of parents on childcare and to elevate the will to give birth to a child.

Year	Goals
2022	Completed planning for 50 sites. 33 sites completed and in operation
2023	Estimated to open 13 sites
2024	Completing the opening of 50 childcare centers to achieve a 10-fold increase in public childcare centers.
2026	Completion of at least 60 public childcare centers to supplement the capacity of childcare in districts with insufficient childcare resources and to balance the district's childcare resources.

Quality Learning Environment



▲ Collaborative English Teaching with Foreign Teachers at Schools

Children's education is a top priority. Over the past four years, the City has adhered to the spirit of "investing in our children's education is the goal we can not spare our effort" and has vigorously invested in education, science, and culture, ranking the top in the percentage of budget among the six metropolitan cities. In order to continue to optimize the learning environment for children, the City has actively recruited contract teachers to achieve the goal of "having school-based foreign teachers." We have actively built digital and intelligent campus environments, moving toward a teaching environment where "every class has an internet connection, and every student uses a tablet." In order to provide students with better space for activities, the City has already completed the design and selection for 23 schools by 2023. Granted by the central government funding, our first goal is to build assembly halls for 25 schools and facilitate the children to have happy learnings based on their adaptive development. In the meantime, we have completed the constructions for 21 schools and invested the essential funding to accelerate the projects which will be completed by 2025.

Taichung Good House x "567 777" Rental Promotion Program

In order to realize the justice of housing, we completed or executed ongoing constructions more than 7,000 social housing units by May 2023, exceeding the central government's target of 5,000 units. We will move forward to build



臺中好宅

567777 方案

5折	6折	7折	7折	7折	7折
第1年	第2年	第3年	第4年	第5年	第6年

✓ 租金5折、6折優惠
不限首批入住民衆
(每戶以申請一次為限)

✓ 入住3年後如仍符合資格
續約租金享7折優惠

✓ 租金折數
全國最優惠
照顧荷包減輕負擔!

✓ **設籍臺中勞工或
育有學齡前幼兒**
申請資格再加分

臺中市政府
112/05/09 更新

▲ Taichung Good House in Beitun District / Taichung Good House— "567 777" Rental Promotion Program

10,000 units. Combined with the central government's 8,000 units, there will be a total of more than 18,000 social housing units provided, which will be available to a large number of socially disadvantaged, indigenous peoples, or the youth.

We have also launched the "567 777" rental promotion program aka the country's lowest rental discount. All households applying for the first time may benefit a 50% discount on the first year's rent, 60% on the second year's rent, and 30% on the third year's rent after moving in for one time and signing a three-year contract. In addition, they can renew their contract if they meet the qualifications and then benefit a 30% discount on the rent for the coming three years again so that each person may be favored by the preferential policy for first-time occupants of affordable good social housing.

Assisting the youth to take root in Taichung

We have increased subsidies for the young employment incentives, organized job-search insurance, created a friendly environment for the young entrepreneurship, and provided diversified job training and services to help disadvantaged workers find employment.

The city provides an exclusive-service counter for entrepreneurship, assisting entrepreneurs in applying for entrepreneurship subsidies, registering for counseling on the GISA registering, setting up an exclusive-service counter for youth entrepreneurs, and providing counseling for the young entrepreneurship and SME finance for the small and medium-sized enterprises .

Constructing Friendly Sports Stadiums

We have been actively planning to construct sports venues. In 2022, six national (and children's) sports centers, including Changchun, Dali, Tamzi, Chaoma, North District, and Nantun were officially launched. Among them, the Tamzi Civil and Child Sports Center won the Excellence Award in the Best Planning and Design Category of the 2020 FIABCI-Taiwan Real Estate Excellence Awards and the Golden Safety Award, which meets the certification of Green Building and Smart Building, incorporating children's sports elements to create a friendly sports environment.

In the future, we will continue to build the Arena Stadium,

the International Soccer Leisure Park, and other sports venues in the administrative districts to encourage the public to participate in sports.

Friendly parks built for accessibility, all ages, and inclusion



▲ Macaroon Park in Taiping District

Through the Taichung Melody Project, we have constructed inclusive parks by considering the needs of the elderly, children, and accessibility needs of both the elderly and the young, as well as other inclusive facilities. As of July 2023, 193 inclusive parks have been constructed, and the project has been recognized with the "Outstanding Awards" in the environmental planning and the design category of the "10th Taiwan Landscape Award," the "Bronze Award in the 2nd Asia-Pacific Sustainability Award-Sustainability Award," and the "Bronze Award in the 3rd Taiwan Sustainability Award-Sustainability Award," among other awards.



▲ Taichung City Tanzi National and Children's Sports Center



▲ Restores health care subsidies for the elderly to reduce the burden of medical care.

Elderly care service system

In order to boost Taichung as a friendly city for the elderly, we have opened 470 community care points, opened 1,021 classes of Elderly Academy, and benefited 320,000 elders from the elderly health insurance subsidy. Moreover, Mayor Lu is serving as the chairman of the Healthy and Age-Friendly City Promotion Committee and making reference to the eight aspects of the Age-Friendly City Guidelines which contain "Respect for the Elderly, Affection for the Elderly, Accessibility, Barrier-free Transportation, Safe Living, Connectedness, Health and Well-being and Agelessness," as revealed by the WHO. The overall welfare of the Elderly Respect and Love Card is the highest among the six cities.

The City won seven awards from the National Health Administration of the Ministry of Health and Welfare's "2022 Taiwan Healthy City and Age-Friendly City Award" and 1st place in the city's long-term care capacity ranking in the 2022 "Common Health Magazine."

Tickets for senior persons

In order to encourage the elderly and the physically and the mentally to increase their social participation, the City's system of "Tickets for senior persons" provides a monthly subsidy of NT\$1,000 in points (NT\$1,500 in points per month for aboriginals) are also the highest in the six capitals.



▲ Tickets for senior persons

Restoring health insurance subsidies for the elderly

We have restored the Elderly Health Insurance Subsidy to guarantee the rights and interests of receiving medical care for elders and alleviate their children's financial burden. In 2022, the subsidy coverage rate was about 80%, the number of subsidized people reached 320,000, and the total subsidy amount was NT\$2,209 million, with a maximum annual saving of nearly NT\$10,000 for each eligible elder.

Evergreen Academy

We have set up Evergreen Academies in all administrative districts according to the needs of local elders and have formulated preferential measures, such as free tuition for the first class for those aged 65 or above. 1,021 classes were opened in 2022, with the number of beneficiaries reaching 56,597, and 1,030 classes of Evergreen Academies are expected to be organized in 2023.



▲ Evergreen academy musical instrument course

Ten-Year Plan for Long-Term Care

With the rapid increase in the elderly population, we have been actively building long-term care centers to provide comprehensive long-term care services for the disabled elderly. As of the end of December 2022, 1,606 ABC sites were built, with a coverage rate of 76.3%. The City actively promotes E-based long-term care services for those who need long-term care 2.0 services, in addition to calling the 1966 long-term care hotline directly. Furthermore, they can also download the Taichung Long Term Care Instant Messenger App, which allows them to apply for long-term care services online, inquire about approved items, use of quotas, and make transportation appointments.

In order to realize the spirit of the Convention on the Rights of Persons with Disabilities (CRPD), we have continued to develop "community-based" diversified and approachable services, focusing on the development of small-scale community-based services, and have been striving for the funding to gradually expand the number of service outlets. We have set up 74 community-based services for persons with mental and physical disabilities, accompanying more

than 800 persons with mental and physical disabilities and their families.

Multi-ethnic Care Services (Aboriginal, Hakka, Migrant, New Immigrant)

In order to preserve the aboriginal and Hakka culture, we not only build relevant cultural heritage bases but also promote tribal universities and Hakka language supplemental counseling to root the language downward. In addition, we provide services for the people living remotely in Taichung in which the remote villages such as the Lishan Happiness Bus and Long-Term Care 2.0 are provided as well.

In order to implement care and service measures for new residents, the City offers new resident adaptation courses and has set up the Taichung City New Immigrants Information Network, which provides information on the rights and interests of new residents and is available in multiple languages to enhance their ability to adapt to life in Taiwan.



▲ Lishan Happiness Bus 2.0

Creating a gender-friendly environment

We have been actively promoting gender equality, and won the excellent grade in the 2022 Executive Yuan Sex Equality Assessment and rank 1st place in the nation. We are also actively creating a gender-friendly environment (e.g., the ratio of male to female toilets has been raised to 1:4), constructing a mechanism for evaluating gender-friendly environments for large-scale events, and elevating women's public participation and economic power to gradually build a gender-friendly city.



Mainly corresponding to SDGs

03.Sustainable and Resilient Net Zero Cities

Sustainable Net Zero Trilogy



▲ Part 1 - City signing climate emergency declaration (left)/Part 2 - 2021 publishing the City's 1st edition VLR (center)/Part 3 - 2022 publishing the City's 2050 Net Zero Carbon Emissions Pathway (right)

In response to the international 2050 net-zero carbon emission trend, we have declared the promotion of the "Sustainable Net-Zero Trilogy", with the ultimate goal of achieving net-zero emissions in 2050, and determine to create a "carbon-free and worry-free" lifestyle in Taichung. The first part of the sustainable net-zero trilogy was to sign the "Climate Emergency Declaration" in January 2021 and proposed the "Sustainable 168 Goal Strategy", of which "the first goal" was to build Taichung into a coal-free city and "6" covered the renewable energy utilization rate reaching 20% in 2030. The new lease-purchase manufacturers in the industrial zones within the city's jurisdiction must install photovoltaics on 50% of the roof area, the average annual

concentration of PM2.5 in 2030 to 12 micrograms, and the proportion of electric buses increasing. to 40%, the growth rate of electric motorcycles to 200%, and the reduction of greenhouse gases in 2030 compared to the base year (2005) to reach 30%; the last "8" goals are the United Nations' goals 7, 9, and 11 to promote sustainable development. goals 12, 13, 14, 15 and 17, hoping to build a sustainable city in line with international trends and fight climate change together with major cities around the world. The second part, "2021 Taichung City Voluntary Inspection Report" was released in September 2021. We injected "sunshine, air, water" into the environmental, economic, social and other policy development strategies, and

comprehensively promote 17 sustainable development goals and 103 Indicators and 106 plans.

The trilogy released the goal of "2050 Taichung City Net-Zero Carbon Emission Path" in 2022, outlines 6 key strategies and 20 zero-carbon paths, and continues to strive to improve air pollution and reduce carbon emissions through energy transformation and the promotion of various departments and is to build the vision towards net-zero carbon emissions in 2050.

Reducing Heat Strategy for The City

Increase green space and preserve more blue sky

The City identifies potential green axes and blue belt breaks in urban heat island effect hotspots, inventories vacant and underutilized land in the surrounding areas. We provide relevant improvement proposals, including building bases located in green belt breaks, appropriately reserving space for retreating green belts or installing vertical greening facilities, appropriately opening up drainage areas, and creating an urban artificial wetland on public land around the water space.

Wind blowing without barriers

By analyzing the characteristics of the wind environment in Taichung, the spatial distribution of urban heat islands, and the potential wind force at the pedestrian level in the city, the City established an "urban wind corridor" system based on the natural wind corridors generated by the prevailing winds in Taichung in summer. We have provided recommendations for improvement, such as leaving appropriate space for the base on both sides of the corridors to recede, reviewing the distance between the building blocks and the base's ventilation rate, and designating different levels of wind corridors to rationally control the type of building development.

Reducing heat by building more shade spots

The City has established a shade improvement evaluation process, prioritizing areas that are hotspots for urban people's activities (e.g., shopping districts, transportation nodes, etc.) and prioritizing the installation of natural planting for shade, using plants with a high foliage area index

(FAI), or installing artificial shade facilities such as verandahs, corridors, or canopies, etc. Meantime, we take into account the dimensions and orientations of the shade facilities to enhance the thermal comfort of pedestrians.

Energy saving and heat reduction

We use cooling degree hour analysis to determine areas with higher energy consumption potential and recommends that buildings located in hot zones or high cooling degree hours which should meet certain building energy efficiency ratings. Buildings are encouraged to use energy-efficient, low-power consumption air-conditioning systems that are compatible with the size of the building and building shells with roof insulation, wall shading, and so on.

Enhancement of green space per capita

We promote the Melody Project to continue to increase the proportion of green space per capita in Taichung, expand green space and improve the quality of park green space. In 2022, the per capita green space area covered 9.56m², ranking second in the country.

In addition, we make good use of the approximately 37.841-kilometer-long Provincial Route 74 ring expressway to create a ring-shaped landscape space under the elevated road bridge to form a "metropolitan green ring". We also actively make an inventory of idle land, green and beautify community oddities, and create the City's micro ecological green network to add more green space for the City.

Clean Rivers and Water











We continue to actively improve the waterfront environment by regulating many rivers, such as the Liuchuan River and the Huludun Canal, as well as signing a memorandum of cooperation agreement with a university on "A University Protecting a River" to share the results of the water environment project, fulfill its social responsibility, create more green water and blue zones, and provide people with better waterfront recreation space.

04. Highlights of Taichung City's Sustainable Development Governance Performance


Society

-  Community-based service base for people with disabilities, No. 1 in the country (2023)
-  The lowest burden for parents' childcare among the six cities (2022)
-  Gender equality business assessment, ranked first in the country(2022)
-  The ratio 1:4 of male and female public toilets exceeds the current "Technical Rules of Construction"(2022)
-  The highest renting ratio among the six cities of young adults in Gonghao Social Housing reaching 80%, (2023)
-  The most favorable social housing rent subsidy in the country (2023)
-  Ranked first among the six cities "Suppression of guns, anti-drugs, anti-fraud, anti-gangsters" evaluated by the central evaluation, (2023)
-  Participated in the international organization UCLG, and was re-elected as the world director and the only executive member of Taiwan. (2023)
-  The first place in the Platinum Award of the VLR Taiwan Business Sustainability Award (2022)
-  Participated in the international organization UCLG, and was re-elected as a world director and the only executive member in Taiwan (2022-2026)
-  Won the VLR Taiwan Enterprise Sustainability Award, first place in the Platinum Award (2022)

Economy

-  The number of registered businesses increased up to 4,383
-  The growth rate of the number of business registrations increased up to 3.49%
-  Commercial registered capital increased up to 1.021 billion
-  The number of registered companies increased up to 3,738
-  Number of newly registered factories, totaling 4,457
-  Number of applications for land -used changes for specific purposes by specific factories, 12 in total
-  The total floor area of the building with construction license issued is 2.36 million m².
-  The total floor area of the office-type approved building is 360,000 m²
-  Number of companies investing in Taiwan's three major programs, totaling 277
-  "Taichung Shopping Festival APP" won the first prize of the 2023 International Infocomm Awards - Outstanding Public Cooperation Service Award (2023)

Environment

-  Won the National Sustainable Development Award for public-private collaboration to improve Dongdaxi (2022)
-  Qikawa Water and Green Sustainable Symbiosis Network Public-private collaboration to improve the water environment, a university to protect a river Memorandum of Cooperation Agreement (2022)
-  Central Park, the country's first ecological park with the largest solar panel area (2021)
-  Ranked 3rd among the six cities in terms of solar photovoltaic installation capacity (2022)
-  Waipu Green Energy Park, the country's first biomass energy plant (2022)
-  The country's first Double Ten bus policy, with 76.47 million bus rides (2022)
-  Number of electric bus registrations, 2nd in the country (2022)
-  Growth rate of electric motorcycles, 2nd among the six cities (2022)
-  No. 1 in the country for charging and swapping stations for automobiles and motorcycles (2022)
-  It has the most i-Bike rental sites in the country and is the first among six cities to introduce electric assistive vehicles (2022)
-  "Locomotive Pollution AI Identification System" and "Empty Product Sensor Internet of Things" won the 2022 Global Smart 50 Award, the only winning city in the country (2022)
-  Shuinan Economic and Trade Park, the country's first low-carbon smart demonstration park (2022)
-  Strengthen the country's first "introducing wind, increasing green, and retaining blue" to create four major strategies for reducing fever in urban heat islands (2023)
-  The City took the lead in implementing the "Taichung City Stone Tiger Conservation Autonomy Regulations" among six cities and also established the "Taichung City Stone Tiger Conservation Committee Establishment Measures" (2023)
-  Expanded green space by 17 hectares, with per capita green space area of 9.56m², ranking second in the country (2022)
-  Won the Ministry of Environment's 2021 Municipal and County (City) Government Environmental Protection Performance Assessment-Sustainable Development Category Excellence (2022)

VII

2050 Net Zero Carbon Emission Pathway

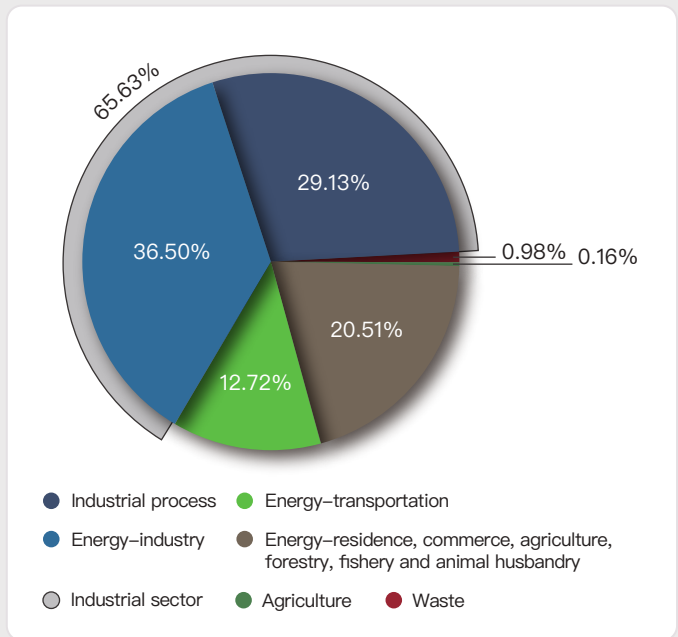


主要對應SDGs

01.Overall Emission Statement

The City conducted the urban inventory following the "Guidelines for Urban-Level Greenhouse Gas Inventory" announced by the Ministry of Environment in 2017. The City's total urban-level GHG emissions in 2021 were 35,558,026 metric tons of carbon dioxide equivalent (in metric tons of CO₂e), with per capita emissions of 12.64 metric tons of CO₂e.

The City's most significant source of GHG emissions is energy use in the industrial sector, which accounts for 36.50% of the total emissions, followed by industrial processes about 29.13%. We can tell from the pie chart, the industrial sector is the largest source of GHG emissions in the city, accounting for 65.63% of the city's total emissions.



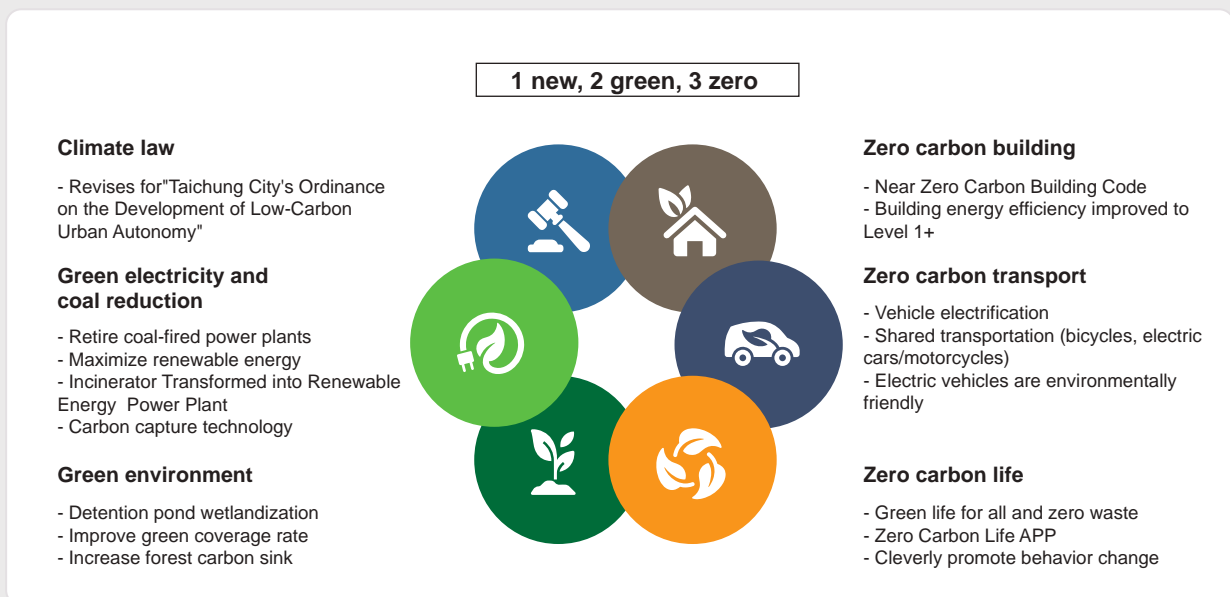
▲ Taichung City 2021 Greenhouse Gas Contribution Analysis by Sectors



02.Six Key Strategies for Net Zero

Mayor Lu announced the "Taichung City 2050 Net Zero Path" on World Earth Day 2022, setting up a zero carbon pathway for the next 30 years in six major sectors covering energy, industry, residence and commerce, transportation,

environment, and agriculture, and launching six key strategies, and regularly reviewed for results, with the expectation of achieving a net zero carbon emission goal by 2050.



▲ 6 key strategies for Taichung City

New climate regulations

- The process of developing self-government regulations

In order to comply with the international 2050 net-zero development trend, Taichung City Government has combined the carbon emission reduction targets of the six central departments and the content of the city's 2050 net-zero carbon emissions path, and convened multiple interdepartmental meetings, experts and scholars from each department, and industry representatives to work on the discussion. The draft of the "Taichung City Sustainable Net Zero Autonomy Regulations" was proposed and held a public hearing to explain the key points of the regulations. Through on-site communication, questionnaires, etc., we solicit opinions from all parties, implement citizen participation, and ensure the feasibility of the regulations; the regulations will run through the fields of industry, environment, transportation, life education, and climate change adaptation, and jointly promote the City's development Net zero.

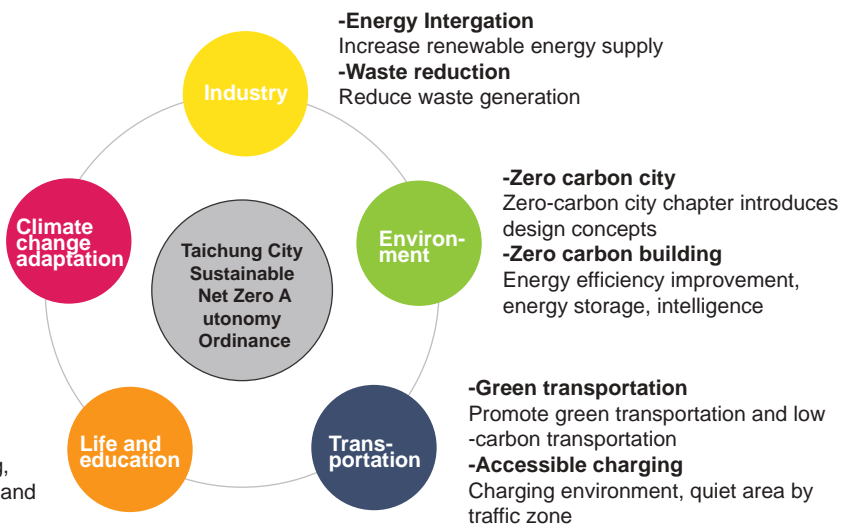


▲ 2022 City Forum for Sustainable Zero Carbon / Public Hearing on the Draft to the " Taichung Autonomous Low-Carbon City Development Act"

Five major structures and ten cores

- Climate adaptation**
Develop climate change adaptation strategies and guidelines
- Increase exchanging resilience**
Increase forest carbon sink
Create a wetland for detention ponds

- Sustainable Net Zero Environmental Education**
Implement sustainable net-zero environmental education
- Zero carbon life**
Transformation of food, clothing, housing, transportation, education, entertainment and shopping into zero-carbon life



▲ Framework for regulations the Taichung Autonomous Low-Carbon City Development Act.



- Stakeholder Consent

Contents of meetings related to the formulation of regulations and key stakeholders

Stakeholder Meetings	Key Stakeholders
Previous regulatory coordination meetings	Representatives of bureaux and departments, experts and academics, members of the Advisory Group on Sustainable Development and Low Carbon Technologies, trade unions, and industry representatives
Expert and Scholar Consultation Meetings	Representatives of Bureaux and Departments, experts and academics, members of the Advisory Group on Sustainable Development and Low Carbon Technology
Public Hearing on Sustainable Net Zero Act	<p>Representatives of various bureaux and departments, enterprises, civil organizations, and city councilors.</p> <p>57 participants for the first session; 57; 92 for the second session; 62 for the third session ; 61 for the fourth session covering industry, government, academia, civilians, non-profit organizations, etc. participated. The participants as follows: The Department of Industrial Safety and Environmental Protection of TSMC Fab 15, Dragon Steel Corporation, Taichung Power Plant, Cheng Loong Corp., Vedan Enterprise Corp., Dong Yong Hot Water System Inc., Guanrong Technology Ltd., BellCERT Group, Winbond Electronics Corp., Chirey Co., 29 bureau chiefs or supervisors, city council members, Western District Office, Food and Drug Safety Administration, Lingdong High School, etc., Taichung City Pest Control Association, Housewives Alliance Taichung Chapter, LCIA Low Carbon Industry Sustainable Development Alliance, the Society of Wilderness, VegeTaiwan Promotion Association, Buddhist Tzu Chi Medical Foundation, Taichung Chamber of Engineering Technologic Consultants Commerce, and Federation of the Real Estate Development Association.</p>

Key points and suggestions for the formulation of regulations



1. Establishment of ESG Counseling Group

The City promotes corporate ESG counseling through interdepartment collaboration, focusing on small and medium-sized enterprises, and suggests prioritizing the setting of low-carbon milestones and transitioning to zero-carbon, as well as providing subsidies and incentives for corporate innovation and the development of a circular economy.

2. Increasing or creating renewable energy sources

- (1) Developing diversified renewable energy resources, including encouraging the development of civic power plants by the private sector and actively developing offshore wind power.
- (2) Increasing the proportion of solar panels installed in existing buildings and adding conditions for installation in unauthorized building works to increase the capacity of solar energy installations, etc., and the proper consideration to the issues of subsequent maintenance and urban landscape.
- (3) Leading power users should set up a certain percentage of renewable energy sources, targets, and schedules.
- (4) Dedicated staffs help people set up the Green Roof Counseling Incentive System and streamline the process.
- (5) The model of "public interests before the private ones" suggests that public authorities use community energy storage devices first.
- (6) Signboards and tree advertisements must be accompanied by an energy-saving label for the lighting equipment, and both the applicant and the contractor are responsible for signing the certificate.
- (7) Uniformly adjust the overall legal content involving green energy and renewable energy.

3. Industrial Waste Reduction

The addition of the High Conductivity Wastewater Control Act requires existing manufacturers to achieve a wastewater recycling rate of 15% five years after the promulgation of this law.



1. Building Energy Efficiency Management

- (1) Installation of energy storage equipment in conjunction with the building energy management system.
- (2) Setting carbon reduction targets for different building certificate levels and increasing the incentive mechanism for innovation.
- (3) Installation of energy storage equipment with the Building Energy Management System (BEMS) to achieve Energy Efficiency Class 1+ for privately owned buildings.

2. Green Building and Greening

- (1) New buildings are required to obtain a Green Building Candidate Certificate, pay a deposit before applying for the certificate, and obtain a Green Building Certificate and a Building Energy Efficiency Label within two years of obtaining the license; otherwise, the deposit will not be refunded, or the builder will be required to pay a fee for the building energy efficiency rebate.
- (2) Recommending quantitative greening targets to simplify comparison with other regulations.
- (3) Setting carbon reduction targets for different levels of building labels to accelerate net-zero transformation.
- (3) Apart from requiring buildings to obtain green building labels and energy efficiency labels for buildings, incentives should be added to encourage the development of innovative businesses.



1. Zero carbon transportation

- (1) Request the Transportation Bureau to take charge of the overall planning of the bicycle road network.
- (2) The Transportation Bureau shall separately determine the annual allocation ratio of parking spaces for various types of low-carbon vehicles, the dedicated time periods for low-carbon vehicle parking spaces and energy supplement facilities, the ratio of photovoltaic carports and energy storage equipment, and the energy supplements proportion for parking lots, charging standards and reward methods.
- (3) Clearly define the applicable criteria for parking lots.
- (4) Unify and add "micro electric two-wheeled vehicles", "low-carbon vehicles", "zero-carbon transportation vehicles", "green transportation vehicles" and "urban passenger cars", "low-carbon traffic safety zones", "Public parking lot" related terms.

Key points and suggestions for the formulation of regulations



Transportation

(5)The comprehensive electrification of public buses in 2030 will be included in zero-carbon transportation.

2. Electric vehicle-friendly space

(1)Develop measures to guide and reward shared parking spaces in private communities.

(2)It is recommended to maintain the proportion of parking spaces and use the ratio of dedicated parking spaces and priority parking spaces to promote an environment-friendly environment for electric vehicles.

(3)It is recommended to consider the flexible allocation and use of parking spaces to meet public needs.

(4)It is recommended to add "vehicle" charging equipment to avoid misunderstandings.

3.Humanistic transportation

(1)Evaluate the possibility of setting up public bicycle stations in the Donghai Living Circle. °

(2)Specify the completion schedule for barrier-free sidewalks. °



life and
education

1. Sustainable Environmental Education

(1)Promoting and facilitating the adoption of environmental education hourly registration in the community.

(2)Competitive Comparison with Environmental Education Laws.

(3)All schools are obliged to organize two -hour sustainable net-zero environmental education per year.

(4)Actively promote the environmental education policy of " Carbon Reduction on Vegetables and Food."

(5)Removing the assessment and replacing it with counseling to enable schools to move forward smoothly with related affairs.

2. Life Transformations

(1)Incorporating the ban on single-use plastic containers into the agenda and matching it with the policy.

(2)In addition to increasing the proportion of green procurement to 98% yearly, the City encourages the priority adoption of products with relevant environmental protection and energy-saving or carbon footprint labels.

(3)The number of incense burners used in religious sites should be minimized, and specifications should be established for incense that does not produce heavy metals (e.g., incense that complies with the CNS standard, etc.).

(4)Retaining the requirements of Vegetarian Day, encouraging the planting of edible landscapes on rooftops or in open spaces, and incorporating a civic participation mechanism to provide incentives to accelerate the achievement of a net-zero green lifestyle.

(5)Low carbon certification is proposed to be prioritized for hospitals at the regional level and above.

(6)The CMC manages the new community recycling space and the separate penalty is not required.

(7)In conjunction with the incentive measures of each bureau and department, the Digital Governance Bureau combines digital platforms to provide incentives to the public based on carbon reduction actions.



Climate
Change
Adaptation

1. Green Environment Maintenance

(1)Given the topographic and hydrological conditions, existing detention basins should be wetted if assessed to contribute to carbon neutrality.

(2)The green coverage indicator should be a positive target and timetable based on Taiwan's native species to increase the City's carbon sinks and maintain the ecological balance.

2. Participation of Authorized Entities and Citizens

(1)Examining and supplementing the scope of authority and responsibility of the Bureau of Agriculture, the Bureau of Health, the Bureau of Social Affairs, and the Research and Development Council with climate change.

(2)In addition to bringing into experts, academics, and community representatives as Council for Sustainable Development and Climate Change Response members, it is recommended that the relevant meetings be open to community participation and that information to be made in public regularly.

Key points and suggestions for the formulation of regulations

Climate Change Adaptation

3. Future Direction of Improvement

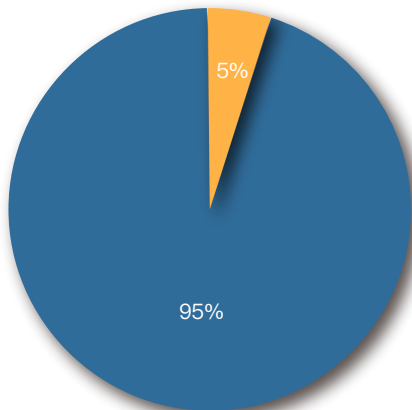
- (1) Coordinating with the central government to research climate impacts and ranking vulnerable groups and industries.
- (2) Considering the concept of environmental compensation, the carbon offset system can be incorporated into the law to avoid conflicting with the law on climate change response.
- (3) Examining the potential for additional carbon reduction.

Comprehensive Proposa

- 1. Examining the reasonableness of the regulations and defining the corresponding business authorities.
- 2. Strengthening the promotion of carbon absorption technologies and energy-saving concepts in the agricultural sector.
- 3. The "energy storage device" in the statute is proposed to be adjusted to "power storage device," and a new definition of the term "net zero" is added.
- 4. Reducing parentheses in the statute and moving examples to the explanatory field.
- 5. Considering the regulations' reasonableness, appropriateness, and clarity to define zero carbon.
- 6. Reviewing the impartial transition assessment analysis on a large scale every five years.
- 7. Counseling enterprises in their restructuring may include the practice of industry alliances in counseling enterprises and incorporating the concept of public-private partnership.
- 8. Disclosing carbon reduction results and VLR regularly to maintain information disclosure.
- 9. Climate change and net-zero transition must be balanced with just transition and the rights of vulnerable communities.
- 10. The calculation without double-counting between the central payment and the local feedback.

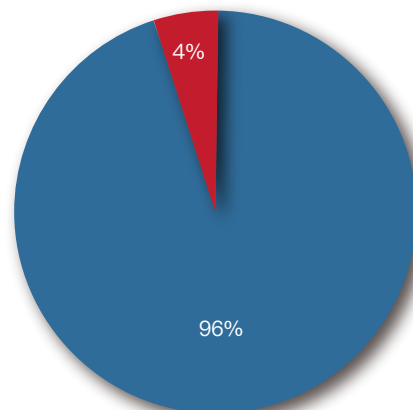
Stakeholder Questionnaire

Do you agree that the earth is already facing climate change and extreme weather?



● Normal ● Agree

Have you ever heard of "net zero emissions"?



● Have heard of it ● Never heard of it

▲ Results of Net Zero Questionnaire Basic Information and Net Zero Content Awareness Statistics

The results of the analysis show that the top three levels of importance of net-zero measures in the City are: (1) planting a wide variety of trees and greenery to increase the number of green areas in the City;(2) using more public transportation and shared vehicles.; and (3) promoting the retrofitting of insulation and lighting in buildings following regulations to reduce the overall electricity consumption of buildings to reach a high level of importance, which shows that the public believes that measures to achieve net-zero

carbon emissions by improving energy efficiency, supplemented by regulations and promoting the planting of greenery are important measures (see the table below). In addition, phasing out coal-fired power plants, actively developing renewable energy, amending net-zero related laws, promoting smart net-zero buildings, consuming local ingredients and more vegetables, , and using Apps to reduce carbon emissions in daily life are also considered important net-zero measures by the public.

The City's citizens rank the importance of net-zero measures

No.	Title	Ranking the importance of net zero measures
1	A variety of trees and green plants increase urban green space area	1
2	Use more public transportation (such as MRT, buses) and shared transportation (such as iBike, iRent or GoShare, etc.)	1
3	Cooperate with the promotion of laws and regulations, improve the insulation and lighting of buildings, and reduce the overall building electricity consumption.	3
4	Eliminate coal-fired power plants and actively develop renewable energy (such as solar power, wind power, hydropower, etc.)	4
5	Encourage companies to reduce emissions by improving energy efficiency and manufacturing products	4
6	Amend the law to help the City's net greenhouse gas emissions to zero and improve the environment	4
7	Install smart meters and solar-related facilities in community buildings or household uses to increase the use of renewable energy and implement energy conservation and carbon reduction.	7
8	Increase charging devices for electric vehicles and motorcycles, and encourage replacement of fuel-powered vehicles and motorcycles with electric vehicles and motorcycles	8
9	Purchase more local food and eat more vegetables	9
10	The government develops a mobile application (APP) so that people can receive rewards when they implement energy-saving and carbon-reducing behaviors in their lives.	10

▲ The City's citizens rank the importance of net-zero measures

Green Power and Coal Reduction

With the goal of eliminating coal-fired power plants in line with international standards, the City actively promoted the installation of solar power, with a total installed capacity of 643 kilowatts (MW) by August 2023, which exceeded that of a medium-fired coal-fired power plant with a capacity of 550 kilowatts (MW).

The City uses food waste for anaerobic power generation through the nation's first biomass energy plant, the Waipu Green Energy Ecological Park, which can process about 105 tons of raw food waste and generate about 8,810 kWh of electricity per day.

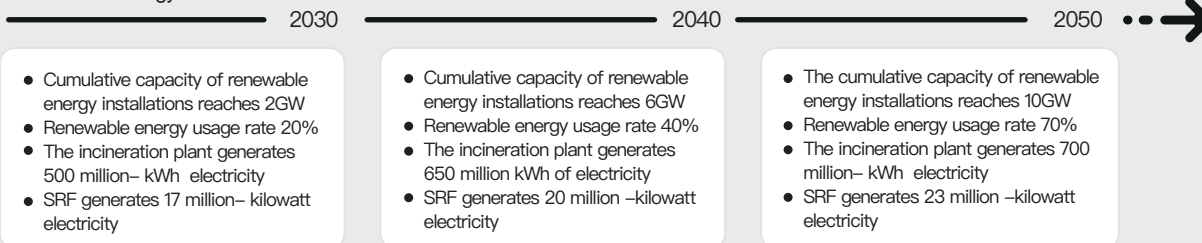


▲ The first biomass energy plant in the country-Waipu Green Energy Ecological Park



▲ Dongda Creek and Nearby Environmental Improvements

Renewable energy



▲ Green Power and Coal Reduction Stage Goals

The " Dongda Creek Water Environment and Neighboring Areas Environmental Improvement Project" uses the full gravity flow method of water conveyance to build a water treatment facility with a daily capacity of 10,000 tons and install micro-hydro electricity generation for street lights along canal roads.

"The Taichung City Small Hydroelectric Development Program," in cooperation with the private sector, has selected the outlet of Shisuike Creek, a drainage water source in the municipal area, for the installation of a small hydroelectric unit, which is expected to begin trial operation in December 2023, with an initial estimated installation capacity of 185kW.

Taichung Harbor currently has six offshore wind power manufacturers stationed in it, including Yongguan Energy, Tianli Group, Siemens Gamesa, Century Huaxin, Jinfeng Machinery and Huacheng Electric. The estimated investment is about 16.59 billion yuan and can create about 1,425 people for employment opportunities; the Ministry of Economic Affairs' third phase of offshore wind power block development operations. In the first phase, Taichung Feng

Miao Project was successfully selected by the Copenhagen Infrastructure Fund and obtained a total development capacity of 500MW which is expected to operate in parallel in 2027 , moving towards the goal of diversifying renewable energy.

The future development aims to achieve a cumulative capacity of 10GW of renewable energy installations by 2050, with the proportion of renewable energy use reaching 70%, the power generation from incineration plants reaching 700 million kWh, and the power generation from SRFs reaching 23 million kWh.



▲ Opening of Taichung Harbor Offshore Wind Turbine Module Assembly Plant



▲ Taichung Central Park is an ecological park that responds to climate change and integrates diverse terrain.



▲ Tree Planting with TSMC for a Green Environment

Green Environment

The City regularly reviews land in all districts through urban planning and cross-district rezoning. The City has increased the amount of green space in parks by developing large parks, green spaces, children's playgrounds, and plazas, transforming cemeteries into greening facilities, and urban greening, and there are currently more than 1,000 parks and green spaces, with a per capita area of 9.56 hectares of green space.

Through the urban fever reduction and national tree planting program, the City has joined the public and private sectors in planting new trees and preserving existing trees to reduce carbon dioxide in the atmosphere and increase the number of trees. 35,212 trees were planted in 2022.

The following strategies will continue to be used to achieve the Net Zero target.

Enhance the green coverage rate

Continue to develop parks and green spaces to reach 12 hectares of green space per capita by 2050.

Increase forest carbon sequestration

Continuously promote Melody Park, coastal windbreak restoration and afforestation, and the Urban Fever Relief National Tree Planting Action, etc., continue to increase the number of trees planted through new afforestation, tending afforestation and replanting, and joint afforestation by the public and private sectors. The goal is to increase the number of trees planted and the carbon sink to 20,000 metric tons annually by 2050

Wetlandization of detention basins

Artificial wetlands and ecological lakes will be used for flood treatment and maintain the balance of nature. The target is to have 95% of the total number of retention ponds to be wetlandized by 2050.

Improve green coverage rate



● The area of park green space per 10,000 people reaches 9.86 hectares

● The area of park green space per 10,000 people reaches 10.18 hectares

● The area of park green space per 10,000 people reaches 12 hectares

Detention pond wetlandization



● Detention pond wetland area reaches 10%

● The wetland area of the detention pond reaches 50%

● The wetland area of the detention pond reaches 95%

Increase forest carbon sink



● Increase forest carbon sinks, with a cumulative annual increase of 5,000 metric tons of carbon sinks

● Increase forest carbon sinks, with a cumulative annual increase of 10,000 metric tons of carbon sinks

● Increase forest carbon sinks, with a cumulative annual increase of 20,000 metric tons of carbon sinks

▲ Green Environment Stage Goals



Zero Carbon Constructions

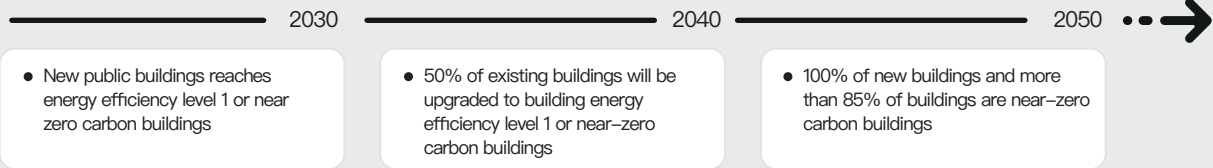


▲ The 18 stations of the MRT Green Line comply with the Green Building Label.

In terms of construction, the City has implemented the "Taichung City Feedback Measure for Encouraging the Installation of and Livable Building Facilities" since March 26, 2019, to increase the greening area of residential buildings through vertical greening facilities, double-layer sun-shading walls and planting walls, stylized sun-shading panels, and multi-story balconies, to create an environment of "one building case, one park." Calculated to 2023, 158 construction licenses have been approved, and the cumulative number of trees to be planted which is equivalent to creating about 152 small-scale community neighborhood parks.

According to the National Development Council for 2050 net-zero emissions path is to have new public buildings reach energy efficiency level 1 or near zero carbon buildings in 2030, 50% of existing buildings to be upgraded to energy efficiency level 1 or near zero carbon buildings in 2040, and 100% in 2050. % of new buildings and more than 85% of buildings are near-zero carbon building standards. The City is also promoting the installation of green energy power generation systems on public building rooftops and public land, while promoting smart energy-saving communities. In planning new buildings, factors such as climate change adaptation and greenhouse gas reduction will be considered to effectively utilize renewable energy to achieve the goal of self-sufficiency in power supply. By 2050, the capacity of photovoltaic installations in residential and commercial buildings will reach 1.5 GW.

Management of Building Energy Efficiency



Green Energy Roof



▲ Zero-Carbon Building Stage Goals

Zero-carbon Transportation

The City promotes vehicle electrification and continues cooperating with the industry to jointly replace urban buses with electric buses. With the consolidation of the subsidies approved by the Ministry of Transportation and Communications, that is, vehicles that have been put on the road for service, the number of electric buses in the City reached 408, which was completed ahead of schedule to meet the target of 290 electric buses by 2022, and a total of 26 all-electric bus routes are currently in operation.

The City also promotes shared bicycles, providing more than 10,000 bicycles, and the number of rental stations has exceeded 1,300, the largest in the nation. In terms of the environment for the use of electric vehicles, the number of electric vehicle charging stations has reached 780, motorcycle charging stations have 1,447, and motorcycle switching stations have 745, all of which are the highest in the nation.

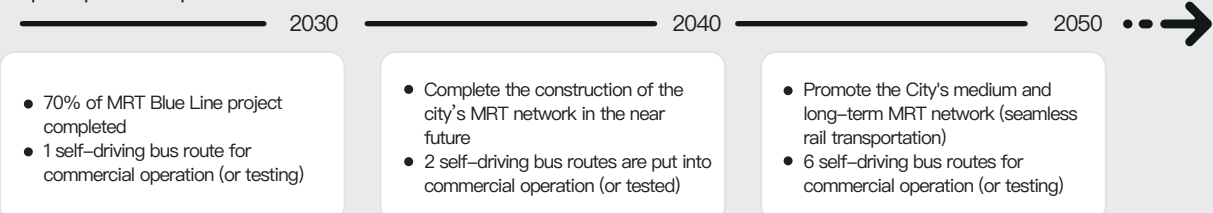
The "Taichung City Shared Mobility Industry Management and Autonomy Ordinance" was enacted in 2022, and the

private shared mobility industry has gradually set up its services in the City. Currently, two operators provide roadside rent-and-return shared mobility services, with a total of 230 shared cars and 1,070 shared electric motorcycles, and their services cover the City's important transportation hubs, universities and colleges, and scenic spots.

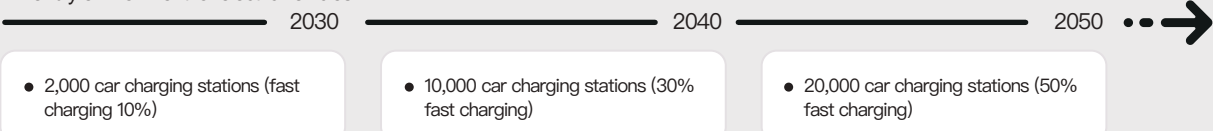


▲ Promoting Low Carbon Shared Transportation

Improve public transportation network



Friendly environment for electric vehicles





▲ Promoting Low Carbon Shared Transportation

Shared transport



- iBike rented by 150 million people in total
- 10,000 shared vehicles

- A total of 250 million iBike rentals have been made
- 15,000 shared vehicles

- iBike rented by 350 million people in total
- 20,000 shared vehicles

Electrification of transportation



- Fully electrified buses
- Fully electrification of official locomotives

- Fully electrification of official vehicles

- 95% of private electric transportation vehicles

▲ Zero Carbon Transportation Stage Goals

The following strategies will continue to be used to achieve net zero.



Enhancing the public transport network

The City aims to complete the construction of the MRT Green Line, Blue Line, and Orange Line by 2040 and plans to expand the MRT system in the long term to strengthen the transport network. In addition, the City is introducing purely electric self-driving buses to provide self-driving bus transportation services in specific areas. By 2050, it is hoped that seamless rail transit will be achieved, with six self-driving bus routes to choose from.



Developing an EV-friendly environment

In addition to providing price incentives, the City is building charging infrastructure to promote the use of EVs. The target is to own 20,000 vehicle charging stations by 2050 (50% will be fast-charging facilities).



Shared Transportation

The City continues to improve the public bicycle system to make it easier for the public to rent and return bicycles. In addition, the City promotes other shared mobility devices to provide various options for private businesses. By 2050, the goal is to have 20,000 shared mobility devices and 350 million rentals of public bicycles.

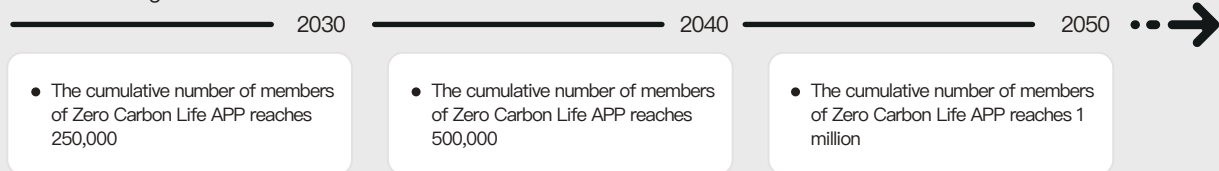


Electrification of transportation

The City promotes the electrification of urban buses and seeks centralized vehicle purchase subsidies to encourage passenger transport operators to switch to electric buses. Taiwan Boulevard has become a demonstration road for electric buses, and a rolling review of the development strategy will be conducted to plan charging stations and routes for electric buses. The goal is to fully electrify public buses and official vehicles by 2030, and it is hoped that 95% of private transport vehicles can be electrified.

Zero-carbon Living

Behavior change



▲ Zero Carbon Life Stage Goals

The City promotes zero waste and eating vegetarian food to foster a zero-carbon lifestyle. The proportion of green products purchased by public organizations has reached more than 95%, and the City provides the public with a green consumption map to practice environmental protection and enjoy discounts.

The City promotes the "iCup, Taichung City Recycling Cup" circular-cup service, encouraging the public to develop the green consumption habit of "bring your own tableware, use them repeatedly, and use fewer disposable items" to reduce the garbage generated by disposable beverage cups.

The City's Environmental Protection Bureau has set up a "Used Bag Recycling Station" to collect usable (minimum A4-sized) paper bags, non-woven bags, and eco-friendly bags from people's homes and provide them to consumers free of charge for borrowing and then donate them for recycling after use. As of September 2023, a total of 237 second-hand bag recycling stations have been set up.

The City also combines the Digital Citizen platform to provide zero-carbon living incentives. In addition to promoting relevant daily zero-carbon behaviors, the City encourages



▲ iCup Taichung City Circular Cup


es the purchase of green commodities, riding on public transportation systems, and participating in environmental public service activities by combining citizen-bonded carriers and converting the amount spent into a real feedback incentive mechanism.



VIII

Sustainable Development Goals Review

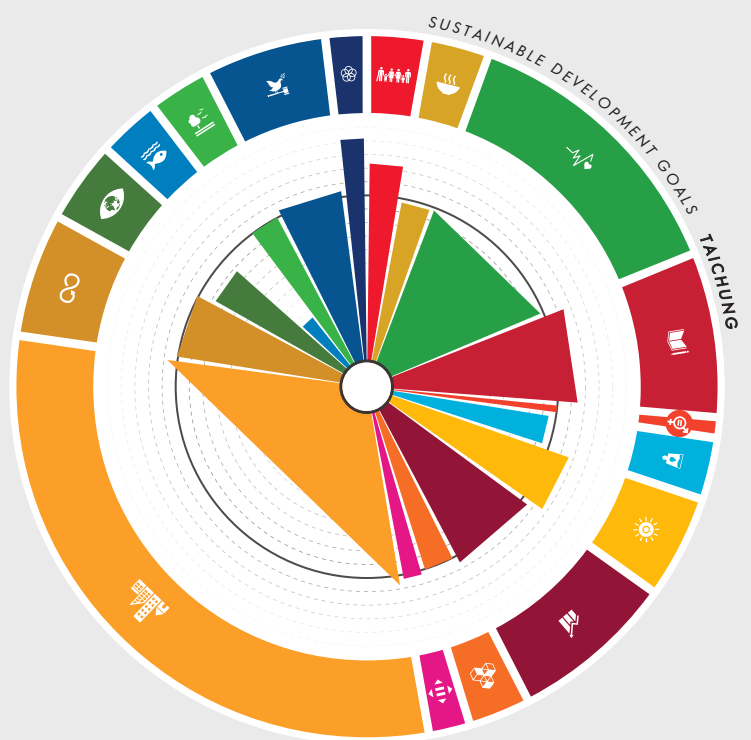
Based on the Mayor's political views and policy direction, we conduct a rolling review and refinement of the City's SDG1 to 17 results through the 2S2A implementation method structure, including reviewing historical data before 2021, short-term target values for 2021, achievement rates in 2022, and the target values after 2023 (including mid-term target value in 2025, long-term target value in 2030) and other data. Among them, the achievement rate of each SDGs from SDG1 to 17 in 2022 is shown in the chart below.



► Summary table of target achievement rates in 2022

	No Poverty 127%
	Zero Hunger 99%
	Good Health and Well-being 104%
	Quality Education 101%
	Gender Equality 100%
	Clean Water and Sanitation 93%
	Affordable and Clean Energy 124%
	Employment and Economic Growth 112%
	Industry, Innovation and Infrastructure 100%
	Reduced Inequalities 104%
	Sustainable Cities and Communities 111%
	Responsible Consumption and Production 100%
	Climate Action 75%
	Ocean Ecology 97%
	Land Ecology 100%
	System for Peace, Justice 103%
	Global Partnerships 188%

— The overall average indicator achievement rate reaches 100%





SDG 1 No Poverty

End poverty in all its forms everywhere

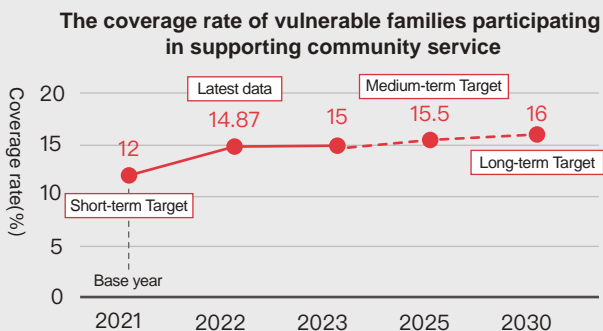
Government provides subsidies and community support services to disadvantaged families, children, teenagers, and low (low-middle) income households and so on. We are committed to assisting the disadvantaged groups to cast off poverty and gradually return to a stable and safe life.

Review SDG Targets of UN (Targets)

- **Target 1.2** : By 2030, reduce at least by half the proportion of men, women and children of all ages living in poverty in all its dimensions according to national definitions.
- **Target 1.4** : By 2030, ensure that all men and women, in particular the poor and the vulnerable, have equal rights to economic resources, as well as access to basic services, ownership and control over land and other forms of property, inheritance, natural resources, appropriate new technology and financial services, including microfinance.

01. Deploy family community to support service project

Through the promotion of the "Taichung City Family Support Service Resource Deployment Program," the City has been able to provide casework services for vulnerable families, community resource development, and family support service resource deployment programs, and since its implementation in 2021, it has reached 14.87% in 2022, the target value in 2023 is increased from 12% to 15%, and the City will continue to promote this program in the future so that it will provide vulnerable families with care, support, or proximity to the localized and innovative services.



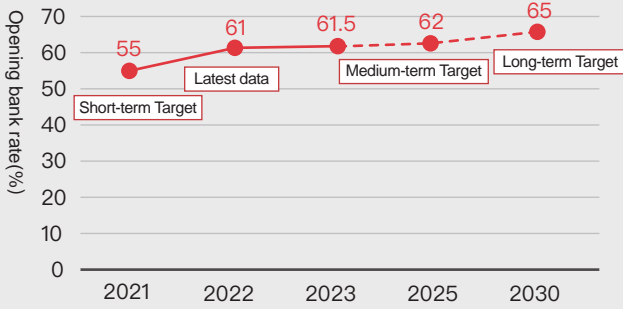
02. Opening bank account for children education development



▲ Children's Development Account - organizes parent-child financial management for board game activities

The City uses the savings account model to accumulate funds for children's future education and development, increasing their opportunities for higher education and career development. As of the end of September 2023, 7,224 children were eligible to participate in the Childhood Education Development Account (CEDA), and 4,406 had applied to open an account, representing an account opening rate of 61%.

The rate of opening bank account for child education development



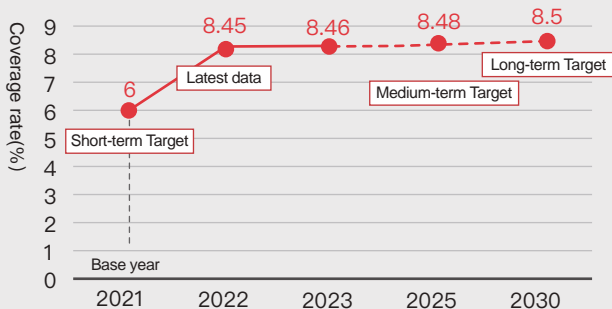
03. The project for poverty reduction

Encourage low-income households and medium-income households to participate in relevant poverty alleviation measures in the City (e.g., asset accumulation, employment, self-reliance, education and investment, social participation, or community industries). In 2022, the coverage rate of participation in poverty alleviation measures reached 8.45%, and in the future, the City will continue to promote diversified poverty alleviation measures and strengthen publicity to increase the coverage rate of participation in poverty alleviation measures by disadvantaged households.



▲ Encourage children to accumulate intangible assets by organise event

The coverage rate of low (medium and low) income households participating in poverty reduction measures



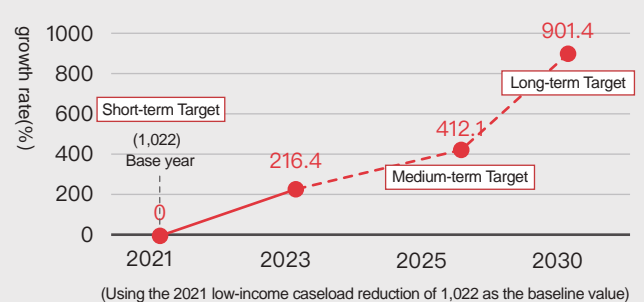
04. Reduction of funeral expenses for low-income households



▲ Low-income people applying for the waiver to use public funeral facilities

In order to enable the poor and disadvantaged groups to have fair access to public funeral facilities so that they can benefit basic funeral services and funeral dignity, the City promotes the issue of fair rights and access to basic resources for the disadvantaged groups in SDG1 by waiving the funeral expenses for low-income households. Based on an average of 1,000 yearly waivers for low-income households, the City estimates that more than 12,000 waivers will be granted to low-income and disadvantaged people by 2030.

The growth rate of the cumulative low-income relief





SDG 2 Zero Hunger

End hunger, achieve food security and improved nutrition and promote sustainable agriculture

Taichung City Government values food security. We improve land and quality of land through sustainable development food product system. Elevate the capacity of food and productivity, assure to supply sufficient food, promote the pesticide inspection at wholesale market and food industry registration on FDA platform to ensure food safety.

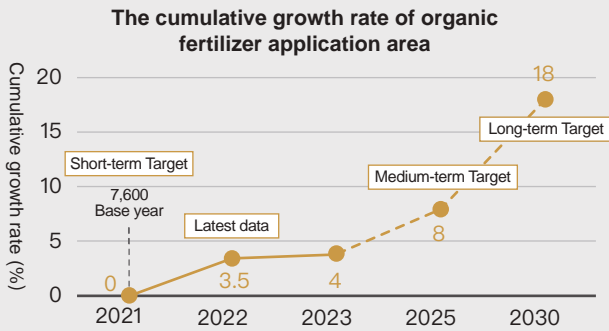
Review SDG Targets of UN (Targets)

- **Target 2.1** : By 2030, end hunger and ensure access by all people, in particular the poor and people in vulnerable situations, including infants, to safe, nutritious and sufficient food all year round.
- **Target 2.4** : By 2030, ensure sustainable food production systems and implement resilient agricultural practices that increase productivity and production, that help maintain ecosystems, that strengthen capacity for adaptation to climate change, extreme weather, drought, flooding and other disasters
- **Target 2.c** : and that progressively improve land and soil quality.
Adopt measures to ensure the proper functioning of food commodity markets and their derivatives and facilitate timely access to market information, including on food reserves, in order to help limit extreme food price volatility.

01. Ensure the sustainable development for the food production system

In order to encourage farmers to use domestic organic fertilizers, the city has increased subsidies by NT\$1 per kilogram with the maximum of 6 metric tons of domestic organic fertilizers per hectare except the relevant subsidies from the Agriculture and Food Administration. The area applied for the subsidy in 2022 was 7,869 hectares and the approximate growth was 3.5% compared with 2021 (base value 7,600 hectares). The City continues to execute the plan in 2023, and the target is to increase by 18% in 2030 compared with 2021.



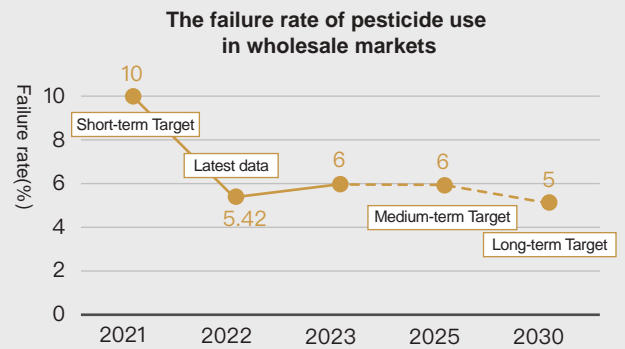


02. Strengthen the inspections of using pesticide in wholesale markets to provide consumers with safe food production

Mass spectrometry rapid screening testing was launched in April 2021. The failure rate target for the year was set to be within 10%, and the failure rate target for 2022 was set to be within 9% and the actual inspection failure rate was 5.42%. By the market evaluation, the company actively provides guidance and promotes mass spectrometry. Instrumental inspections achieve a deterrent effect and at the same time guide farmers to highly value independent medication management. The "Key Points for Inspection and Handling of Pesticide Residues on Fruits and Vegetables of Taichung City Fruit and Vegetable Transportation Co., Ltd." are formulated. For suppliers who fail the inspection, they will be suspended for one month as the cumulative number of failed inspections reaches 2 times within a year, and their qualification of being suppliers will be canceled if the number of failed inspections reaches 3 times within a year.



▲ Pesticide residue sampling and testing



03. Enhance food industry registration on FDA Platform

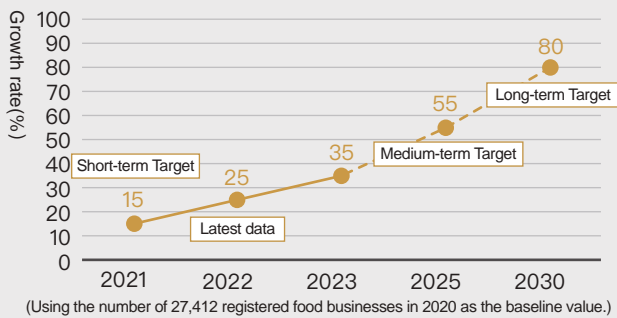


▲ Registration Counseling for Food Businesses

The City has implemented counseling for food business owners to complete registration to effectively carry out counseling and audit management, combined with 30 health centers in 29 districts to provide local food business registration and counseling services and to increase the

completion rate of registration of food business owners. The number of registered food businesses in 2022 was 34,373, and as of July 2023, 36,050 food businesses have registered, representing a 31.5% increase in the number of registered food businesses compared to the 2020 figure.

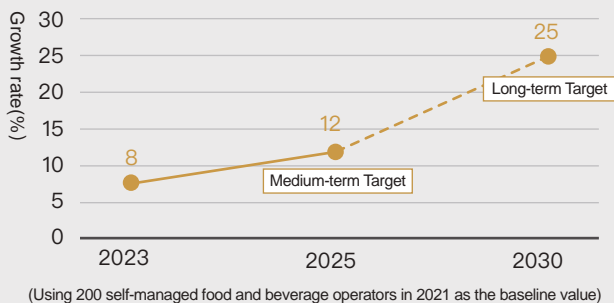
The growth rate of the login of food industry



04. Catering hygiene management grading program

The City has formed an assessment team through experts and scholars to conduct on-site visits to check the implementation of hygiene self-management by food and beverage operators and organize hygiene lectures to counsel food and beverage operators on implementing food safety-related laws and regulations. In addition to awarding outstanding food and beverage establishments, they shall be publicly commended and recognized to enhance brand visibility. In 2022, the number of assessed establishments approved was 212; in 2023, 216 assessments are expected to be completed. As of July, 147 assessments were completed, and the assessment was scheduled to be completed by the end of the year.

The growth rate of the catering industry for passing the self-management



Food Safety Defense Network

In order to ensure the safety of the public in terms of "food," the City has conducted an inter-bureau "Major Food Safety Incident Emergency Response Tabletop Simulation Exercise," in which past incidents were used as a hypothetical situation, and under the coordination of the commander, emergency response tasks were carried out jointly through task grouping to minimize the impact of the food safety incident on the economy and the society.

The pioneer in the nation to promote organic farming in the region.

In order to promote low-carbon and sustainable agriculture, the City has set up Organic Farming Promotion Zones in Dajia and Waipu Districts. In order to strengthen the counseling capacity of organic farming, the zones have increased the subsidy rate of farmers engaged in organic farming, prioritized the subsidy of large-scale facilities, and set up a team of accompaniment to assist the integration of resources of the operators, to facilitate the development of regional organic farming and effectively drive the overall industry towards sustainable development, in response to the "2050 Net-Zero Sustainability" and the United Nations' goal for sustainable development.





SDG 3 Good Health and Well-being

Ensure healthy lives and promote well-being for all at all ages

Taichung City owns complete infant, children and pregnant women care system and long-term system. We also pay attention to the fairness of medical resource and disabled. Prevent disease and death actively. Ensure citizen's health and well-being.

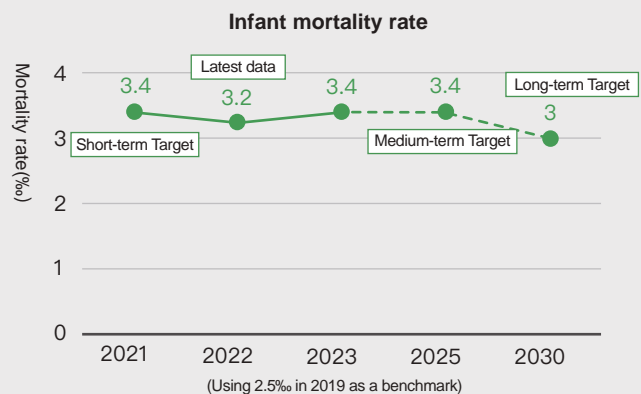
Review SDG Targets of UN (Targets)

- **Target 3.2** : By 2030, end preventable deaths of newborns and children under 5 years of age, with all countries aiming to reduce neonatal mortality to at least as low as 12 per 1,000 live births and under-5 mortality to at least as low as 25 per 1,000 live births.
- **Target 3.3** : By 2030, end the epidemics of AIDS, tuberculosis, malaria and neglected tropical diseases and combat hepatitis, water-borne diseases, and other communicable diseases.
- **Target 3.6** : By 2030 halve global deaths from road traffic accidents.
- **Target 3.7** : By 2030, ensure universal access to sexual and reproductive health-care services, including for family planning, information and education, and the integration of reproductive health into national strategies and programmes.
- **Target 3.8** : Achieve universal health coverage, including financial risk protection, access to quality essential health-care services and access to safe, effective, quality, and affordable essential medicines and vaccines for all.
- **Target 3.9** : By 2030, substantially reduce the number of deaths and illnesses from hazardous chemicals and air, water and soil pollution and contamination.
- **Target 3.d** : Strengthen the capacity of all countries, in particular developing countries, for early warning, risk reduction and management of national and global health risks.

01. Health care service for pregnant women and children

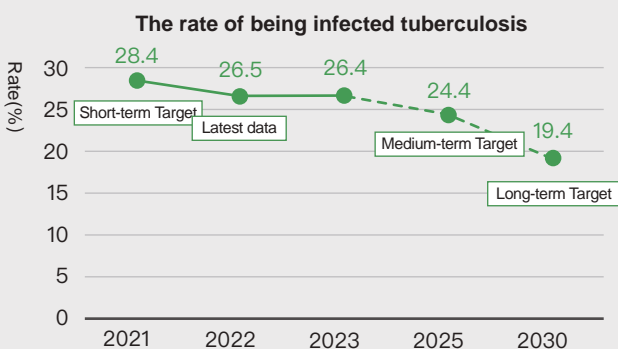
To promote maternal and fetal health, the City combines medical institutions to provide prenatal checkup services for pregnant women, and the Ministry of Health and Welfare announced that the utilization rate of prenatal checkups nationwide was 95.6% in 2021.

The City promotes the "Perinatal High-Risk Pregnant Women (Children) Tracking and Care Program," which provides tracking and care services from prenatal to 6 weeks or 6 months after delivery for pregnant women with health and socioeconomic risks; 981 cases were received in 2022.



02. The project of directly observed therapy treatment of latent tuberculosis

The City provides Interferon Generator Release Assay (IGRA) for high-risk groups (e.g., contacts, residents, and staff of long-term care facilities, diabetes, hemodialysis, correctional facilities, etc.), i.e., early identification of positive cases of latent tuberculosis (TB) infections and provision of treatment for TB infections to reduce the risk of subsequent TB disease outbreaks. A total of 4,033 people were enrolled in the program in 2022, which is doubling the number up to 1,911 people enrolled in the program in 2021.

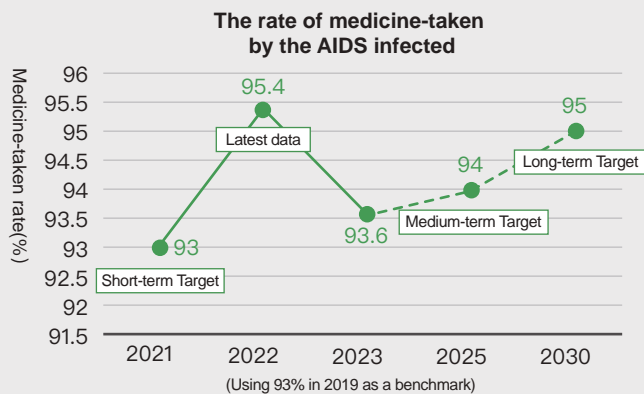


▲ Latent TB Screening and Treatment Program Presentation

03. Medicine supply for AIDS infected

The City assists HIV-infected patients to connect to the medical system for early treatment and provides health education and counseling on the importance of regular medication for infected patients. Stable medication for infected patients to control the amount of virus in the body

can reduce the risk of transmission. The ratio of HIV-infected patients taking medication by the end of 2022 reached 95.4%, with 3,950 people completing the medication. The City will continue to assist in tracking the situation of infected patients who take medication regularly in the future to reduce the risk of HIV transmission.

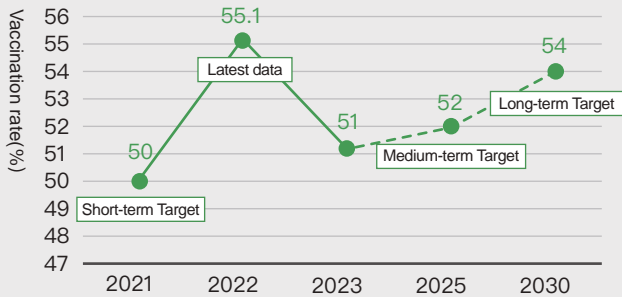


▲ AIDS health education propaganda content

04. Influenza vaccination project

The City promotes the Elderly Influenza Vaccination Program. Through improving the proximity of vaccination and diversified promotional and marketing strategies, we hope to reduce the risk of severe influenza complications in the elderly with high vaccine protection. In 2022, the elderly vaccination rate reached 55.1%, and the 2023 influenza vaccination kicked off in October. The City will continue to enhance the mobility and protection of the elderly vaccination through comprehensive vaccination planning.

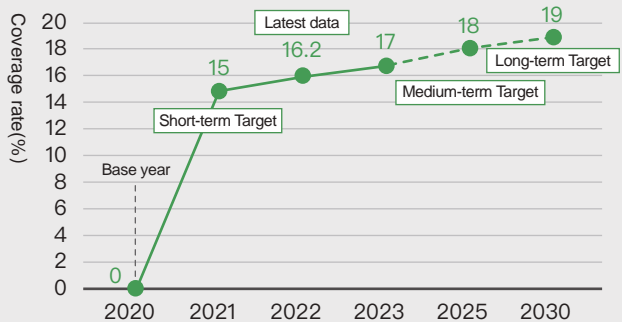
The influenza vaccination rate for elderly aged over 65



05. The project for the disable to create an inclusive society

The City strives for public space, social housing, and funding to open up new spots and provide counseling to the original units to continue to set up community-based services for the physically handicapped to proactively engage the physically handicapped living in the community and through diversified activities, to enrich their life experience and interpersonal interactions, to develop their self-reliance in the community. The coverage rate was 16.2% in 2022, and the service capacity will continue to be enhanced.

The coverage rate of service for the disabled

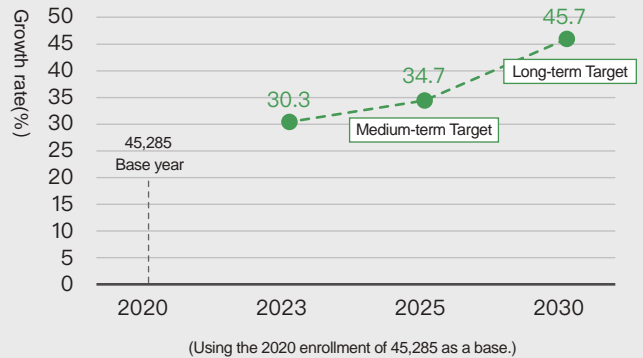


▲ President Tsai and Deputy Mayor Wang celebrated the opening of the Center with the physically and mentally challenged.

06. Promote the project of learning centers for the elderly

The City subsidizes public offices in all districts to operate the Evergreen Academy, which caters to elders' learning needs and interests and offers diversified and innovative courses to encourage lifelong learning. Serving from 893 subsidized classes in 2020, 45,285 participants, to 1,021 classes in 2022, 56,597 participants, with a 25% increase in student participation, the program will continue to be promoted and reach out to the community to benefit more elders.

The growth rate of the elderly participating in learning centers



▲ Students practice calligraphy to broaden their knowledge base.

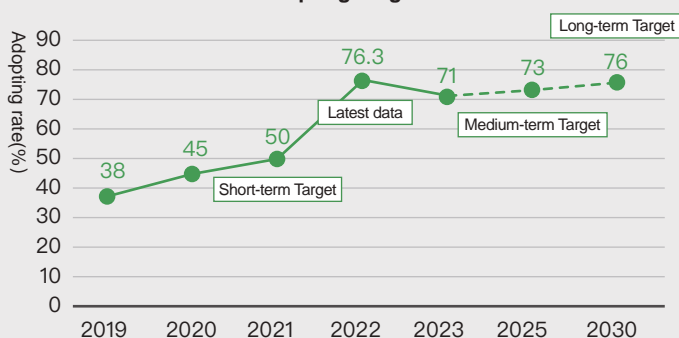


▲ In-home services provided by care workers

07. The project for ten-year long-term care 2.0

The City provides a comprehensive long-term care service system for the elderly with disabilities and actively builds up service locations, promotes awareness of long-term care services through multiple channels, and develops potential cases through public-private collaboration to increase the coverage rate of services. By the end of 2022, the utilization rate of the City's long-term care services reached 76.3%, and the number of long-term care service users was 65,608.

The rate of adopting long-term care service

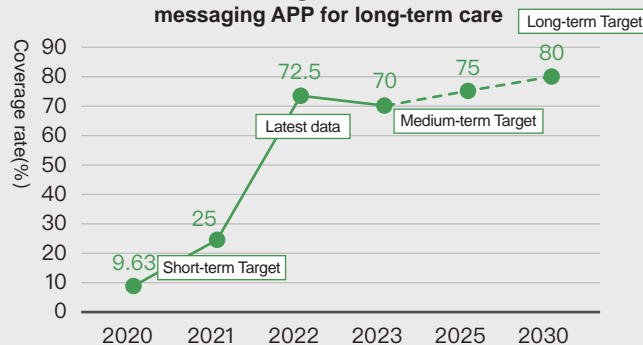


08. APP-set for long-term care

The City takes the lead in launching the "Long-Term Care Instant Messenger APP," which provides seven major services, including online applications, progress inquiry, service quota inquiry, maps of long-term care resources, bulletin boards, subsidy quota, and transportation booking with the simple interface operation. The City will continue to

expand the functions of the APP service to provide the public with convenient and e-enabled services. By the end of 2022, the coverage rate of the APP reached 72.5%, and the number of APP downloads reached 30,534 people.

The coverage rate of instant messaging APP for long-term care

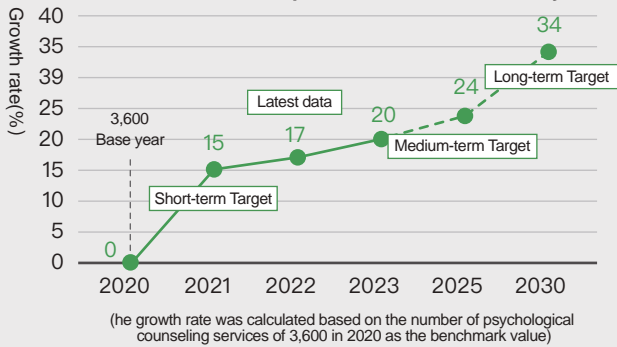


▲ Long Term Care Instant Messenger App allows people in need to make appointments by clicking!

09. The psychological counseling home and fixed service spots for the elderly

In order to improve the mental health of the public, the City will establish a nearby psychological counseling service in all administrative districts in the future. In consideration of the mobility difficulties of the elderly, the City has provided in-home psychological counseling services to help people who are emotionally disturbed. Taking 2020 as the baseline for the number of psychological counseling services (3,600), a total of 4,299 services were provided in 2021, with a growth rate of 17%, and the target for 2030 will be the estimated growth rate of 34%.

The growth rate of psychological counseling home and fixed spots service for the elderly

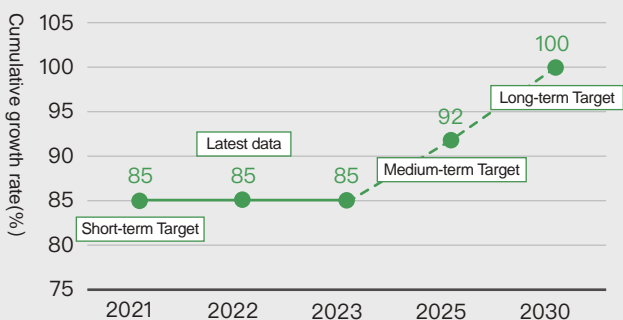


▲ Psychologists provide home-service psychological counseling to the elderly

10. Long-Term care for indigenous people – Plan for setting up culture and health station

According to the implementation plan of the Council of Indigenous Peoples' 2021 Long-Term Care for Indigenous Peoples - Cultural Health Stations, the stations were established to form a professional working group to provide elderly care services. In order to strengthen the culture of mutual aid and support for the indigenous peoples, the City provides long-term care services tailored to the needs of each ethnic group and each locality through the way of "indigenous people taking care of indigenous people" to

The cumulative growth rate of cultural and health stations



maintain tribal cultural legacies and to meet the needs of elderly care in resource-poor areas.



▲ Strengthening the culture of mutual support among indigenous peoples at the Shuangqi Cultural and Health Station to meet the needs of elderly care in resource-poor areas

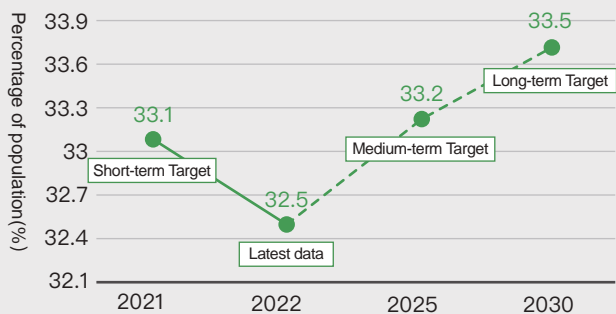
11. The project for building National Sports Center

Three Civil Sports Centers and three Civil and Children's Sports Centers are now open for operation in the City. Four Civil and Children's Sports Centers and one Sports Hall for All are under construction. They are expected to be completed by the end of 2025 to provide space that meets the public's needs for healthy exercise and life and to increase the number of people who exercise regularly.

▼ The first Civil and Children's Sports Center in the nation



The percentage of the population doing sports regularly

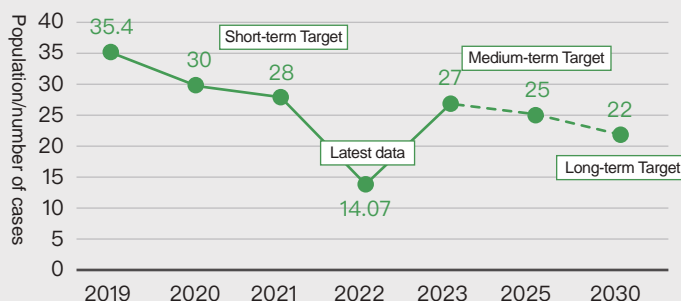


▲ Actively promoting "Cool Sports, Cool City"

12. Plan for reducing the number of buildings caused by fire effectively

Using the number of building fires per 100,000 people as an indicator, the City aims to reduce the number of building fires by actively feeding fire investigation results into fire prevention efforts to effectively reduce the number of building fires. The number of building fires per 100,000 people in 2022 was 14.07. In the future, we will also actively feed fire investigation results back into fire prevention efforts to effectively reduce the occurrence of building fires and injuries, deaths, and property damage.

The number of building caused by fires per 100,000 people



13. To elevate the trainings for emergency medical paramedic

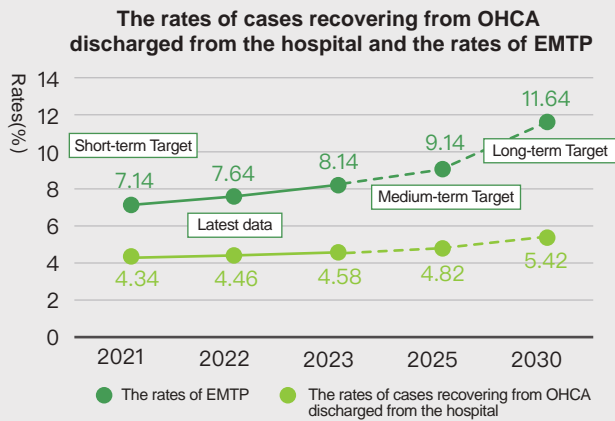
The City is improving the recovery and discharge rate of patients with OHCA injuries by having more professionally trained advanced ambulance technicians perform advanced life-saving cardiac procedures at the scene of OHCA cases during OHCA resuscitation, with 97 recovered discharges in 2021 and 120 in 2022.

The City is actively pursuing funding to continue the Advanced Ambulance Technician Training (AAT) to enrich the emergency ambulance capacity and enhance the quality of the City's ambulance services, with the number of EMTs counting 114 in 2021 and increasing to 125 in 2022.





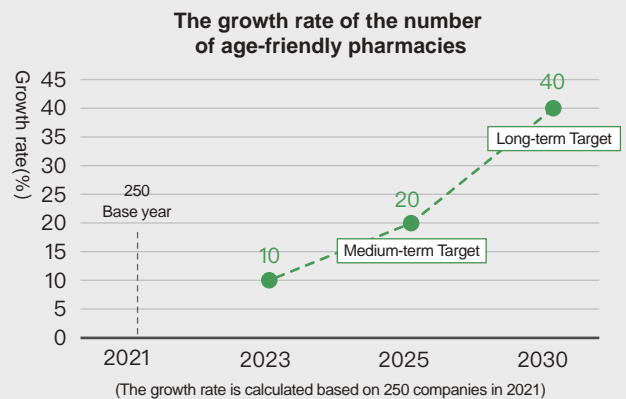
▲ EMTA Advanced Ambulance Technician Training



▲ Age-friendly pharmacy conducts health education promotion for the elderly

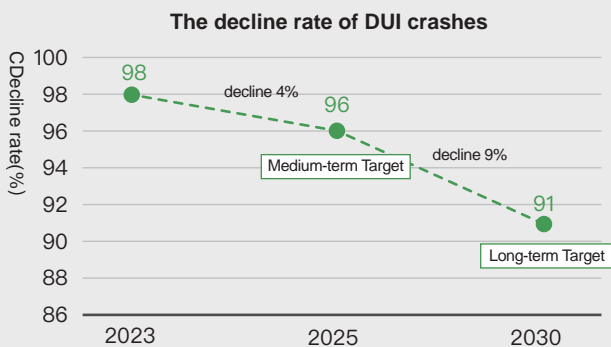
14. Promote the implementation of age-friendly equipment and services in community pharmacies

In order to promote medication safety for the elderly, the City promotes the introduction of age-friendly services (e.g., provision of chairs, presbyopia glasses/magnifying glasses, labeling of age-friendly medication packs, medication counseling, and free blood pressure measurement, etc.) to community pharmacies in terms of equipment and services. In 2022, 260 "Age-Friendly Pharmacies" were established, and as of July 2023, 16 new pharmacies joined the program, 276 pharmacies in total.



15. Drunk driving prevention and control

The City plans monthly programmed duties and combines the daily duties implemented by each precinct (team) to clamp down drunk driving thoroughly. Based on the average of 2,723 drunk driving incidents in 2020 and 2021, the City has set the goal of decreasing the number of incidents by 1% per year to 2,478 in 2030 so that the public is alert to the fact that they cannot leave things to chance, and will eradicate the behavior of drunk driving.



(Using the average of the number of drunk driving incidents in 2020 and 2021, which was 2,723, as the benchmark value, and reducing the number of drunk driving incidents by 1% per annum as the target value)

▼ Simulation diagram of the completion of the first municipal hospital



▲ Strengthening the ban of drunk driving to safeguard the public's quality road safety.

Groundbreaking for the first Municipal Hospital to provide comprehensive medical and long-term care services

In order to continue the spirit of the original Hospital for the Elderly and Rehabilitation Hospital for elderly care and Rehabilitation Medicine, the first BOT-operated municipal hospital "Taichung Municipal Elderly Rehabilitation Comprehensive Hospital" has been acquired by a consortium, the China Medical University, with a scale of 8 billion NT dollars for the new operation right, and it will be set up with a geriatrics and comprehensive medical center, rehabilitation and long-term care building, a community health building, and an administration and dormitory building, to implement the concept of "combination for treatment and medical care," which is to be converted from the acute and critical care to the long-term care, and the groundbreaking was formally kicked off in October 2022, and it is estimated that it can be in operation as early as 2025 at the end of the year.



SDG 4 Quality Education

Ensure inclusive and equitable quality education and promote lifelong learning opportunities for all

The performance of the education in Taichung values fairness, and adaptability for all ages and ethnic groups along with thoughtful and practical concepts of lifelong learning and providing international and technical knowledge.

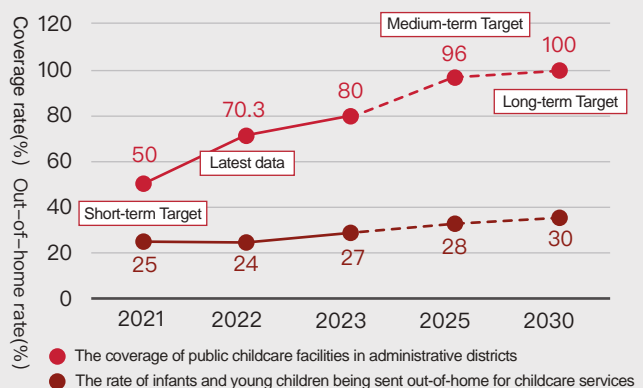
Review SDG Targets of UN (Targets)

- **Target 4.2** : By 2030, ensure that all girls and boys have access to quality early childhood development, care and pre-primary education so that they are ready for primary education.
- **Target 4.7** : By 2030, ensure that all learners acquire the knowledge and skills needed to promote sustainable development, including, among others, through education for sustainable development and sustainable lifestyles, human rights, gender equality, promotion of a culture of peace and non-violence, global citizenship and appreciation of cultural diversity and of culture’s contribution to sustainable development.
- **Target 4.a** : Build and upgrade education facilities that are child, disability and gender sensitive and provide safe, non-violent, inclusive and effective learning environments for all.
- **Target 4.b** : By 2020, substantially expand globally the number of scholarships available to developing countries, in particular least developed countries, small island developing States and African countries, for enrolment in higher education, including vocational training and information and communications technology, technical, engineering and scientific programmes, in developed countries and other developing countries.
- **Target 4.c** : By 2030, substantially increase the supply of qualified teachers, including through international cooperation for teacher training in developing countries, especially least developed countries and small island developing States.

01. The project for increasing public nursery centers

Through interdepartment cooperation, the City has been planning to increase the number of public childcare facilities through the adaptive reuse of vacant public space to balance the childcare resources in the region. By 2022, the City completed the planning and construction of 50 community-based public childcare facilities in 27 administrative districts, and the rate of out-of-home childcare reached 24.7%, which is higher than the Ministry of Health and

The coverage of public childcare facilities in administrative districts and the rate of infants and young children being sent out-of-home for childcare services





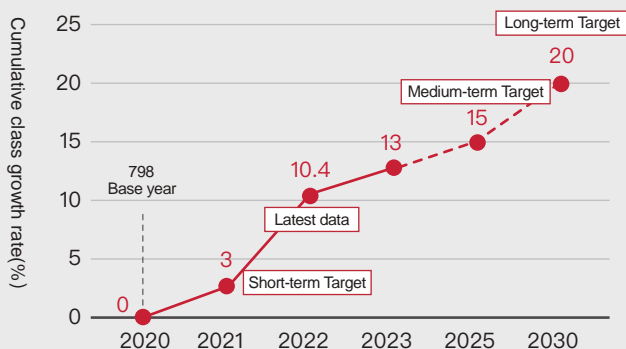
▲ Opening of public-to-private Wuqi Sanmin Childcare Center

Welfare's "Countermeasure Plan for Reduced Birthrate in Taiwan" target of 20.94% for the current year and has comprehensively established the Public Childcare Supervisory Cloud, which aims to improve the quality of childcare services. It is expected that by 2026 all public childcare facilities are in operation, the coverage rate in administrative districts will reach 93.1%, responding to meet the public's demand for public childcare.

02. Implementation plan for increasing the number of public preschools

In order to alleviate the burden of childcare on parents, the City has actively increased the number of public and non-profit kindergartens and increased the opportunities for children to attend public nursery schools near their homes to ensure that children can receive high-quality early childhood education and care and to prepare for elementary school enrollment. In 2021, 31 classes of publicized kindergartens were opened, with a cumulative growth rate of 3.8%; in 2022, 52 classes were opened, with a cumulative growth rate of 10.4%.

The cumulative class growth rate of public preschools



(Calculate the cumulative growth rate using Class 798 of 2020 as the benchmark value)



▲ The mayor urges the establishment of public and non-profit kindergartens to expand educational care services

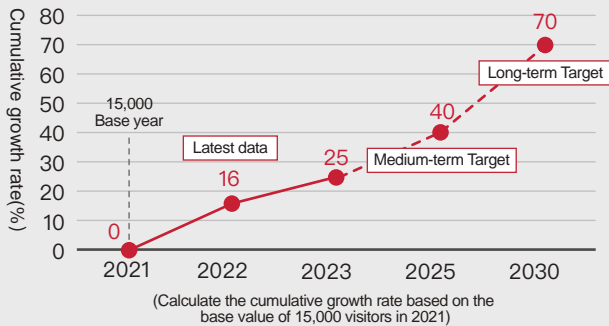


▲ Courses organized by the Center for Self-created Education and Technology

03. Promote science and technology education

The City has added the science and technology field in the school year 2019, which emphasizes literacy-oriented teaching and assessment and is based on integrating knowledge across disciplines to provide students with a coherent learning experience and develop their problem-solving skills. The enrollment number was 15,000 in 2021 and 17,500 in 2022, with a cumulative growth rate of 16%.

The cumulative growth rate of the number of teachers and students below senior high school participating in science and technology education

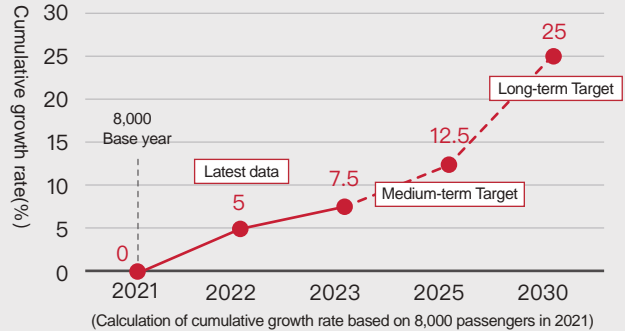


04. Promote international education

The City promotes the Cloud English Classroom, the Dual Enrollment Program, and the Bilingual and International Experimental Classes Program to create a high-quality bilingual and international education environment by

building a quality online English learning environment, matching domestic and foreign schools for teaching cooperation, and cultivating English-speaking students with appropriate talents. Enrollments reached 8,000 in 2021 and 8,400 in 2022, with a cumulative growth rate of 5%.

The cumulative growth rate of international education program student enrollment

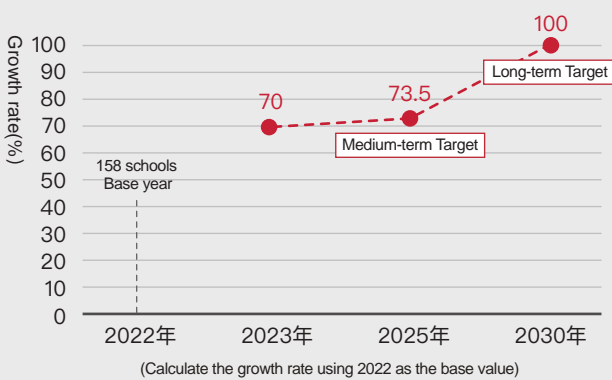


▲ The British Silicon Valley International School visited Da-Dun Elementary School in the City for international exchanges

05. Promotion of bilingual and English-related programs or activities below the senior high school level

In 2023, 218 elementary and middle schools in the City have participated in the "Bilingual Teaching Promotion Program," 34 schools have participated in the "NEA Subsidies for Elementary and Middle Schools to Offer Bilingual Teaching in Selected Areas of the Curriculum," and over 2,000 people have participated in the Citywide English Day, Bilingual English Camps, the English Love Train, online courses, and teachers from outside of the City, and more than 50 school counseling sessions have been organized by the "Bilingual Teaching Leadership Corps" to optimize the counseling services.

The growth rate of the number of schools participating in English (bilingual) education activities



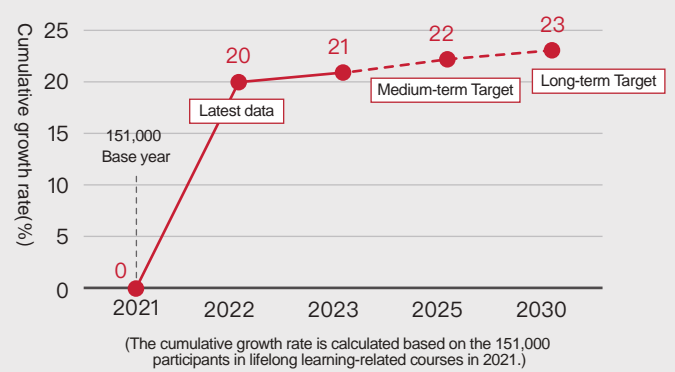
▲ Establish multiple channels for students to use English effectively

06. Promote lifelong learning

Currently, 11 community colleges and 29 learning centers for the aging have been set up in the City to provide diversified learning courses according to different learning needs and provide subsidies and discounts for courses for disadvantaged groups (such as the physically and mentally challenged, new residents, and locals) to promote the

public's willingness to participate in lifelong learning and to eliminate the plight of learning with the disparity in resources. In 2022, the total number of participants in lifelong learning programs was 182,287, with the cumulative growth rate of 20%.

The cumulative growth rate of enrolments in lifelong learning-related courses

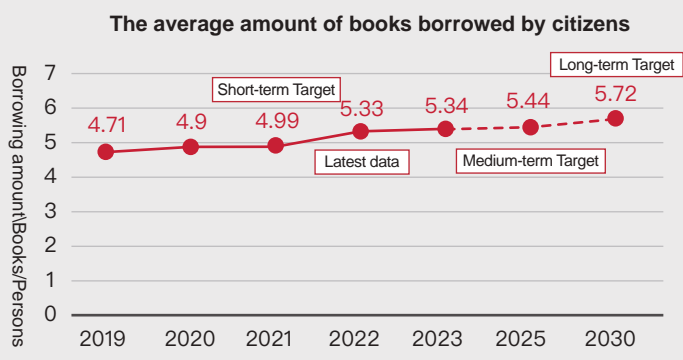


▲ Senior learning centers have been set up in 29 administrative districts of the City to promote citizens' participation in lifelong learning

07. The project for the growth of using libraries

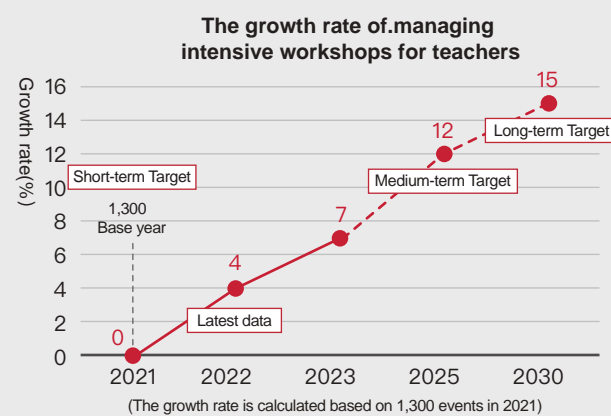
The City Library continues to promote the "Enhancement of Borrowing Growth Plan," combining the activities of mobile bookmobiles, class reading boxes, and small reading rooms to enhance the reading culture in families, schools, and communities and organizing the e-book counting service on a trial basis to encourage digital reading, doubling the funding for book purchases to hundreds of millions of dollars from 2022 onwards, and purchasing multicultural and e-books to meet the reading needs of the

public. According to statistics, the number of books borrowed from 2021 to 2022 exceeded 10 million, and the per capita book borrowing amounted to 5.33 books per person in 2022, while the number of books borrowed in 2022 grew by 2.84 million compared with that of 2021, with the growth rate of 23.40%.



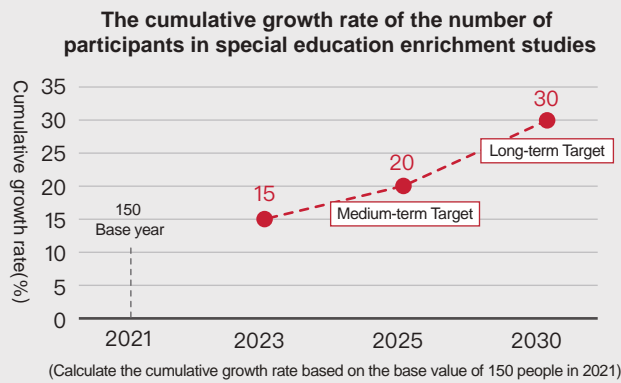
08. Intensive workshops for teachers

The City takes "student-oriented, focusing on adaptive learning, and helping set every child a successful future " as the main axis of education policy development. In order to enhance the professional development of principals and teachers and the professional leadership of curriculum and to improve the overall quality of teaching and learning to achieve every child's success, the City organizes the Advanced Teaching Seminar and the Professional Learning Community for Teachers. In 2021, 1,300 sessions were held; in 2022, 1,352 sessions were held, with the growth rate of 4%.



▲ The main library's mobile library cart allows you to borrow physical books and read e-books by tablets

09. Organize integrated education and CRPD-related knowledge learning



In order to enhance the knowledge of school principals, administrators, and teachers at all levels about the core spirit and meaning of the Convention on the Rights of Persons with Physical and Mental Disabilities (CRPD), as well as to strengthen the professional knowledge of general



eachers and parents in special education, the City organizes CRPD and integrated education related enrichment workshops every year, with 150 participants in 2021, the cumulative growth rate of 2%, and 153 participants in 2022, the cumulative growth rate of 2%.



▲ Seminar on Convention on the Rights of Persons with Disabilities (CRPD) and Integrated Education

Education Achievements Receive the Highest Award of "Excellent" from the Central Government for Six Consecutive Years

The City has received "Excellent" for six consecutive years due to the vocational reform of national and private high schools and vocational high schools since 2017. With the

advent of the Education 4.0 era, the Mayor values the great importance to education, allocating the most resources to the construction of educational software and hardware and proactively promoting the rooting of technical talents, with the number of technical and vocational classes at junior high schools being the highest in the country. High schools have cooperated with local industrial clusters to establish relevant vocational subjects and industry-academia cooperation classes, producing many outstanding students who have won awards in various competitions and glory Taichung.

The City is the pioneer in the country that has created specialized classes for fitted talent cultivation, including the "1+3+4 Refrigeration and Air Conditioning Industry and Academic Specialized Classes" for senior workers in Taichung, which is a solid cultivation of professional skills through the one-year National Junior High School Technical Specialized Classes, three-year high school fitted talent cultivation specialized classes, four-year colleges for employment and further studies afterwards.



SDG 5 Gender Equality

Achieve gender equality and empower all women and girls

In response to the promotion of gender equality awareness and the protection of women's rights, the gender equality committee was established to promote gender-friendly measures and end discrimination against gender in all its forms everywhere, concerning about gender equality, environmental safety, social welfare, and social participation.

Review SDG Targets of UN (Targets)

- ▶ **Target 5.c** : Adopt and strengthen sound policies and enforceable legislation for the promotion of gen

01. Taichung City Government Organizations promote innovative programs for gender equality

The City's various organizations and district offices actively promote gender equality by integrating a gender perspective into policy formulation, program planning and implementation, and developing gender-friendly measures that are multidimensional and professionally integrated. By the end of 2022, the growth rate of gender-friendly measures reached 26%, and 63 gender-friendly measures have been promoted. The City will continue to enhance gender-friendly measures and coverage and gradually build itself into a gender-friendly city.

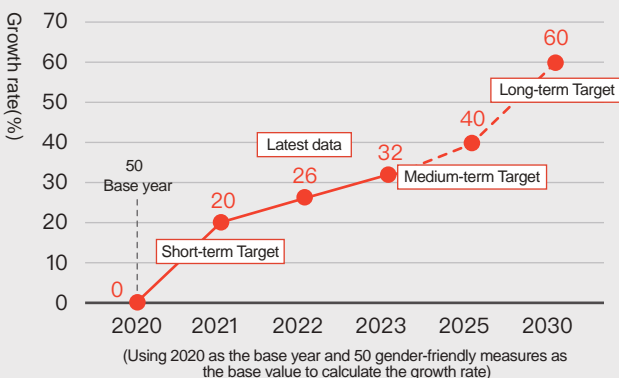


▲ Asia's first dedicated space for girls-Taichung Girls' Hall

02. Continue to promote the selection of women for supervisory positions in their affiliated departments

The City continues to encourage its departments to consider giving priority to female colleagues for promotion when filling vacancies in supervisory positions, taking into account the effectiveness of training related to the nature of the proposed supervisory position when qualifications are comparable, to achieve unity in training and utilization and to enhance the active representation of female public servants.

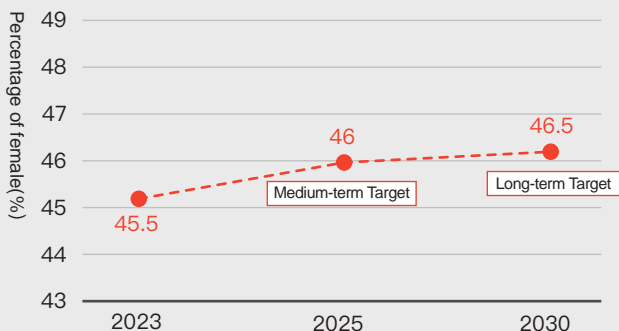
The growth rate of gender-friendly measures





▲ The Taiwan Women Entrepreneurs Association visited the Central Government to create a female-friendly entrepreneurial environment

The percentage of female supervisors



Continuing to Promote Gender Equality Adjusting the Ratio of Male to Female Public Toilets to 1:5 in Certain Places

In 2021, the City took the lead in Taiwan in promoting the Sunshine Public Toilet Program, adjusting the ratio of male to female toilets to 1:4, which is better than the current Ministry of the Interior's "Architectural Technical Rules," and considering that some venues are more crowded, the ratio of male to female toilets has been increased to 1:5, such as along the Taichung MRT Green Line, Aofengshan Park, Jingfu Hall of Chongde Funeral Parlor, and Dadun Cultural Center, to create a gender-friendly toilet environment.



▲ Taichung City Hall MRT station increases the proportion of women's toilets and shortens the time taking for women to go to the toilet

Ranked the first in the nation for gender equality

Being the only female mayor among the six metropolitan cities, the City values the great importance of the gender equality and the promotion of women's rights and interests and actively promotes gender equality by establishing the "Taichung City Gender-Friendly Environment Assessment Mechanism for Large-scale Events," which is used in large-scale international events to improve public toilets, breastfeeding rooms, traffic routes, parking spaces, and other aspects of creating a gender-friendly environment. In

In addition to receiving the Executive Yuan's Golden Sincerity Award and the Gender Equality Innovation Award, the newly announced Executive Yuan's "2022 Executive Yuan's Business Counseling and Incentive Program for Promoting Gender Equality in Municipalities and Counties (Cities) under the Executive Yuan's jurisdiction" has once again achieved an "excellent" result, winning first place in the nation.



▲ Led by Mayor Lu, the city's gender equality assessment ranking first in the country

Building a gender-friendly city

In order to implement the Convention on the Elimination of All Forms of Discrimination against Women (CEDAW) and SDG 5 gender equality, the city's gender equality mascot - Xido was specially designed to continue to promote gender equality with agencies at all levels. The City also continues to strengthen the Gender Equality Committee and promote and encourage men. Participate in childcare work to reduce women's care load, plan "Women's Rights and Gender Equality Creative Promotion Plan", and organize gender equality consensus camps, mobile lectures, concerts, international forums, gender equality theaters, and gender equality law promotion meetings and other diversified plans to enhance the gender awareness of agency personnel and citizens and build a gender-friendly city. The City has also launched a "sex-friendly specialist legal consultation" service, which was officially launched on June 14, 2023, allowing the City Government to become a strong backing for victims of sexual assault and harassment.

Due to the vast territory of this city and the large population of young women in the Shanhaitun area, in order to reduce

the gap between urban and rural areas and facilitate girls to obtain training opportunities nearby, the "Shigang Comprehensive Social Welfare Center" was built on the 2nd floor of the Shigang Tourist Service Center in June 2023, in which has gender-friendly spaces such as multimedia audio-visual rooms, rhythm classrooms, locker rooms, and library rest areas. The center also plans to offer various courses such as special exhibitions and warm talks for girls, rhythmic body stretching, and multi-faceted training, hoping to inspire young women to pay attention to gender issues and enthusiasm for social participation to create a gender-friendly society.



▲ The city held an international forum on gender equality for six consecutive years to discuss gender equality issues with experts.

臺中市政府性平友善法律諮詢

📌 **服務項目：**性侵害、性騷擾等案件法律諮詢

📞 **預約專線：**04-23289111轉23610

📍 **服務地點：**臺灣大道三段99號
女心樓10樓專科律師諮詢室

112年
諮詢日：每月單週星期三
下午02:00-04:00

六月 日一 1 2 3 4 5 6 7 8 9 10 11 12 13 14 15 16 17 18 19 20 21 22 23 24 25 26 27 28 29 30	七月 日一 1 2 3 4 5 6 7 8 9 10 11 12 13 14 15 16 17 18 19 20 21 22 23 24 25 26 27 28 29 30 31	八月 日一 1 2 3 4 5 6 7 8 9 10 11 12 13 14 15 16 17 18 19 20 21 22 23 24 25 26 27 28 29 30 31	九月 日一 1 2 3 4 5 6 7 8 9 10 11 12 13 14 15 16 17 18 19 20 21 22 23 24 25 26 27 28 29 30
十月 日一 1 2 3 4 5 6 7 8 9 10 11 12 13 14 15 16 17 18 19 20 21 22 23 24 25 26 27 28 29 30 31	十一月 日一 1 2 3 4 5 6 7 8 9 10 11 12 13 14 15 16 17 18 19 20 21 22 23 24 25 26 27 28 29 30 31	十二月 日一 1 2 3 4 5 6 7 8 9 10 11 12 13 14 15 16 17 18 19 20 21 22 23 24 25 26 27 28 29 30 31	

臺中市政府法制局

▲ In 2023, legal consultation on sexual assault, sexual harassment and other cases provided on Wednesdays every month.

Women's employability performance

According to statistics from the Accounting and Accountancy Office of the Executive Yuan, the City's female labor force participation rate (referred to as the labor force participation rate) in the first half of 2023 was 54.2%, ranking second among the six metropolitan cities. Compared with the female labor force participation rate in 2018, it increased by 3.3%. The growth rate was 6.4%.

Female labor force participation rate in six metropolitan cities from 2018 to the first half of 2023 Unit: people/% (ranking)

	New Taipei City	Taipei City	Taoyuan City	Taichung City	Tainan City	Kaohsiung city
First half of 2023	50.5(5)	49.6(6)	54.4(1)	54.2(2)	53.8(3)	52.7(4)
2022	50.6(5)	50.0(6)	54.4(1)	53.9(2)	53.6(3)	51.7(4)
2021	50.9(6)	52.0(4)	53.6(1)	53.0(2)	52.6(3)	51.4(5)
2020	51.7(4)	51.9(3)	52.0(2)	51.4(5)	53.9(1)	50.4(6)
2019	51.6(3)	51.7(2)	50.2(6)	50.7(5)	55.2(1)	50.8(4)
2018	51.5(3)	51.7(2)	50.0(6)	50.9(4)	54.9(1)	50.5(5)

Source: Directorate General of Budget, and Statistics, Executive Yuan

Rate of men taking parental leave

In order to encourage dual-income families to accompany their children to grow together, the central government has eased the conditions for applying for childcare leave allowance in 2021, and increased the childcare leave allowance from the original 60% to 80%. According to statistics from the Office of Personnel and Administration of the Executive Yuan, In 2022, the number of male applicants for parental leave in the City's affiliated offices were 61, ranking third among the six cities.

Ratio of men and women applying for parental leave in six metropolitan cities in 2022 Unit: people/% (ranking)

	New Taipei City	Taipei City	Taoyuan City	Taichung City	Tainan City	Kaohsiung city
Male	82(2)	85(1)	49(4)	61(3)	42(6)	49(4)
Female	442	442	362	382	245	378
Total	524	527	411	443	287	427
Male ratio	15.65%	16.13%	11.92%	13.77%	14.63%	11.48%
Female ratio	84.35%	83.87%	88.08%	86.23%	85.37%	88.52%

Source: Personnel and Administration Office, Executive Yuan

Scope of statistical data: Subordinate staffs of the Executive Yuan and local governments are divided into 01-74 staffs, excluding technicians, workers, drivers, substitute teachers, temporary staffs and other employees.



SDG 6 Clean Water and Sanitation

Ensure availability and sustainable management of water and sanitation for all

Taichung City cares for drink water security. Protect water and land environment, promote water resource education, and maintain sewage treatment works positively to ensure clean and sanitary running water available for the citizens.

Review SDG Targets of UN (Targets)

- **Target 6.1** : By 2030, achieve universal and equitable access to safe and affordable drinking water for all.
By 2030, improve water quality by reducing pollution, eliminating dumping and minimizing release
- **Target 6.3** : of hazardous chemicals and materials, halving the proportion of untreated wastewater and substantially increasing recycling and safe reuse globally.



▲ Distribution map of water resources recycling centers in the city

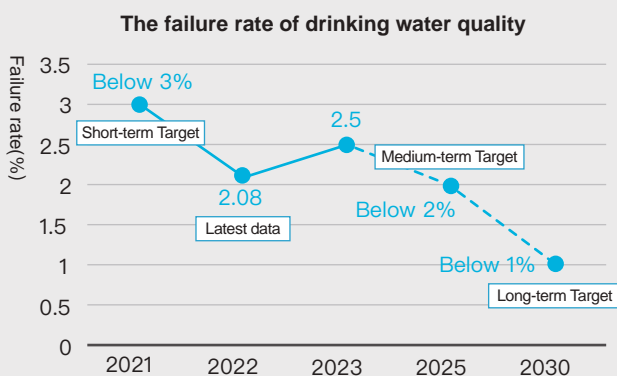
From Wastewater to Blue Gold - Water Resource Center

In order to turn every drop of water into making the most of uses, the City actively promotes reclaimed water projects such as the Shuinan Water Resource Center, the Futian Water Resource Center, and the Fengyuan Water Resource Center, and expects that the amount of reclaimed water supply will reach approximately 190,000 tons in the future. Creating a water-conserving city allows for the environment to be sustainable, and with a stable supply of water, it will attract more industries to station in Taichung, creating a win-win situation for the government, enterprises, and the public.

The City promotes the "Multiplying the Construction Project for Connecting Pipes of the Sewage Users," which is expected to take over 20,000 households annually in the next four years. The City will build sewage systems in specific areas of Taichung Harbor, Wuri, and Guguan, which, in combination with the current 11 Water Resource Centers, will significantly increase the daily sewage treatment capacity and implement the concepts of sustainable development of the water resources and energy saving and carbon reduction.

01. To assure the safety of drinking water for citizens


The City has targeted 25 water purification farms and direct water supply points for sampling and testing of tap water quality and has stepped up sampling and testing after typhoon or heavy rainstorm warnings have been lifted, as well as sampling and testing of simple tap water quality, with a non-compliance rate of less than 3%, which is decreasing year by year.



▲ Drinking water quality sampling

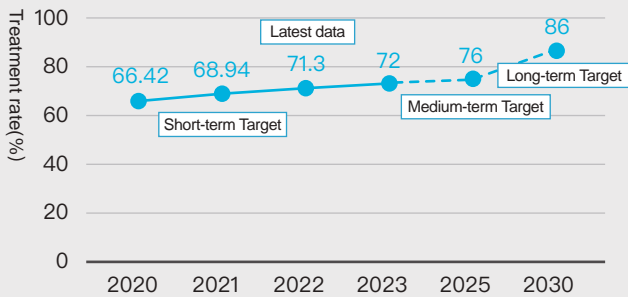
02. Promote the construction project for connecting pipes of the sewage sewer users

The City continues to promote the construction of sewers to increase the rate of connecting pipes for sewage sewer users and sewage treatment, intending to achieve the rate of 86% by 2030. Those who are unable to receive the construction because of the obstruction of the back alley will be given a deadline to clear the back alley of additions or obstructions to reach the minimum working space, and those who are still uncooperative will be informed for removal of the violation. The connecting pipes of the front alley has only been completed for 60% of the users in the construction area, but the mandatory execution of the back alley will be increased to 90% which significantly improves the environmental hygiene.



▲ Back alley before and after the construction of sewage pipes

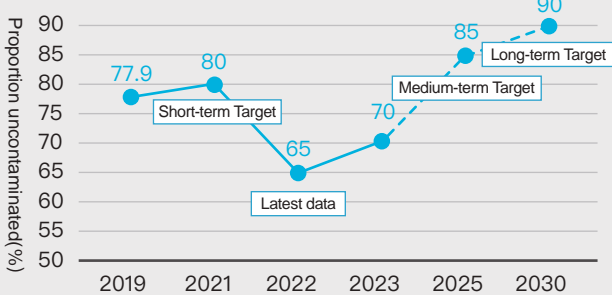
The rate of overall wastewater treatment



03. Integrated Water Pollution Prevention and Control Management Plan

The proportion of unpolluted rivers in the City in 2022 was 65% due to the reason that Da'an Creek, Dajia Creek, and Wuxi rivers are not spared to be polluted. The City is committed to guiding enterprises to reduce pollution, reducing waste from the source, and using scientific and technological wisdom (water quality sensors, time-lapse cameras, continuous automatic water quality monitoring facilities, etc.) and set up relevant projects to investigate and trace the sources of pollution, thereby reducing river pollution.

The proportion of uncontaminated rivers

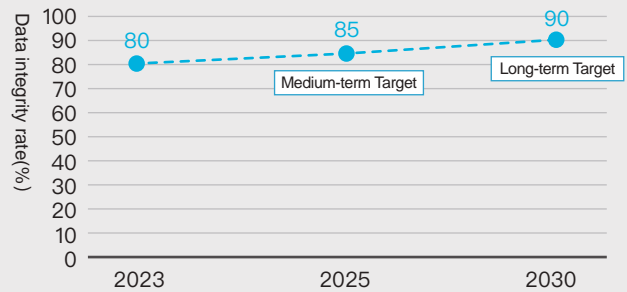


▲ Setting up fertilizer filling stations to provide farmers with the opportunity to water their farmland with the digestate nearby.

04. The applied project for mobile water quality sensor

The water quality sensor provides one piece of monitoring data every minute, which can quickly controls the water quality status and identify pollution hot spots. Through regular maintenance and updating of consumables, we ensured the normal operation of the sensor and the output of the effective valid data 78.3% back in 2022.

The data integrity rate of automatic monitoring of river water quality

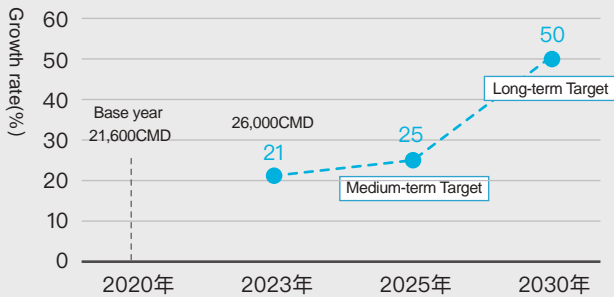


▲ Maintenance of Automatic River Water Quality Monitoring Facilities

05. Wastewater recycling volume of large-scale industries project

Organize publicity briefings on the recycling and use of industrial wastewater, invite experts and scholars to diagnose process water and waste (sewage) water treatment facilities, provide guidance to industries on proposing recycling and reuse reduction measures, and formulate regulations and audit guidance. The amount of recycled water in 2022 reached 26,000 cmd.

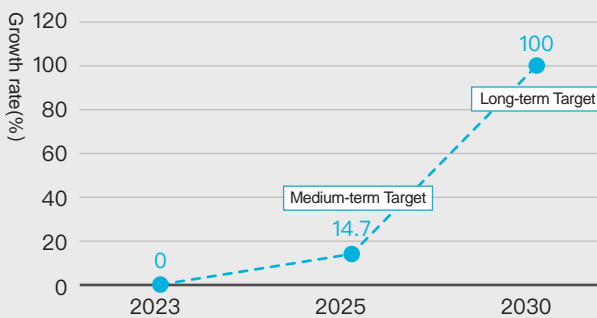
The growth rate of wastewater recycling volume of large-scale industries



06. Reclaimed water project

The country's first "The Shuinan Reclaimed Water Project" that combines reclaimed water with gray water supply is promoted through the BTO model and is expected to be formally commissioned in 2024, providing 10,000 tons of recycled water per day for use by the high-tech industries in the Central Taiwan Science Park. "The Futian Reclaimed Water Project" will bury 29 kilometers of water pipelines and is expected to provide 58,000 tons of reclaimed water per day to the industrial zone in Taichung Port of Taiwan after its completion in 2026 to enhance the sustainable use of water resources.


The growth rate of reclaimed water supply



▲ Schematic diagram of reclaimed water field in Shuinan

Pro-Sichuan water and greenery, overall improvement of Taichung's water environment

In order to improve the city's water environment completely, the "Taichung City Water Environment Improvement Spatial Development Blueprint Plan" was promoted in 2021, so that subsequent water environment improvement projects can be in line with the goal of restoring the vitality of rivers. In 2023, various projects such as the soft water environment improvement project were promoted successively. This river improvement project provides citizens with diverse waterfront leisure spaces.



▲ Improvement project of the road section from Yanachuan Sanmin West Road to Chungmyeong South Road

Flood prevention and water control to build a resilient city



▲ The detention basins in Central Park with temporary rainwater storage and flood control functions.

In order to control flood-prone areas which includes the Nanshan water interception ditch, Anlianggang drainage improvement, Ruanbeizai River drainage treatment project, Zhongxing Drainage bank protection improvement project, etc. Among them, the first and second phases of the Nanshan water interception ditch have been completed. At present, we are actively striving for funding from the central government to complete the third phase. It is expected that after the completion of the overall project, 367 hectares of flooded areas will be improved to benefit approximately 19,000 people.



SDG 7 Affordable and Clean Energy

Ensure access to affordable, reliable, sustainable, and modern energy for all

The city actively develops renewable energy through smart street light installation with LED, green energy utilization and generation power of resource cycle providing affordable and reliable sustainable energy.

Review SDG Targets of UN (Targets)

- **Target 7.a** : By 2030, enhance international cooperation to facilitate access to clean energy research and technology, including renewable energy, energy efficiency and advanced and cleaner fossil-fuel technology, and promote investments in energy infrastructure and clean energy technology.
- **Target 7.b** : By 2030, expand infrastructure and upgrade technology for supplying modern and sustainable energy services for all in developing countries, in particular least developed countries, small island developing States (SIDS) and landlocked developing countries (LDC), in accordance with their respective programmes of support.

01. Actively promote renewable energy and transition

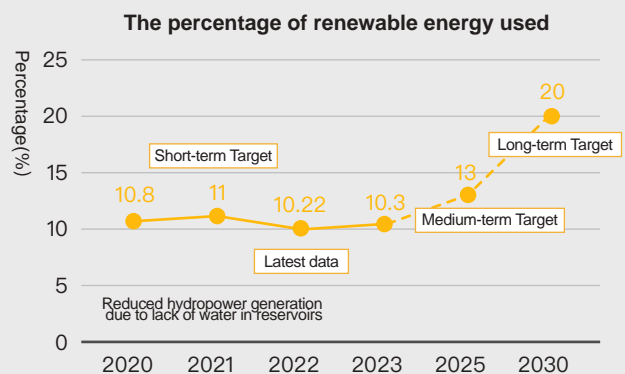
The City's key energy policy is to promote renewable energy development. The strategy for promoting renewable energy is to focus on rooftop solar power, supplemented by ground-based solar power, and to promote it in the way of "public before private, small behind big," and to actively promote the development of offshore wind power industry, to increase the utilization rate of renewable energy in the City. The results of renewable energy promotion are as follows:

(1)The total electricity consumption in 2022 will be approximately 34.215 billion kilowatt-hours, the renewable energy power generation will be 3.5 billion kilowatt-hours, and the renewable energy usage ratio will be approximately 10.12%, with the goal of gradually reaching a usage ratio of 20% in 2030.

(2)As of the end of 2022, the City's renewable energy installation capacity was the second largest in Taiwan. Through a joint effort with the Port of Taichung, Taiwan International Port Corporation, the City has established the Port of

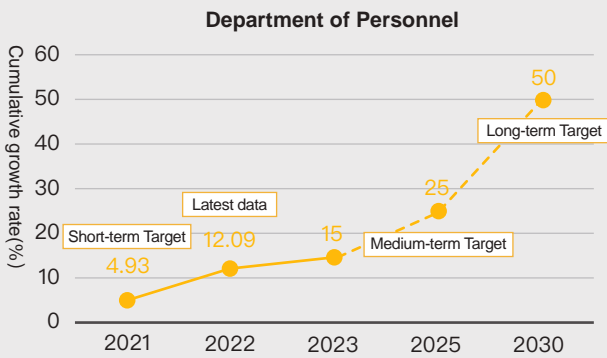
Taichung as an offshore wind power industrial park. In the future, in line with the development of offshore wind power block will be expected to build offshore wind turbines offshore to increase the capacity of renewable energy installations.

(3)As of the end of July 2023, according to school statistics in the City, a total of 272 schools were installed solar photovoltaics, and more than 80% of the school rooftops were installed. The total capacity is about 85 million watts, which can generate about 105 million kilowatt hours of electricity every year.





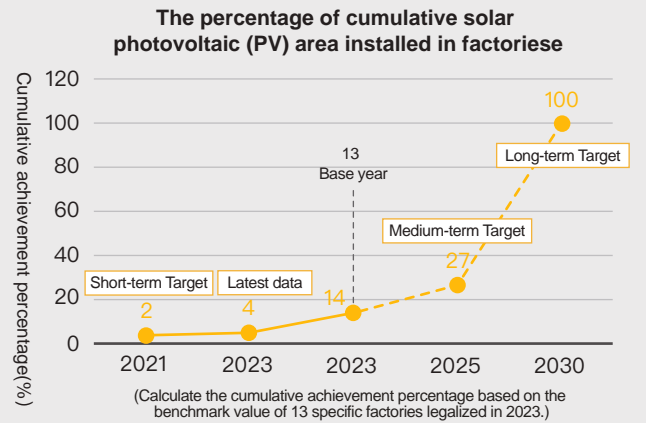
▲ Promote enterprises to build solar photovoltaics to increase the proportion of renewable energy use



is also encouraging manufacturers to plan for the installation of solar photovoltaic equipment during the design stage of factories to increase the use of green power generation, and it is expected that the City will have counseled 289,071m² of solar photovoltaic equipment by 2030.



▲ Promote the construction of photovoltaics on campus to increase the city's renewable energy installation capacity



02. Counseling on specific factory rooftop electricity programs

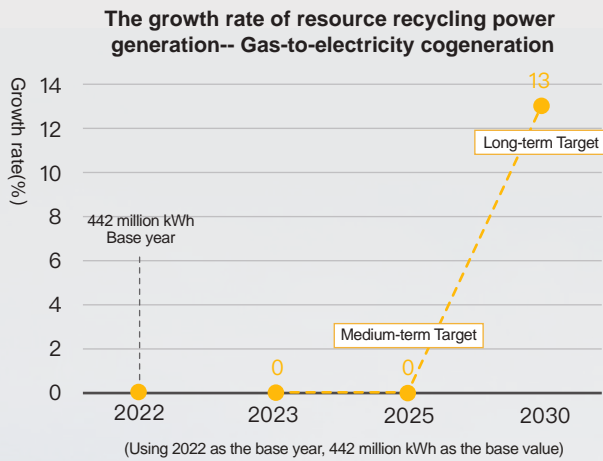
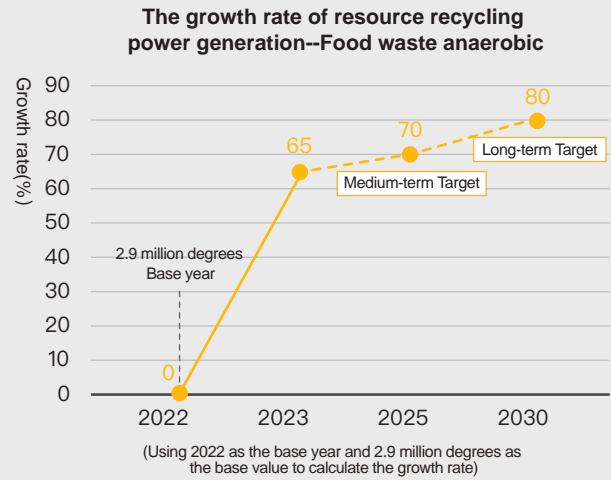
In 2022, the solar photovoltaic equipment was installed in factories reached 11,563m². In addition to promoting the development of industrial parks for manufacturers, the City



▲ Counseling industries to install solar power on their roofs

03. Resource recycling power generation program

The City maintains proper operation of the three incineration plants and implements equipment maintenance to maintain a stable incineration capacity. The City continues to promote the Wenshan incineration plant retirement and replacement program to increase the incineration capacity of the Wenshan incineration plant and electricity generation capacity, provide more green energy, promote food waste recycling among the general public, and maintain and manage anaerobic power generation related equipment operation and management. In 2022, the incinerator's gas-electricity cogeneration capacity was maintained at 442 million kWh, and food waste anaerobic power generation reached 2.9 million kWh.




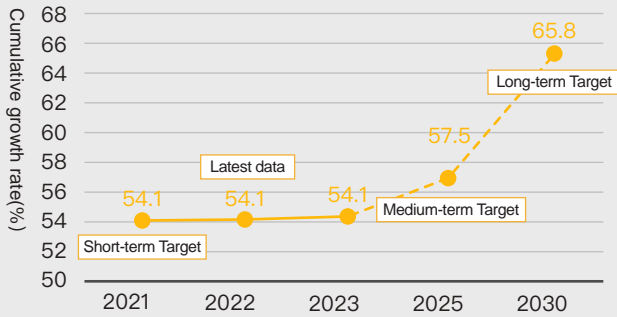
04. LED energy-saving street light replacement program

There are currently 218,695 streetlights in the City, of which about 127,042 have been replaced with LED energy-saving fixtures under the Mercury Streetlight Sunset Program and various old streetlight replacement programs, which saves about \$100 million in electricity costs and reduces 45,272 metric tons of carbon dioxide emissions annually, which is equivalent to the amount of carbon reduction required to open up 88 Daan Forest Parks in Taipei.

▼ Waipu Green Energy Ecological Park




The cumulative growth rate of LED energy-saving streelights replacements




▲ Replacing mercury street lamps with LED street lamps can save more than 100 million NT dollars for electricity expenses every year

Launch small hydropower green energy to promote sustainable urban development

In order to implement the concepts of sustainable development of water resources and energy conservation and carbon reduction, the "Taichung City Small Hydropower Development Project" was established. In cooperation with the private sector, a small hydropower generating unit was set up at the outlet of the Taichung River which is expected to be operational in December 2023. The future installation capacity is estimated to be 185kW. The Economic Development Bureau has also cooperated with the acceleration of the nuclear power industry preparatory permission letter and converted green power certificates in accordance with the "Renewable Energy Certificate Implementation Measures" formulated by the Ministry of Economic Affairs. It is estimated that approximately 1,000 green power certificates will be generated every year in the future. In line with international standards, we will promote environmental benefits to be certified.





SDG 8 Decent Work and Economic Growth

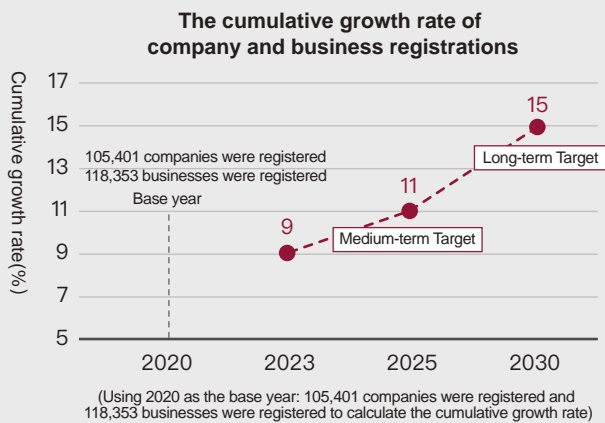
Promote sustained, inclusive and sustainable economic growth, full and productive employment and decent work for all

To achieve the vision of “Rich Taichung”, the City actively invests in strategic industries, providing diversified employment services and entrepreneurial, hosting activities, assisting the unemployed, and the disabled to find jobs, valuing workplace safety and safety economic growth.

Review SDG Targets of UN (Targets)

- **Target 8.3** : Promote development-oriented policies that support productive activities, decent job creation, entrepreneurship, creativity, and innovation, and encourage the formalization and growth of micro-, small-and medium-sized enterprises, including through access to financial services.
- **Target 8.5** : By 2030, achieve full and productive employment and decent work for all women and men, including for young people and persons with disabilities, and equal pay for work of equal value.
- **Target 8.6** : By 2020, substantially reduce the proportion of youth not in employment, education or training.
- **Target 8.9** : By 2030, devise and implement policies to promote sustainable tourism that creates jobs and promotes local culture and products.

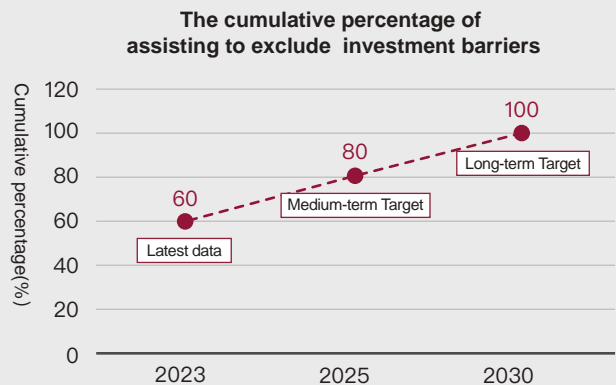
01. Execution of corporate and business registration services



The City has set up volunteer counseling counters to assist the public with business inquiries and has built a one-stop delivery system through the Ministry of Economic Affairs to

simplify the time and cost for the public to prepare documents and provide for the public the gateway and the desire to manage a company. In 2020, 223,754 companies and businesses registered, and it is expected that by 2030 the target will reach more than 257,000 companies.

02. Strategic industrial merchants



(Using 2022 as the base year, a total of 1,252 factory visits were listed and received at the single window in 2022, and 259 cases were completed and released.)

In order to accelerate the investment progress of local manufacturers, the City has been assisting them in landing their investments and promoting economic development through the Single Window Investment Promotion Service, on-site factory visits, and the Investment Barrier Removal Coordination Meeting. According to the Economic Development Bureau statistics 2022, the total number of factory visits and single-window receipts was 1,252 and 259 cases were completed and released.



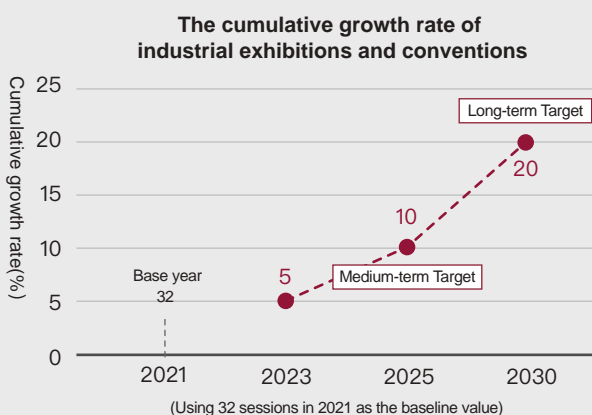
▲ Convene a coordination meeting to eliminate investment obstacles and accelerate manufacturers' investment progress

Taichung's industries, attracts corporate investment, and promotes economic growth and employment opportunities, to continuously encourage MICE events to be held in the City up to 40 times a year. In 2022, 33 MICE events were organized with a target of minimum 40 MICE events per year.

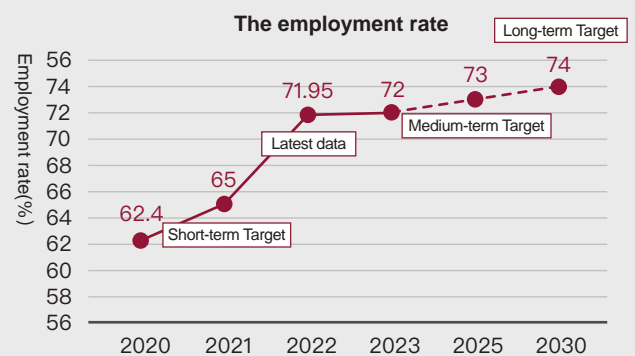
04. Providing employment service resources to enhance job seekers' readiness for employment

The City is moving towards the "system unification" and "localization of services" modes to increase the capacity of employment services, and for young people and middle-aged and senior citizens who are looking for jobs, the City is planning employment promotion programs to increase labor force participation, as well as setting up the "Local Neighborhood Employment Support" service mechanism and improving the cross-network cooperation and liaison mechanism, to promote the job-seeking and employment rate of 74% by 2030.

03. Promote the development of the convention and exhibition industry



Echoing Mayor Lu's economic policy of "Investment, Industrial Development, and Free Economic and Trade Port," the City focuses on "convention and exhibition centers and exhibitions" and through the organization of various large-scale international conventions and exhibitions, attracts domestic and foreign participants, markets



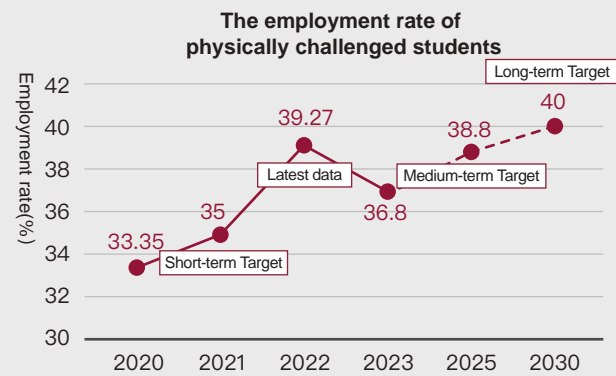
▲ Employment service stations assist job seekers in providing employment information

05. Seminar on employment preparation for physically and mentally challenged students

In order to enable physically and mentally challenged students over the age of 15 at all levels of education to understand the trends of the job market and make early preparations for their future employment, the City organizes employment preparation seminars for physically and mentally challenged students. Through the seminars at the entrance of schools, along with the education and transition meetings, the City promotes and consults on services to implement career guidance and transition services for physically and mentally challenged graduates and further increase the employment rate of physically and mentally challenged students.

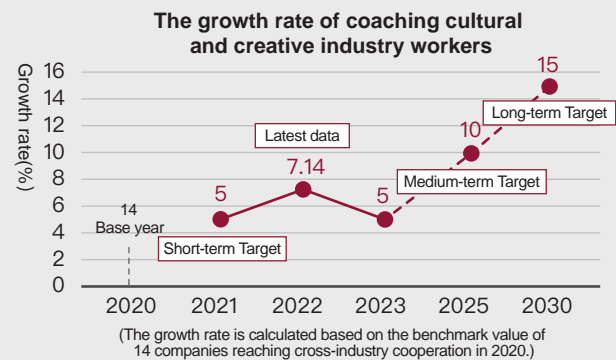


▲ Cultural and Creative Resources Seminar



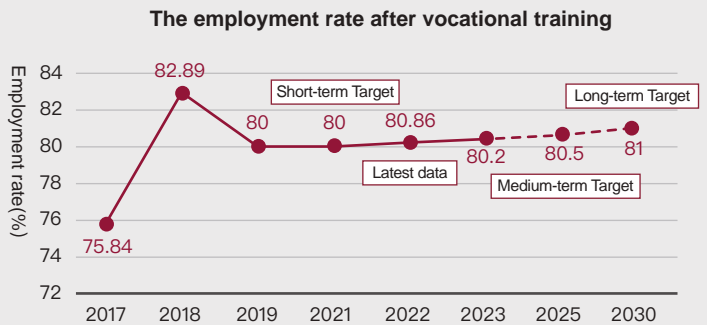
06. Project for cultural and creative counseling

The City has been working on cross-border cooperation through the Cultural and Creative Counseling Program, which brings in experts and scholars for consultation and counseling. In 2021, 15 cultural and creative entrepreneurs participated in the Cultural and Creative Resources Seminar, with a growth rate of 7.14%. In 2022, 15 cultural and creative industries and arts and crafts companies interested in restructuring and upgrading participated, with the growth rate of 7.14%.



07. The project for job trainings for the unemployed

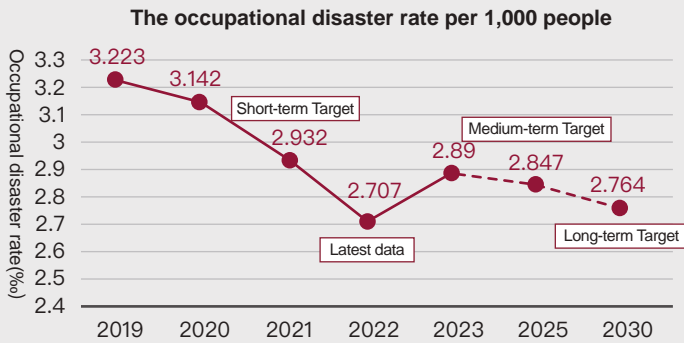
The City provides vocational training for industrial upgrading and structural transformation and combines employment counseling measures with employment and business start-up resources to promote successful employment after vocational training. The employment rate was 80.86% in 2022. In addition, the City will also provide relevant technical personnel to meet the needs of job-shortage industries, assist enterprises to set up offices in the City, revitalize economic functions, and reduce the unemployment rate.



08. Expanding safety and health promotion, counseling, and bottom-up services

The City assists employers with applying for subsidies and improving safety and sanitation facilities to increase employers' willingness to make improvements. The occupational disaster rate per thousand people in 2022 was 2.720%. In order to establish the concept of workplace safety and protect labor rights and workplace safety, the City has adopted the 4-in-1 disaster reduction strategy of "promotion, counseling, inspection, and subsidy," combining the resources of employers, related organizations, and

the government to achieve the goal of reducing the 1,000-percentage rate of occupational accidents in the paid workplace.



▲ Conduct education and training on high-risk machinery and explain precautions to reduce the occurrence of occupational accidents

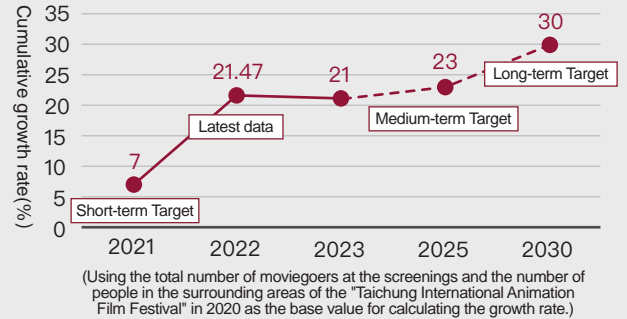


▲ Reduce the occurrence of worker collision accidents through the pre-sound function of the helmet sensor

09. Taichung Film Festival

In order to build up the brand of film and combine the young and creative image of the City, the City has adopted "Animation" as the theme of the City Film Festival, with the curatorial goal of becoming a world-renowned animation film festival and has planned the "International Animated Short Film Competition" and the "International Animated Film Watching" as the two major features of the film festival. In 2022, the growth rate of the number of participants in the event reached 8%, and it will continue to be strengthened in 2023, with the projected growth rate of 30% by 2030.

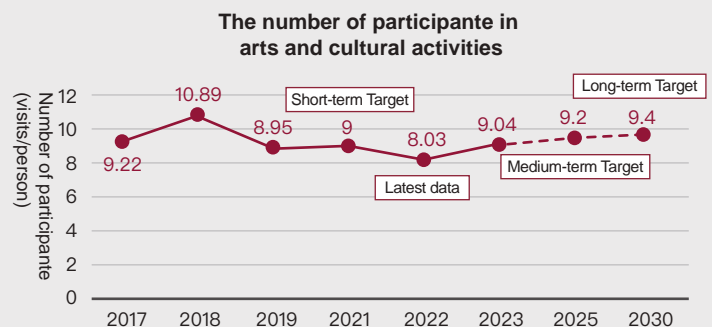
The growth rate of participation in animated film festivals



▲ Outdoor Screening Venue for the 2022 Taiwan International Animation Film Festival

10. Promotion of arts and cultural activities

In the post-pandemic era, the City has continued to organize diversified and exquisite arts and cultural feasts to soothe the hearts of the people, enhance the good performance environment for arts and cultural groups, and effectively publicize major arts and cultural events, such as the Jazz Festival and the Matsu Cultural Festival, inviting cities at home and abroad to join in the festivities. Per capita participation in arts and cultural activities reached 8.03 times per person in 2022.



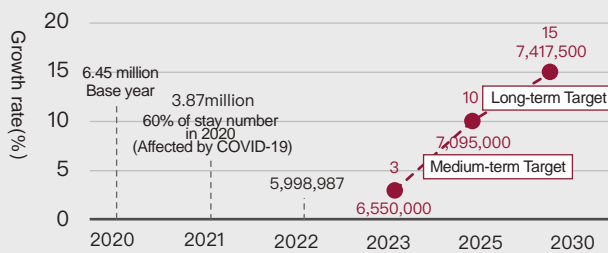
11. Promotion of tourism



▲ 15 new hotels were issued low-carbon hotel certification in 2023

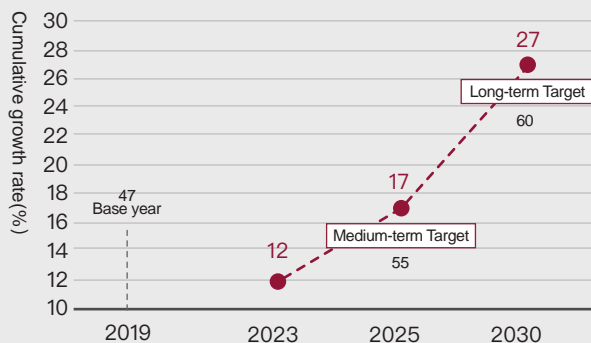
The goal to make Taichung a sustainable tourism destination, and based on Mayor Lu's "15 Strategies for Happiness," the City is building a niche for future tourism development through four strategies: "Sustainable Tourism," "Refurbished Tourism," "Intelligent Tourism," and "Expanding Tourism Sources. By the end of September 2023, the number of lodging trips reached 5,022,189; the number of low-carbon hotels certified in 2023 is expected to be 15, and the number of companies maintaining valid certification will be 53.

The growth rate of hostel accommodation



(The growth rate is calculated based on the base value of 6.45 million hotel stays in 2020)

The cumulative growth rate of the certification for low-carbon hotel



(The cumulative growth rate is calculated using the number of low-carbon hotel certified hotels in 2019, 47, as the benchmark value.)

East District Lalaport

East District LaLaport is the largest parent-child mall in Taiwan, only a 6-minute walk from Taichung Railway Station, with the store area of more than 20,000 pins and 300 stores in the North and South Halls. The South Hall is focused on large-scale stores and exotic cuisine and the North Hall is based on small- and medium-sized diverse brands in which will boost Taichung's economic growth and promote employment.

Enrichment Project

The City's enrichment project base is located in the Hillside Medical District with an estimated investment of NT\$5.5 billion, and is scheduled for completion and operation in the second half of 2028. In the future, hospitals and residential long-term care facilities will be constructed, giving full play to the advantages of the transportation hub, filling the gap in medical and long-term care resources, and enhancing the health of the public and the convenience of access to healthcare.

Career Expo released 6,600 job vacancies

The City and National Chung Hsing University co-organized the Career Expo, inviting 65 famous domestic manufacturers such as TSMC, ENERCON Taiwan Ltd., and Test-Rite International Co., Ltd. to gather in Taichung and provided more than 6,600 job opportunities which helped to boost the job market and create diversified job opportunities.

Three steps to revitalize Taichung's economy

In order to accelerate the City's economic development, "2023 Taichung Gold Distribution to Revitalize the Economy" trilogy will be launched. The first part is "Taichung Consumption 5 go Power". The first and second wave of physical distribution coupons were released in May and June 2023 and then the public could exchange 100 yuan in cash for material distribution coupons with the denomina



▲ People line up for redeem coupons



▲ Ten hot pot and barbecue restaurants call press conference

tion of NT dollar 200 each in 77 public retail markets, managed vendor concentration areas and guided business districts. In the first half of the year, 300,000 material distribution coupons were issued and the recovery rate was as high as 99.6%, and the third wave launched in late October.

The second part is the "Taichung Pot BBQ Festival". The City is known as the "City of Pot BBQ". In order to promote local specialties, the "Voting for Top 10 Hot Pot BBQ Restaurants" and the "Favor for the Pot BBQ Entry Contest" The main activity was to introduce the first "Taichung Hotpot and Barbeque Festival". Nearly half of the City's 1,000 hotpot and barbecue restaurants responded the promotion. In addition, the City Government promoted discount plan to encourage consumers to participate in the voting event through the "Taichung Pass and Shopping

Festival APP" and 300 sets of "10,000 NT dollar worth of pot and grill coupons were drawn which sparked discussions and expanded surrounding economic benefits.

The trilogy is the "Taichung Shopping Festival", which is the first to hold the "Just Love Shopping" collection event, inviting everyone to share their shopping experience in this city. The 2023 fifth Taichung Shopping Festival started on October 26, and the event lasts for In two months, various cash drawing and gift drawing activities will be held. In order to make the activity more focused on consumption and improve efficiency, the purchase amount registration of "land" and "house" will be excluded and concentrated on consumer industry types to increase the chance of winning, hoping to stimulate people's shopping willingness and drive a consumption boom.

▼ 2023 Taichung Shopping Festival Calls Press Conference





SDG 9 Industry, Innovation and Infrastructure

Build resilient infrastructure, promote inclusive and sustainable industrialization and foster innovation

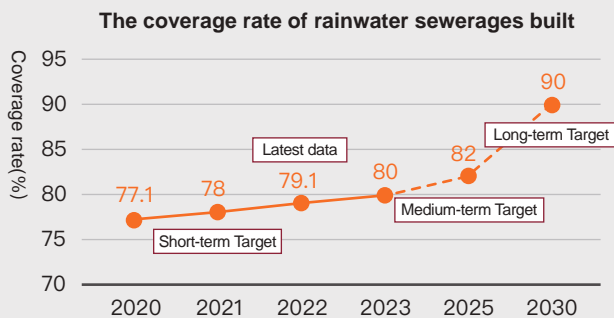
To build resilient infrastructure and promote sustainable industries, the City actively constructs sidewalks, and rainwater channels with permeable functions to develop reliable infrastructure with post-disaster resilience capabilities.

Review SDG Targets of UN (Targets)

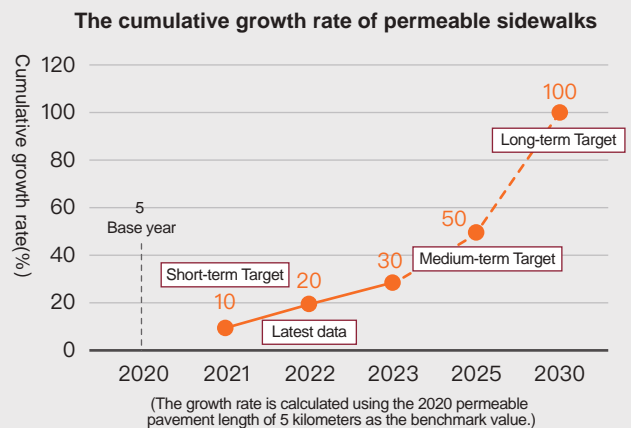
- **Target 9.1** : Develop quality, reliable, sustainable, and resilient infrastructure, including regional and transborder infrastructure, to support economic development and human well-being, with a focus on affordable and equitable access for all.
- **Target 9.C** : Significantly increase access to information and communications technology and strive to provide universal and affordable access to the Internet in least developed countries by 2020.

01. To increase the building coverage ratio of rainwater sewerages and improve the flood drainage capacity in downtown of the city

The City plans to construct rain water sewer system to increase the implementation rate, strengthen flood prevention and drainage capacity, and protect the lives and properties of the public. By the end of 2022, the City achieved the 79.1% implementation rate, totaling 703.49 kilometers. In the future, the City will continue to build the sewer system to increase the function of urban drainage and reduce flooding in low-lying areas.



02. Construction of permeable sidewalks



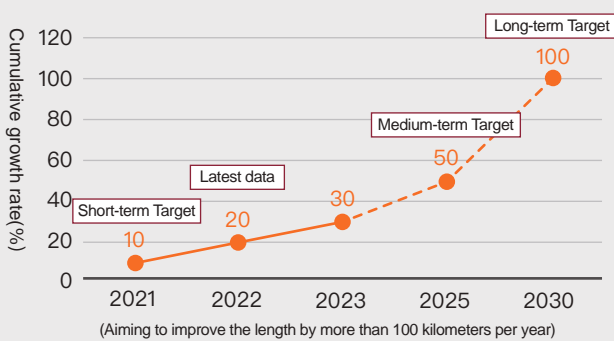
Through the three-in-one project of "pipes elimination, humanistic trails, and road leveling", we create a "breathing" sidewalk design to allow water and air to pass through the permeable pavement and flow downward to groundwater recharge, which can significantly reduce the burden on the drainage system. Moreover, the project and can use the moisture contained in the atmosphere to adjust the

temperature and slow down the heat island effect and avoid situations such as insufficient drainage, recharge or flooding caused by instant heavy rains. It can also effectively increase the bearing capacity of the sidewalk and extend its service life. Statistics By 2022, a total of 8.12 kilometers of sidewalks were built and improved.

03. Road flattening project

The "road flattening project" is executed on the main and secondary roads and sidewalks in each district as the main improvement axis, and improves neighborhood lanes and sidewalks with a width of less than 6 meters, using a three-pronged approach to improve and improve road quality. The project aims to improve the length of more than 100 kilometers per year, and uses recycled materials in a timely manner to reduce environmental impact construction methods to promote a low-carbon circular economy to improve road quality. In addition, since Mayor Lu took office, she has continued to promote this project, and it is expected that the total of more than 750- kilometer roads will be improved by the end of 2023

The cumulative growth rate of road-flattening projects

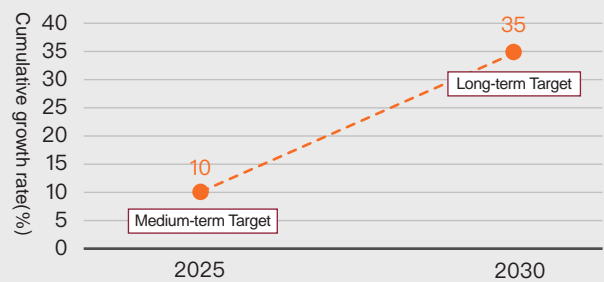


▲ The appearance of the road flatten on Shishi Road

04. Green road certification

Green Road Certification focuses on carbon reduction. The evaluation of 7 items include: ecology, materials and energy resources, waste and pollution, livability, history and culture, economy, and other innovations, covering sustainable environment, society and economic aspects. We will continue to promote green road certification in the future, demonstrate the effectiveness of green roads, and implement the City's policy promotion of sustainable development.

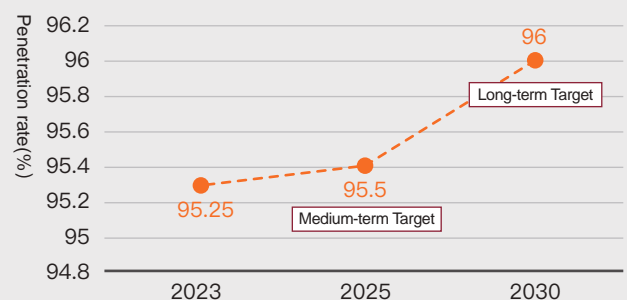
The cumulative growth rate of green road certification for roads in living areas



05. Overview for the Popularity of Home Networking

The City conducts the Household Income and Expenditure Survey (HIES) yearly to collect information on household income, expenditure, and equipment communication. The indicator of "household Internet penetration rate" can be used to measure digital development, and the household Internet penetration rate reached 96.95% in 2021, which was an increase of 1.1 percentage points compared to that of the previous year, indicating that the Internet and digital services have been gradually integrated into the lives of the citizens.

The household Internet penetration rate





SDG 10 Reduced Inequalities

Reduce inequality within and among countries

Taichung values the importance of social protection policies of all ages, genders, and races and provides health care and medical health services for people in remote areas. Reducing all forms of inequality in group society and resources is undergoing.

Review SDG Targets of UN (Targets)

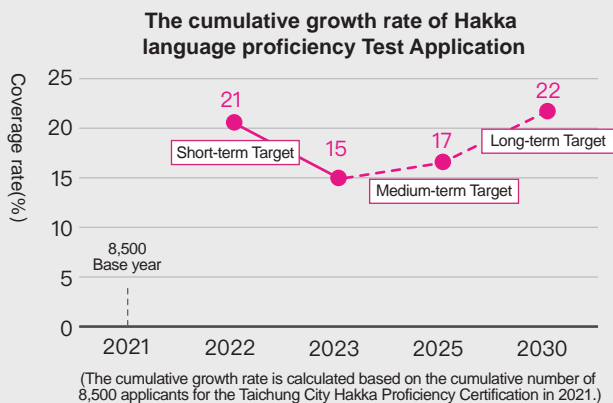
- **Target 10.2** : By 2030, empower and promote the social, economic, and political inclusion of all, irrespective of age, sex, disability, race, ethnicity, origin, religion or economic or other status.
- **Target 10.4** : Adopt policies, especially fiscal, wage and social protection policies, and progressively achieve greater equality.

01. Encourage the participation in hakka proficiency certification

Promoted by the Hakka Committee, the City rewards the public to participate in the Hakka language proficiency certification, encourages people to participate in all levels of Hakka language proficiency certification, and raises the Hakka language proficiency certification rate to achieve the purpose of Hakka language transmission. 8,500 Hakka language proficiency certification applicants enrolled in 2021, and 10,300 Hakka proficiency certification applicants enrolled in 2022, with the cumulative growth rate of 21%.



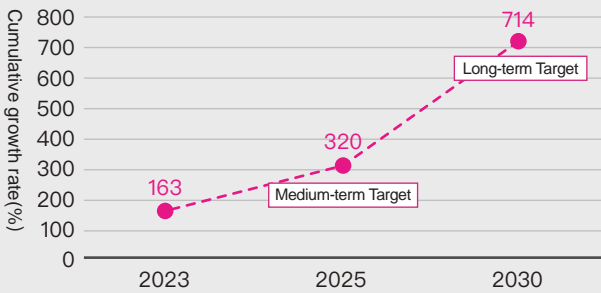
▲ Hakka Certification Class at Nan Yang Elementary School



02. City friendship program - life adaptation counseling class in Taichung

The City opens" the New Immigrant Adaptation Program", which implements and promotes new immigrant care and counseling measures to care for diverse ethnic groups and eliminate inequality. In 2022, a total of 102 newcomers who lived in the City less than three years or never participated in the counseling program along with the cumulative growth rate of 80.31%. In 2025, it is estimated that the number will accumulate to 407 (cumulative growth rate of 320%), and in 2030, it is estimated that the number will accumulate to 907 (cumulative growth rate of 714%).

The cumulative growth rate of the number of new immigrant trainees



(Using the cumulative number of new immigrant trainees who entered Taiwan for less than 3 years or who never attended any counseling classes from 2020 to early 2021, 127 as the benchmark value)



▲ New residents participated in the "Life Adaptation Tutoring Class to teach Diggubat collage skills"



▲ Providing hepatitis B and C screening and blood test services for people in Heping District

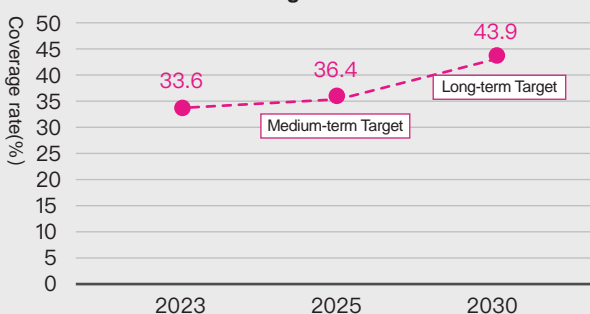
Continuing to promote the "Heping Project" and caring for the development of the indigenous villages

In order to inspect the development of the Heping District, the City launched the "Heping Project" once more in September 2022. The City led a team from the municipal government to the Heping District to attend the historic moment of the "Tbulan" Elementary School unveiling ceremony, inspecting the current status of the construction of the suspension bridge, the construction of the hiking trail for the tribe hunters at Sqoyaw and other bright spots for sightseeing. Meantime, the City held a donation ceremony of the Lishan Happiness Bus 2.0 and went to the Lishan Health Clinic to appreciate all the colleagues and medical teams who worked for medical care for the remote areas and cared about the development of the hometowns.

03. Health care and medical and health services for people in remote areas

In order to achieve the central government's policy of eliminating Hepatitis C by 2025, the City provides screening services for the people in Heping District through local health centers, clinics, and medical teams through a round-robin integrated screening service. The coverage rate of Heping District's Hepatitis B and C screenings in 2022 was 32.4%, with a total of 523 people served, and the coverage rate of Heping District's Hepatitis B and C screenings in 2023 was 33.6%, with a total of 349 people served.

The coverage rate of Hepatitis B and C screening in remote areas



▲ Mayor Lu headed to Heping District to listen to the opinions attentively and presented municipal achievements



SDG 11 Sustainable Cities and Communities

Make cities and human settlements inclusive, safe, resilient and sustainable

Taichung improves air quality actively and promotes different low-carbon and energy saving in order to implement the sustainable cities and communities. In addition to urging the city and residence with comprehension, safety, resilience, and sustainability by developing greenery and intelligent transportation, promoting council houses, and improving public facilities and social service.

Review SDG Targets of UN (Targets)

- **Target 11.1** : By 2030, ensure access for all to adequate, safe and affordable housing and basic services and upgrade slums.
- **Target 11.2** : By 2030, provide access to safe, affordable, accessible and sustainable transport systems for all, improving road safety, notably by expanding public transport, with special attention to the needs of those in vulnerable situations, women, children, persons with disabilities and older persons.
- **Target 11.3** : By 2030, enhance inclusive and sustainable urbanization and capacity for participatory, integrated and sustainable human settlement planning and management in all countries.
Strengthen efforts to protect and safeguard the world's cultural and natural heritage.
- **Target 11.4** : By 2030, reduce the adverse per capita environmental impact of cities, including by paying
- **Target 11.6** : special attention to air quality and municipal and other waste management.
By 2030, provide universal access to safe, inclusive and accessible, green and public spaces, in
- **Target 11.7** : particular for women and children, older persons and persons with disabilities.
Support positive economic, social and environmental links between urban, peri-urban and rural
- **Target 11.a** : areas by strengthening national and regional development planning.

01. Council house

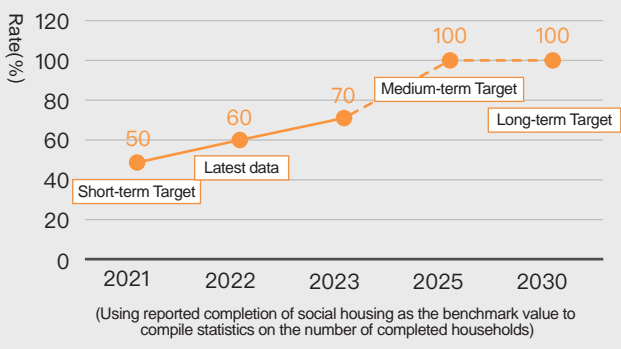
The City continues to promote the common good social housing (Council House), which is the City's important housing policy; the self-built social housing target is 10,000 households. By 2023, 2,710 households have been completed, and 3,261 households are under construction; the budget contracted for the three social housing has not yet begun and the total of 1,391 households exceeded the

central government's target of 5,000 households. In the future, the City will continue to make an inventory of the construction bases, conducting the contracting process, and increase the number of completed units yearly to provide housing assistance services for the public.

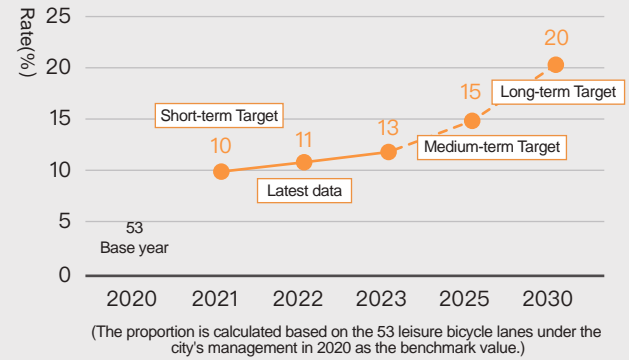


▲ Taiping Yuxian Social Housing 2.0

The cumulative production rate of social housing



The proportion of building leisure bicycle lane to be optimized



02. Optimizing the construction of Recreational bike trails

The proportion of the total length of bicycle lane optimization in 2022 was completed 11%. The Songbo Fishing Harbor Bicycle Path Linking Project was completed on June 20, 2023, and opened at the end of July. After the construction, the existing broken links have been connected to Miaoli, creating a new highlight of the Central Coastal Route, enhancing the overall effectiveness of tourism, and promoting the important policy of green transportation and low-carbon sustainability.



▲ Bicycle Path of Landscape Bridge at Songbai Fishing Port



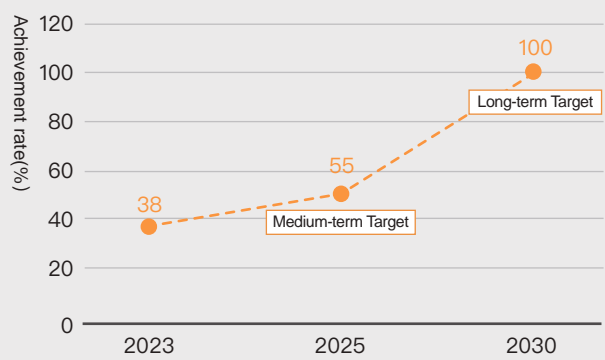
▲ The first fast charging station in the City's public parking lot has been opened in October 2023

03. Subsidy program for Taichung City electric vehicle charging station

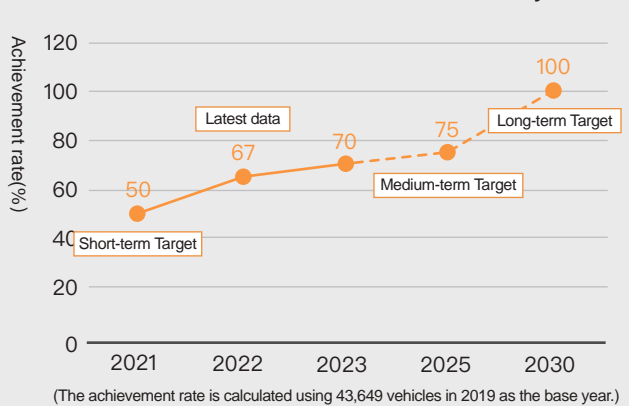
The City provides subsidies to encourage the construction of electric vehicle charging stations in public and private places to improve the environment for using electric vehicles. By 2023, there will be 937 electric vehicle charging stations (813 AC stations and 124 DC stations).

will continue to expand the number of charging and switching stations and build a perfect charging environment, and it is expected that by 2030, the number of electric motorcycles will increase by 130,000 vehicles.

The achievement rate of electric vehicle charging station installation



Increased achievement rate for electric motorcycles



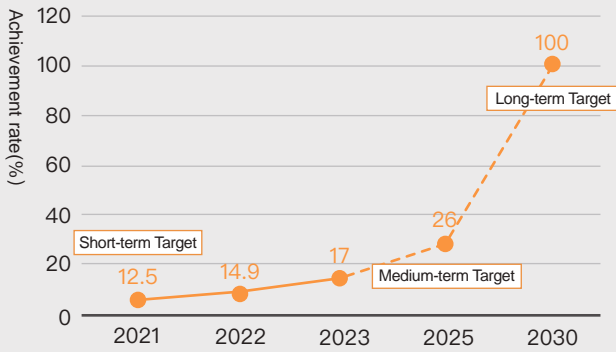
04. Subsidy programs for the replacement of old motorcycles/scooters and the purchase of new low-pollution vehicles

The City provides subsidies for replacing old motorcycles with electric ones to increase the public's willingness to choose low-pollution vehicles. In 2020, a total of 86,932 electric motorcycles were added, the increase of 43,283 in total and the growth rate of 99.2% are both the second highest among six metropolitan cities. In the future, the City

05. Installation and maintenance of electric vehicle charging facilities in public parking lots

As of July 2023, the City built 369 EV charging facilities in 158 publicly owned parking lots to provide the public's need to instantly replenish EV power in public parking lots.

The achievement rate of electric vehicle charging facilities in public parking lots



▲ Electric Vehicle Charging Equipment

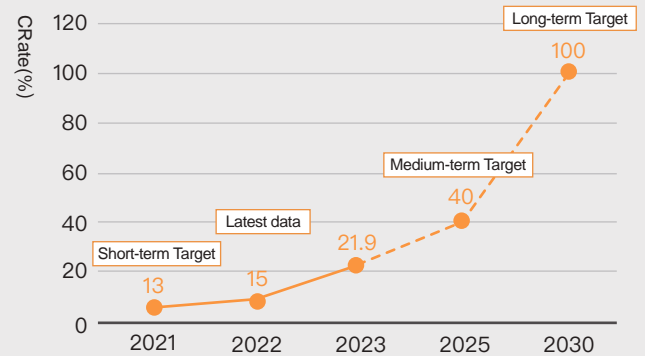


▲ Replacement of electric motorcycles at Dali District Office

07. Promoting the central government's "2030 urban bus electrification implementation plan"

In line with the policy of electrification of urban buses, the City actively encourages industries to seek central subsidies to replace electric buses. According to the Statistics of June 2023, 271 vehicles were on the road service, and 137 subsidies were waiting to be licensed. The City will continue to promote 408 electric buses to reduce the pollution of urban bus emissions.

The rate of electric buses

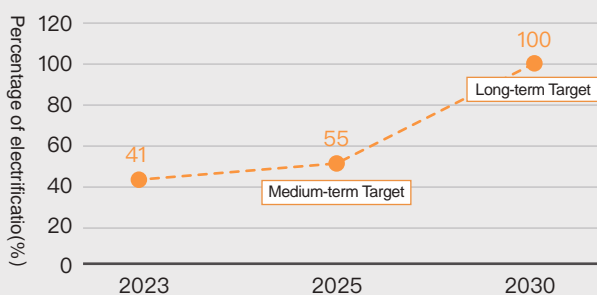


▲ The city's electric buses adopt a green lightning pattern on white background to enhance the recognition

06. Subsidies for replacement of the motorcycles for the public sectors with electric ones

In order to encourage the elimination of high-pollution old automobiles and motorcycles, in line with the "2050 Taichung City Net-Zero Carbon Emissions Path Target", we will continue to phase out old official vehicles, and prepare an air pollution fund budget to replace all government agencies' fuel-burning motorcycles with electric ones. The goal is to fully electrify official motorcycles by 2030, and the replacement rate reached 37% by 2022.

The percentage of electrification of official motorcycles

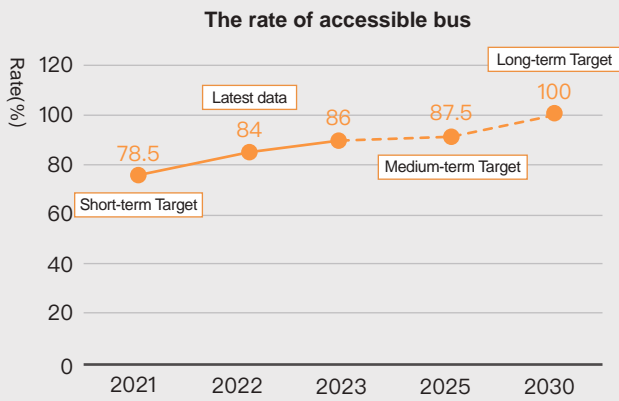




SDG 11

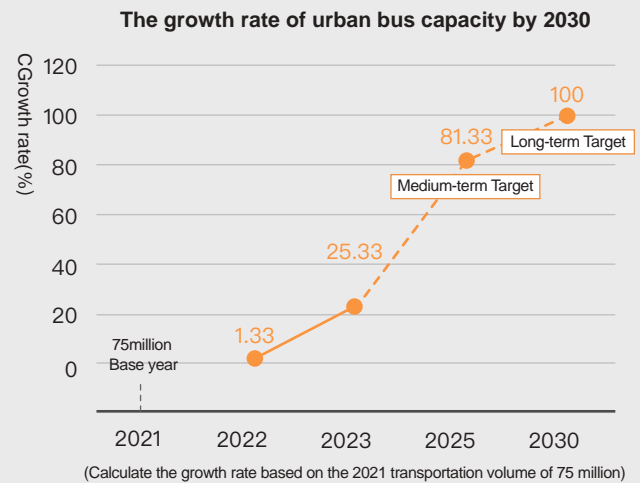
▲ Accessible bus service education and training

08. Accessible buses



The City assists passenger transportation operators in obtaining subsidies for the purchase of accessible vehicles and includes accessible vehicles as a restriction for the operation of urban passenger transportation routes released in the public notice to ensure accessible vehicles for passengers on all routes. By the end of May 2023, the City owned 1,279 low-floor buses, 52 universal accessible buses and 1,331 accessible buses in total.

09. Bus capacity enhancement program



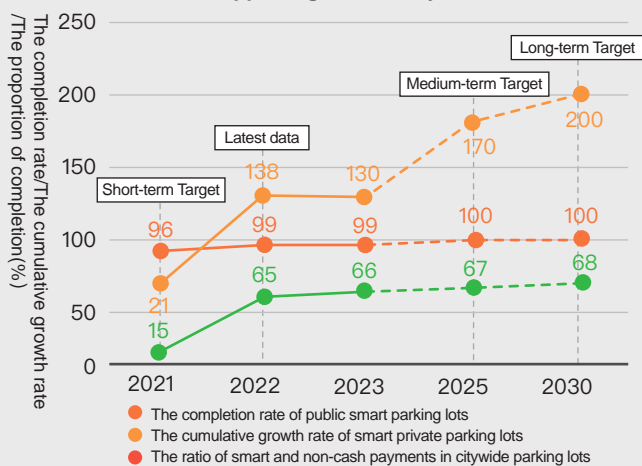
The City publicizes throughout bus network, the Double Ten Bus Policy, improving the punctuality of the departure, bus riding etiquette, and regularly organizing the Golden Driver Award to recognize good bus driving to encourage the public to take public transportation more often, thus building a convenient, friendly, age-friendly, and modern city, with a 1.33% increase in transportation capacity in 2022.

10. Smart parking

As of June 2023, the license plate recognition system for public parking lots under the City's control (including self-operated and outsourced) was completed for 147 parking lots. Currently, the license plate recognition system has been completed for both self-operated and outsourced (Fence Airport). In the future, if new parking lots are added and outsourced, we will also require vendors to install the license plate recognition system to accelerate the speed of entering and exiting the parking lots and to build a smart and low-carbon parking environment.

As of June 2023, the City completed 220 smart private parking lots. In the future, the City will continue to encourage private parking lots to build related intelligent parking management equipment, and the proportion of non-cash payment of parking fees is about 70.2%. The City will constantly promote the policy related to the payment of parking fees to reduce the public's reliance on parking fees at the counter of the superstores and to increase the stickiness of mobile payment to increase the proportion of non-cash payments.

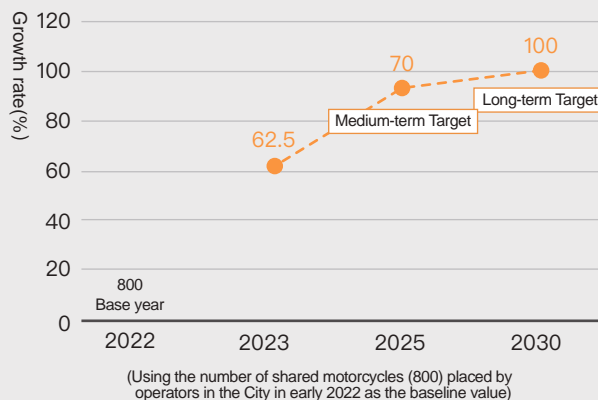
The coverage rate of vulnerable families participating in supporting community service



11. Taichung City Shared Mobility Management Act

The City continues to promote shared mobility, improve the laws and regulations for private operators to move in and operate shared mobility, and encourage private operators to provide other diversified shared mobility rental services. Currently, 1,300 shared mobility vehicles (230 automobiles and 1,070 motorcycles) will have been placed in the City and own 1,600 shared automobiles and motorcycles by 2030.

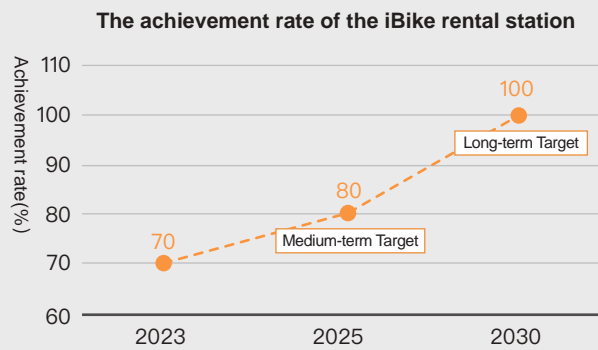
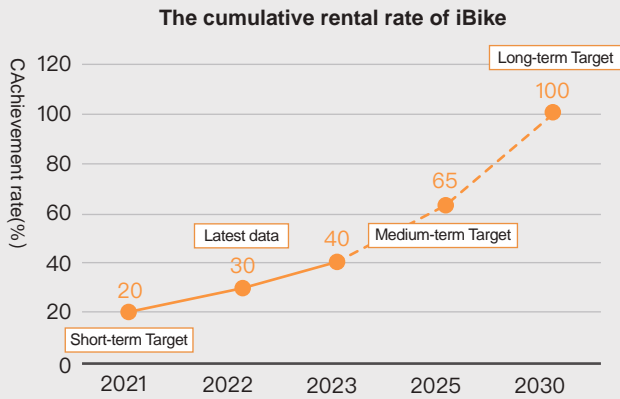
The growth rate of car and motorcycle sharing



▲ Increase the number of mobile payment methods and raise the proportion of non-cash payments.

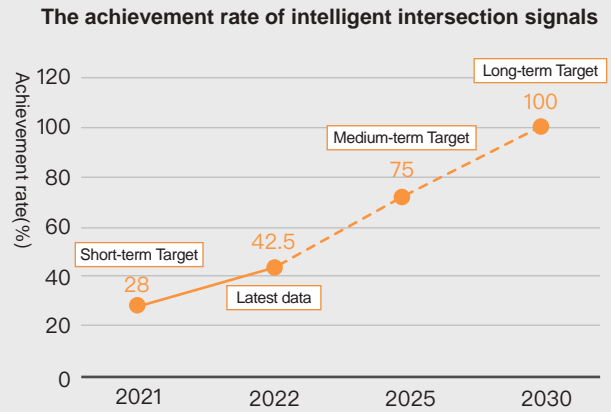
▲ Vehicle and Motorcycle Shared Transportation

12. iBike Multiplier Program



The City's "iBike Multiplier Program" was officially launched at the end of 2020, and the system was fully upgraded to "YouBike 2.0". The City has prioritized the installation of stations around popular stations such as rail transportation, high schools and vocational schools, bus hotspots, and business districts and has adopted a regional approach in the planning of station installation to make it convenient for the public to ride, borrow, and return bikes. By 2030, the cumulative number of passengers will reach 150 million, and an additional 1,000 stations will be added, reaching the total number to 1,329. It is expected that the cumulative number of rental stations will reach 1,500 by 2030.

13. Integration of intelligent dynamic signal system with Taichung City intelligent traffic management system TOPIS project



In order to reduce the impact of traffic flow on traffic, the City promotes integrating the TOPIS system with the intelligent dynamic signal system. Since 2017, the City has built an intelligent dynamic signal system on the roads around the National Freeway No.1-Daya, Taichung, and Nantun interchanges, Zhongqing Road, Wuquan West Road, and Taiwan Boulevard, and appropriately allocated the green time under the changes in traffic flow to increase the efficiency of traffic flow. By the end of 2022, 68 intelligent intersections were built, with the completion rate of 42.5%.

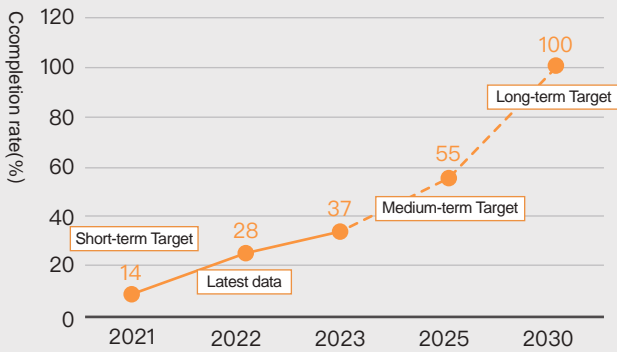
▼ Adding iBike rental stations to facilitate public use of public bicycles



14. Moving forward a 3D intelligent land-national basemap spatial data infrastructure plan

The City cooperates with the Ministry of the Interior to build a new three-dimensional cadastral property spatial map information and a three-dimensional national base map to connect the industry, the building from a flat location into three-dimensional, in making population decisions judgment, planning, etc., and more detailed to promote the future analysis of data can be 3D, the analysis will be more accurate. In 2022, 28% of the data had already been analyzed which has been implemented in the databases built by the City's various administrative offices.

The completion rate of 3D modeling of newly built houses



(As only new housing estates are planned to be built, 3D models of new housing estates will be built when the floor plans are drawn up, and the target volume is estimated to be 10,000 per year based on the annual completion rate.)

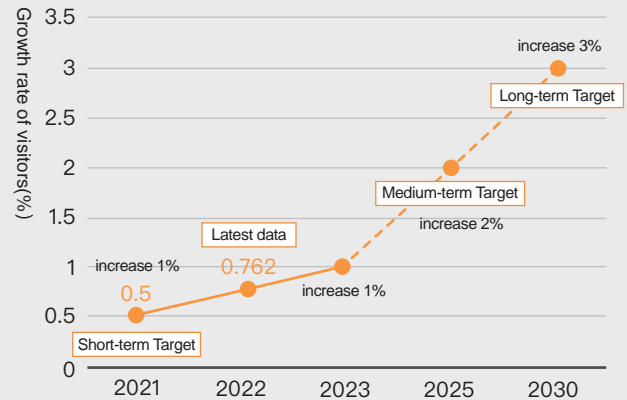


▲ 158 Space Information Network 3D Building Viewing Screen

15. Preservation and promotion of cultural assets

Cultural assets museums should strengthen the promotion of public attendance to achieve the objectives of preservation and promotion of cultural assets. The growth rate of visitors to the cultural assets museums was 0.5% in 2021 and 0.762% in 2022.

The growth rate of visitors to cultural assets museum

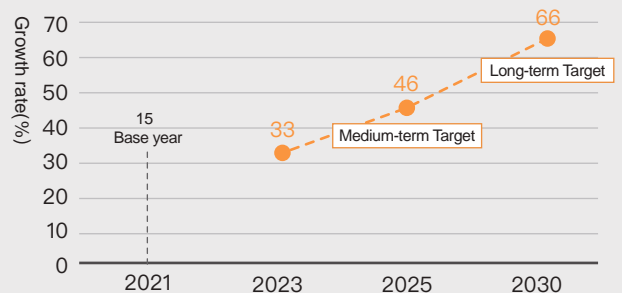


▲ The Taichung State Hall, a national monument, was restored and revitalized to its splendor.

16. Vitalizing and preserving the chingshui military family village cultural park in Taichung

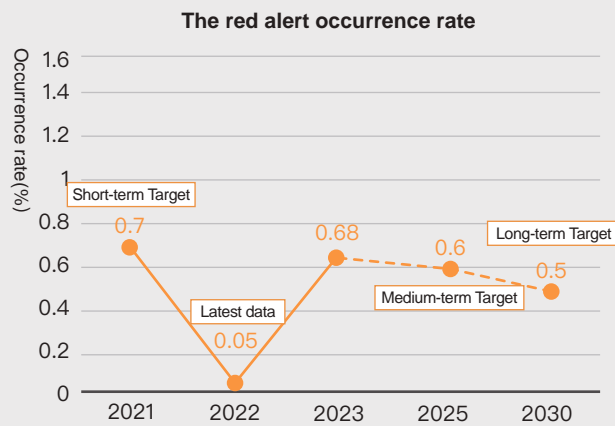
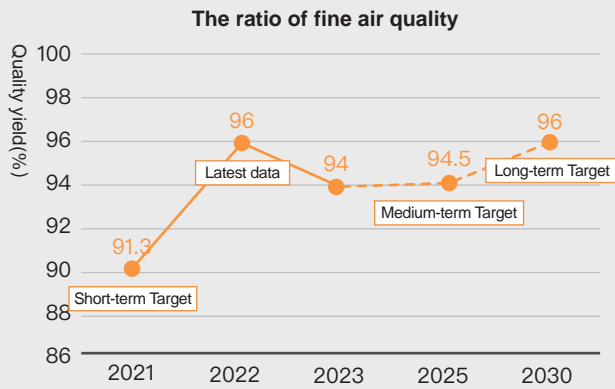
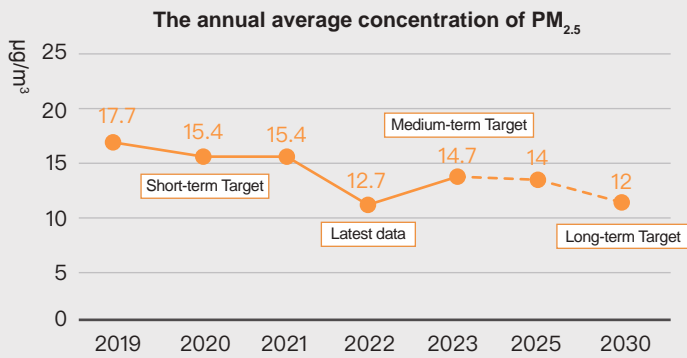
The Zhongshe Historical Site underneath the Chingshui Military Dependents' Village Cultural Park, the buildings on the ground was ruled by Japanese colonial period. The arrival of the Republic of China government in Taiwan, different types of housing culture form a very rich historical memory and cultural network. The City presented the area as a base for introducing different cultural experiences and performances to attract people and revitalize the space by increasing the growth rate of the number of activities, and as of the end of July 2023, 71 events were held.

The growth rate of the number of activities in the Chingshui Military Dependents' Village Cultural Park



17. The project for keeping blue sky and white clouds

The City continues to promote the "Project for Keeping Blue Sky and White Clouds," targeting stationary, mobile, and fugitive sources of air pollution and promoting improvement measures based on the principle of "public to private, big to small," with rolling reviews and revisions, to continue to protect air quality and safeguard people's living safety. In 2022, $PM_{2.5} < 15.0 \mu g/m^3$ achieved the national standard for the first time, and the air quality rate reached 96%.



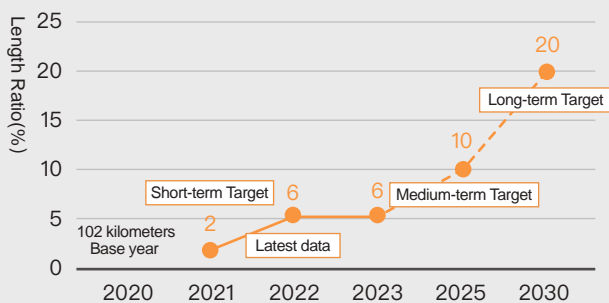
18. Optimizing the construction of existing hiking trails



▲ Construction of hiking trails

In 2023, the City aimed to repair part of the roadbed of the Chigaozhen Hiking Trail in the Dadu District to improve the proper rate of hiking trail facilities and increase the safety and comfort of hiking, and the proportion of the total length of the entire hiking trail optimized in 2022 was completed by 6%.

The length ratio of total optimization of hiking trails

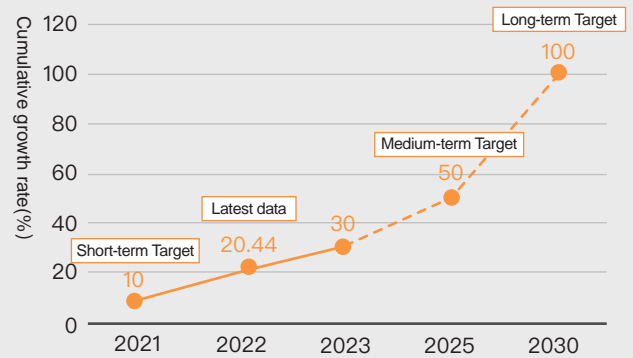


(Using 102 kilometers of current hiking trails under the authority in 2020 as the baseline value)

19. Melody Project

The City is actively building a sunny toilet environment, upgrading the standard of public facilities, improving and installing qualified children's playgrounds, improving old park facilities and introducing friendly and barrier-free facilities. Meantime, increasing the City's green coverage rate so that the public can have more green space, promoting the participation of the public in the maintenance of public toilets and parks to create a win-win ecological environment, and promoting the " Cemetery Transformation Greening Program" to meet the needs of the local community and to provide a more quality living environment for the public after the relocation of cemeteries is completed. The City aims to provide the public with a better quality living environment. The cumulative growth rate of new parks in 2022 was 20.44%.

The cumulative growth rate of new parks

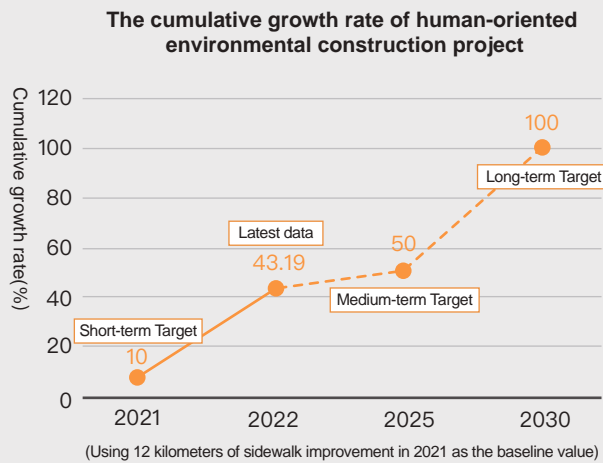


▼ Melody Project - Lihsin Park



20. Human-oriented environment construction project

In line with the Central Human-oriented Environment Improvement Plan and related regulations, the City targets highly utilized sidewalk space for improvement or construction to enhance pedestrian space quality and build a human-oriented, ecological, and aesthetically pleasing street living environment.

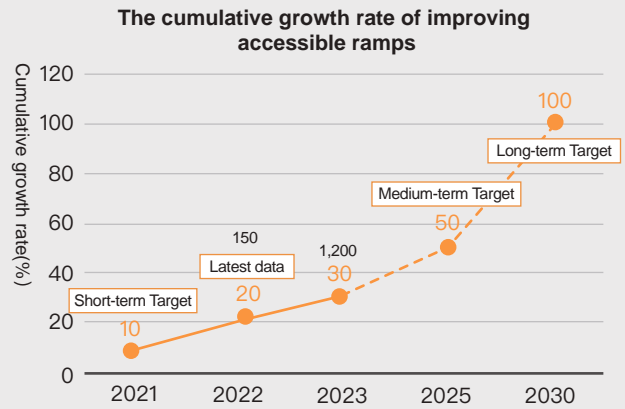


▲ Improved sidewalks make the school environment more in line with human-oriented traffic design and needs

21. Accessibility ramp improvement

The City actively improves the accessible ramps on the road sections with high demand for pedestrian access, intending to improve more than 150 accessible ramps

yearly. In addition, since Mayor Lu took office, she has continued to promote the improvement of the humanistic environment. By the end of 2023, a total of about 1,200 improvements were made, and the goal and schedule were adjusted on a rolling basis continuously counted after the number of accessible ramps .



▲ Wenxin Road fan-shaped barrier-free ramp

22. Promote urban design review system and livable buildings

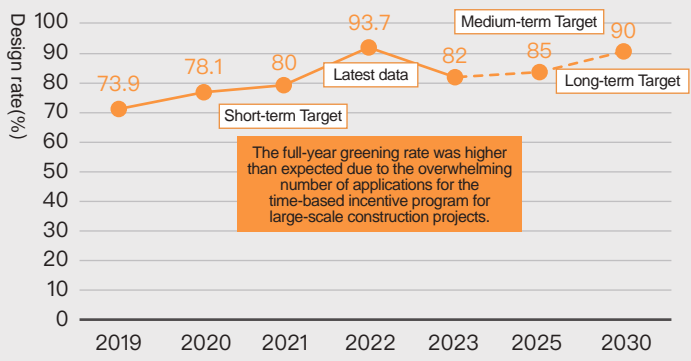
In order to promote the urban design review system, encourage and guide developers to set up roof and vertical greening designs in urban design projects, and create good residential quality and urban living environment, the roof and vertical greening design ratio aims to increase by 1% every year. The greening ratio in 2022 reached 93.7%. In addition, by means of the trilogy of points, lines and surfaces, we will increase the number of tree plantings, turn the urban cement jungle into a garden city, create a new green environment in the city, create a happy garden city, and increase the cumulative carbon sequestration equiva



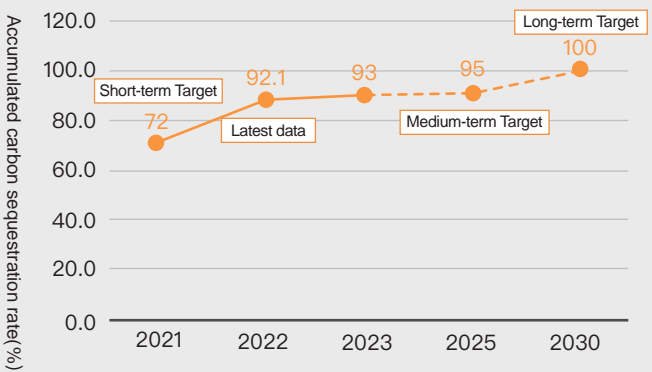
▲ Building roof greening

lent rate to reach the cumulative rate. As the target of 11,000 metric tons, the vertical greening design of buildings is effectively encouraged by 2030. The cumulative rate in 2021 was 80%; in 2022, the cumulative rate reached 93.7%.

The design ratio for roof and vertical greening



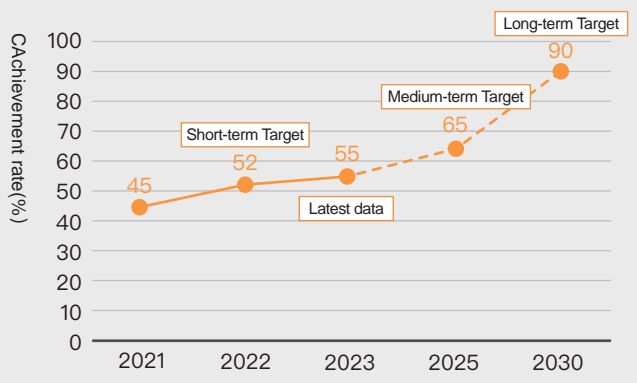
The cumulative carbon sequestration equivalent ratio of livable buildings



23. Veranda safety and flattening program


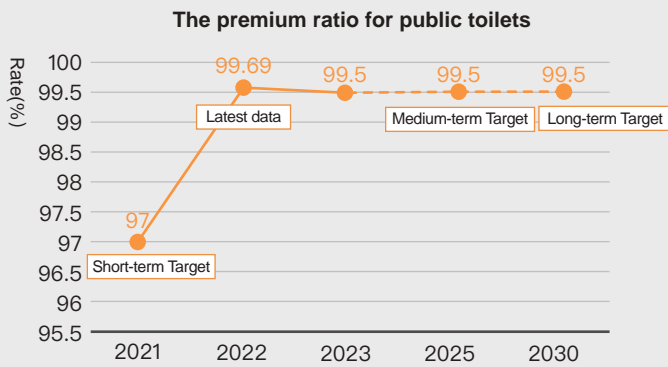
The City promotes the veranda flattening program to open up the enclosed space of verandas year by year and through the communication and coordination mechanism to improve the access environment of verandas. In addition, in line with the veranda-friendly environment, the height difference between the verandas and the damaged pavement will be gradually improved, and the rate will be increased by 5% every year, and it is expected that the rate will reach 90% (200,000 meters) in 2030, to create the "loving and barrier-free" pedestrian space. The City's cumulative rate was 45.45% in 2021 and 52.27% in 2022.

The completion ratio of the length of the verandas safety (the length of the verandas flattening)



24. Quality public toilet promotion program

The City actively repairs and maintains current public toilets to create quality toilet spaces. Conducting merit and bad public toilet assessments by inspections, the City supervises management units to implement cleaning and maintenance management, promotes intelligent public toilet management, and enhances the quality of cleaning and maintenance of public toilets so that the percentage of public toilets with superior merits was 99.69% in 2022.

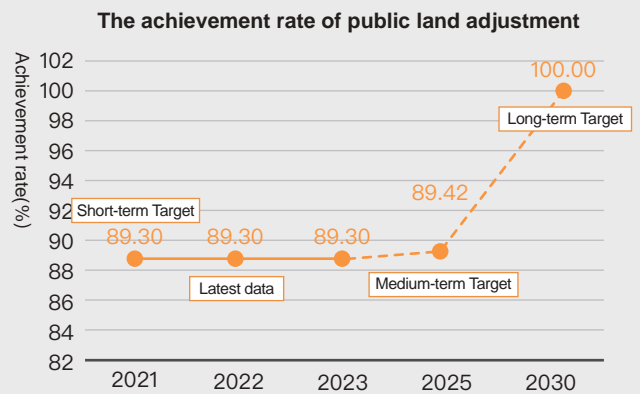


▲ Proactively constructing and repairing public toilets to create a safe and inclusive space.

25. Replanning for a better Taichung, building a livable and prosperous city

The City's land readjustment business is an important foundation for municipal construction. In the process of land exchange and division, the values of "increased land value," "fair affordability," and "robust urban development" are

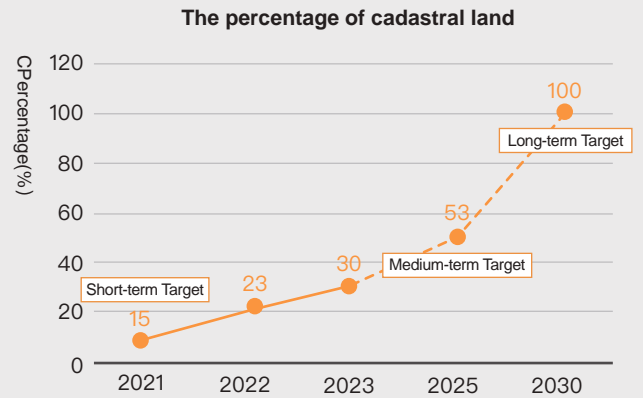
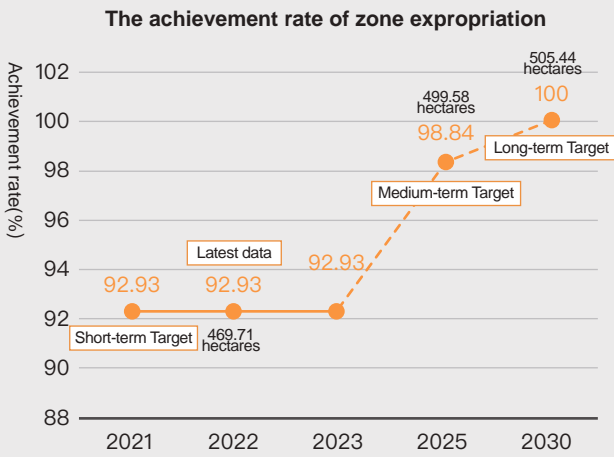
achieved through land allocation and construction. With the vision of "Sunshine Readjustment," the City has introduced the concept of sunshine and transparency into the readjustment business, which is close to the needs of the public, and the achievement rate of public land adjustment in 2022 was 89.3%.



▲ Taichung City South and Nantun Districts' 13th Daqing Readjustment District

26. Better zone expropriation, prosperous Taichung

With the vision of "better zone expropriation," the City has strengthened communication and coordination in the process of zone expropriation and has planned eight major resettlement projects to properly resettle the original residents of the development areas to reduce the resistance to development and bring about balanced development in the localities. In addition, to realize the justice of housing, the Wuji-Qianzhu and Wuji-Jiude development projects are expected to provide 2 hectares of residential land to construct 600 social housing units to strengthen the positive socioeconomic links between the urban and rural areas.



▲ Handling cadastral map resurvey to protect the public's rights and interests.



▲ Explanatory Meeting for the Preferential Allocation of Resettlement Land for Wuri (Qianzhu District) Zone Expropriation



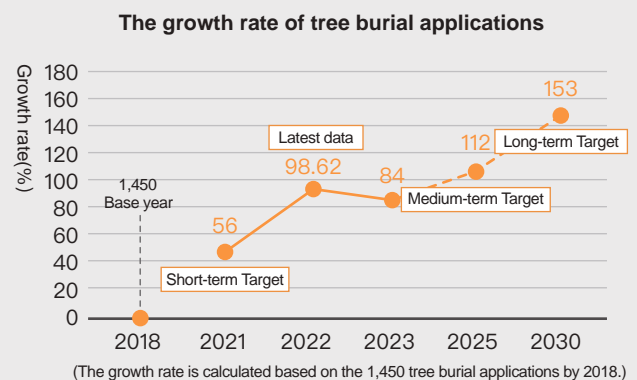
▲ Street profile of the Preferential Allocation of Resettlement Land for Wuri (Qianzhu District) Zone Expropriation

27. Central subsidized cadastral map resurveys

By implementing the number of cadastral map resurveys subsidized by the central government, the City ensures the establishment of people's property rights with high-precision maps and avoids property rights disputes.

28. Green burial policy

The City promotes and publicizes natural and environmentally friendly burial methods through green funeral policies, encouraging the public to use "tree burial" to replace traditional earth burials or cremation burials inside of the pagods to reduce the occupation of precious land resources. In recent years, the number of applications for tree burials has doubled from 1,450 in 2018 to 2,880 in 2022 and will continue to be promoted in the future to move towards environmental sustainability.

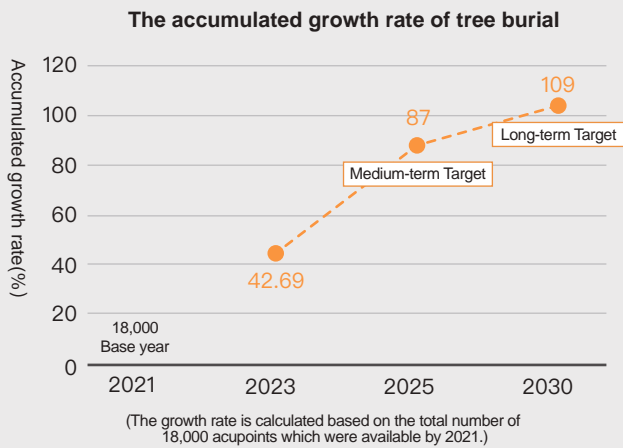


29. Conversion of public cemeteries into tree burial parks

The City continues to plan to transform funeral facilities, replacing traditional graves with lush green tree burial areas, to reduce the occupation of land resources and increase the number of green open spaces. In 2022, the City added the Clear Water Tree Burial Area, which provides an additional 7,000 cavities and will continue to construct the area in the future to ensure the sustainable development of the environment and to facilitate the promotion of green public space.



▲ Schematic diagram of the tree burial site



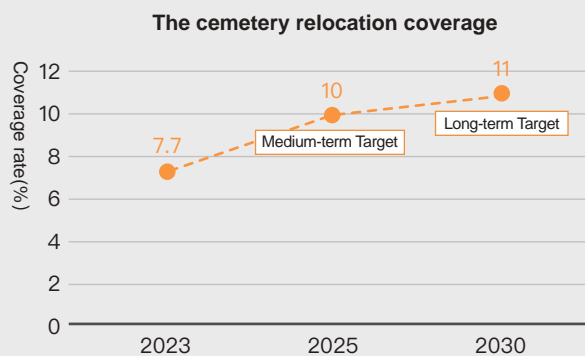
▲ Promote tree burial

30. Cemetery relocation



▲ The former Shengang District Public Cemetery No. 4 has been transformed into Xin Xing Park.

The City continues to plan to transform funeral facilities by relocating burials in traditional cemeteries to other uses. 18 cemeteries will be relocated by 2023, which can promote the revitalization of land use, reduce the occupation of precious land resources and help to promote the issue of green public space.





Improvement of transportation, the road network in the mountains, at the seaside, and in country sides.

The City is actively constructing various important roads and has already completed the opening of Dazhi Road, the Kenanaiqin Bridge, the Xiewei No. 2 Bridge, the extension of Yongchun South Road to Youyuan Road, and the widening of the Dali South Gate Bridge, etc. In the future, the City will uphold the spirit of "starting what cannot be started and finishing what cannot be finished," and actively promote the construction of the "Dongfeng Expressway," a life-saving route for the mountain towns, the " Dadu-Hemei Crossing Bridge" on the coastline, the "Taiping Shimin Boulevard" in the Tuen District, the "Shizheng Road Extension" and other outlying road construction, and cooperate with the central government in the promotion of the "National Freeway No. 1 Connector with the Expressway No. 74." In addition, for "Provincial Highway 74," the construction of new ramps and other elevated road construction are as well as the combination of the major transit centers to complete the mountain, coastline, and country side networks.

Promoting Green and Integrated Mobility as a Service, MaaS

In response to the opening of the MRT Green Line, the City continues to promote Mobility as a Service (MaaS), which integrates MRT, rail, bus, iBike, highway passenger transportation, and other public transportation rides on a single platform. In order to alleviate the burden of public transportation and continue to encourage the public to use public transportation more often, the City cooperates with the Executive Yuan's "Central Government's Plan for Promoting the Use of Public Transportation" and based on the existing "Citizen's Limited Double-Ten Concessionary Bus Policy," the City gives priority to the public by launching the nation's cheapest Central Taiwan Commuter Periodical Passes, which is initially based on the physical card model of electronic tickets, and offers a monthly ticket of NT\$299 for citizens, and NT\$599 for non-citizens. There is also a cross-border program (NT\$699 monthly for Taichung citizens and NT\$999 for non-Taichung citizens). The City will further promote the mobile payment of virtual QR periodical passes, integrating information on food, accommodation, sightseeing, and shopping, and constructing a quality public transportation environment.



SDG 12 Responsible Consumption and Production

Ensure sustainable consumption and production patterns

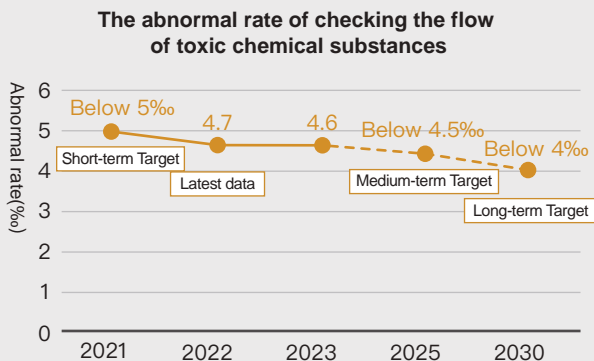
Taichung City promotes sustainable consumption and production patterns, we actively expand the area of organic farming, promoting waste reduction, resource recycling, reusing the bottom ash of the incineration and to attain the goal of the sustainable utilization and management.

Review SDG Targets of UN (Targets)

- **Target 12.4** : By 2020, achieve the environmentally sound management of chemicals and all wastes throughout their life cycle, in accordance with agreed international frameworks, and significantly reduce their release to air, water and soil in order to minimize their adverse impacts on human health and the environment.
- **Target 12.5** : By 2030, substantially reduce waste generation through prevention, reduction, recycling, and reuse.
- **Target 12.7** : Promote public procurement practices that are sustainable, in accordance with national policies and priorities.

01. Toxic and chemical substances of concern operational flow inspection management

The City strengthened counseling the declare about the operating records of the operating venue for toxicity and the concern to chemical substances, accounting checking operations, strengthening counseling the abnormal reporting industry to reduce the rate as the goal. The abnormal rate reached 4.7 in thousand in 2022.



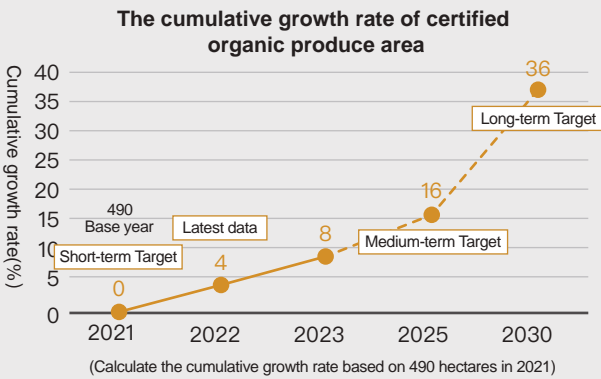
02. Increase the organic farming area to 650 hectares by 2030

The City has formulated the "Organic and Organic Transformation Verification Increased Subsidy Plan" and implemented the "Organic Rice for School Lunch Use Plan" to encourage farmers to invest in organic farming, increase the amount of contracted organic rice purchased year by year, and help organic farmers increase their supply of



▲ Quality Inspection and Labeling Inspection of Organic Agricultural Products

organic rice. Purchase relevant equipment and apply suitable fertilizers for organic agriculture, and take cultivation courses to improve the cultivation techniques of organic farmers. The goal is to increase the organic farming area in 2030 by 36% (approximately 650 hectares) compared with 2021.



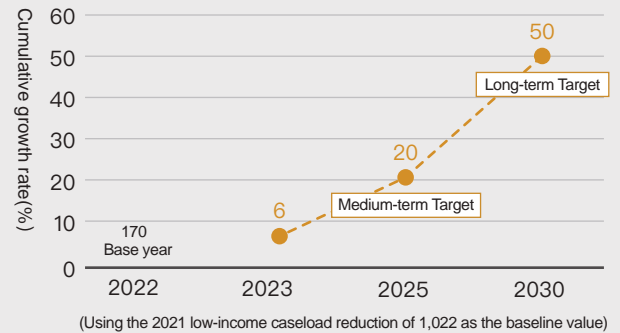
03. Local production and local consumption - local farmers' markets

The City organizes local farmers' markets and agricultural products marketing activities to promote local production and consumption, reducing food miles and transportation and marketing carbon footprints, solving the problems of agricultural production and marketing regulation and supply and demand, increasing consumers' recognition and trust in local agricultural products, enhance farmers' income, and achieving energy-saving and carbon reduction benefits. Based on 270 local farmers' markets and agricultural product exhibitions and sales in 2022, which converted the carbon reduction of 170 metric tons so that the plan is to increase the number of local farmers' markets and agricultural product sales year by year to elevate the cumulative growth rate of annual carbon reduction.



▲ Dakeng Farmers Market sells local agricultural products

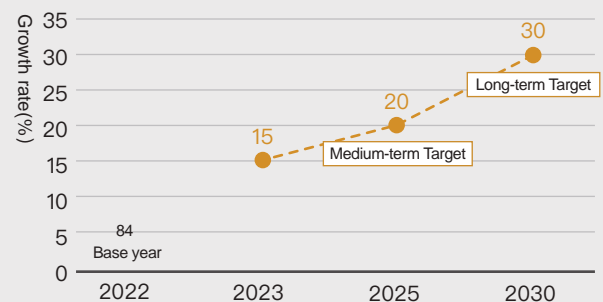
The cumulative growth rate of annual carbon reduction of local production and local consumption



04. Recycling of used furniture

The City has upgraded the judgement of cleaning team members of removing abandoned furniture, expanded the recycling of abandoned furniture, upgraded the equipment for repairing abandoned furniture, increased the amount of furniture repaired and recycled, and organized promotional activities for recycled furniture to increase visibility and increase the public's willingness to buy. The amount of recycled furniture is expected to reach more than 110 tons by 2030, with a growth rate of 30%.

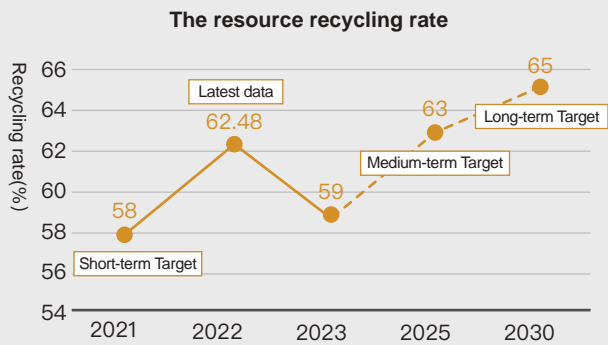
The growth rate of recycled furniture



▲ Presentations of Recycled Furniture

05. Waste reduction and resource recycling

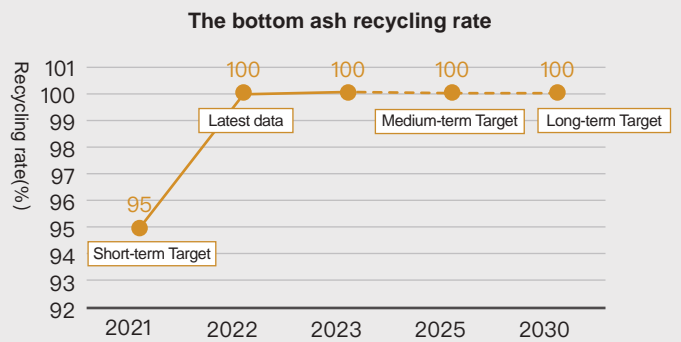
The City has strengthened the promotion of the implementation of the three categories of garbage, promoting the reduction of plastic at the source, counseling the rental use of duplicated tableware or self-prepared meals (cups), avoiding the use of disposable items, and expanding the establishment of the "recycling station for used bags" and the "borrowing and recycling station for beverage carrier bags." The first half of 2023, the recycling rate was 59% according to the newly revised definition of recycling rate by the Ministry of Environment.




▲ Set up a second-hand bag recycling station at Daqing Night Market

06. Recycling of bottom ash

The City sets the "Taichung City Waste Incineration Plant Bottom Ash Recycling Management and Autonomy Ordinance" to require that public works projects under its jurisdiction which should give priority to the use of bottom ash recycling products. Meantime, the City formulates "Taichung City Waste Incineration Plant Bottom Ash Recycling Products" to promote the use of work plans, setting an objective each year, supervised by the first level of the municipal government to provide incentives and penalties. We estimate that the amount of reuse will reach 100% by 2023.



▼ Public work projects using recycled bottom ash pellets

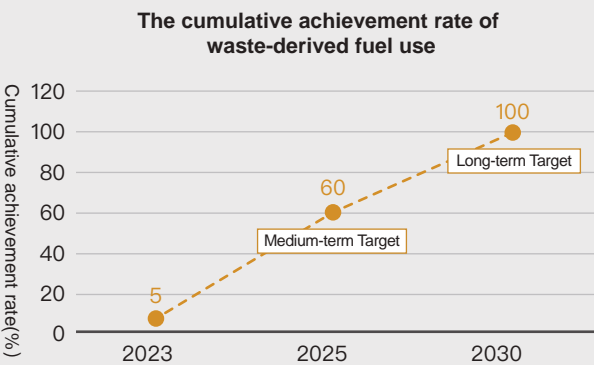




▲ Solid Recovered Fuel (SRF) to Paper Mill for Burning Test

07. Solid Recovered Fuel (SRF) pilot program

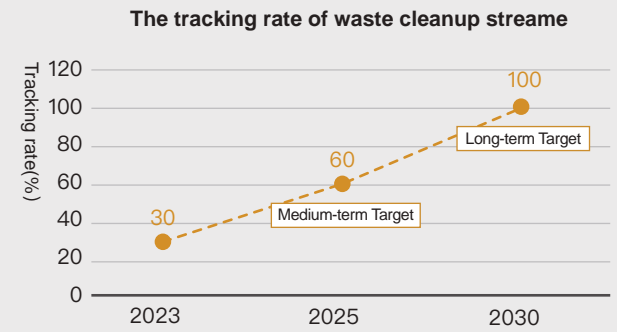
In order to increase the pipeline of high calorific value waste-derived fuel de-mineralization, the City has set up a waste-derived fuel plant and successfully de-mineralized and promoted the use of waste fuels to boilers as a substitute for coal combustion, and the cumulative achievement rate was 4% in 2022.



08. Waste cleanup stream track program

Based on Article 31 of the Waste Disposal Act, the City has designated 48 industries to be listed on the public notice. Starting in 2023, the City started to utilize the waste management system of each business to carry out checking operations, and through counseling, auditing, and other administrative actions to urge every industry to take up the

responsibility of reporting and managing the flow of waste, to eliminate potential violations of the law.

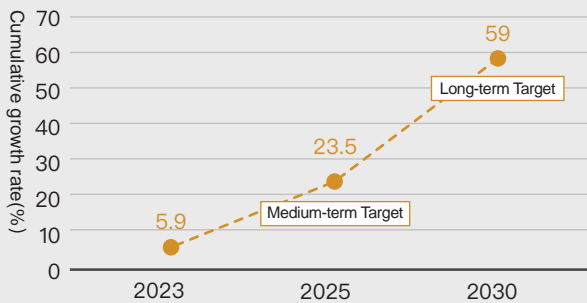


▲ Inspections of operation of utility waste management system

09. Livestock restructuring and upgrading, waste reduction at source and resource recycling

In conjunction with the Ministry of Agriculture's subsidized counseling program, the City provides counseling to set up at least one pig farm per year, repairing, or upgrading wastewater treatment facilities and invites experts, scholars, or professional counseling teams to provide on-site counseling, to enhance the effectiveness of pig farms in reducing waste at the source and recycling resources, to reduce the discharge of wastewater. Furthermore, owners use the biogas produced for biogas power generation, recycling (e.g., temperature-retaining equipment or heating furnaces, etc.), or to use methane slurry and digestate to fertilize the farmland, to reduce the amount of chemical fertilizers used and the operating cost from the husbandry.

The cumulative growth rate of pig farms optimize wastewater treatment or biogas reuse



▲ Farm biogas reuse treatment equipment



▲ Promote the use of biogas slurry and biogas residue as agricultural land fertilizer

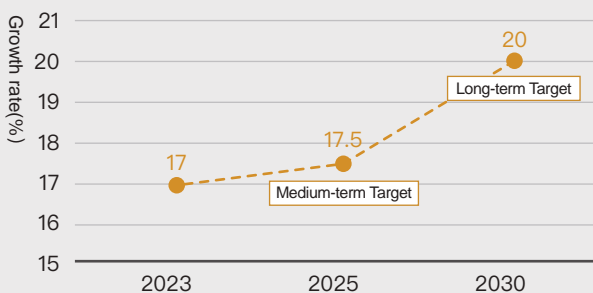


▲ Optimization of wastewater treatment and construction for pig farms

10. Promoting the online auction of recyclables scraps managed by schools and organizations

In order to promote the use of the Internet for the auction of recyclable scraps, the City organizes regular educational training and sets up incentive programs to encourage schools to actively use them. Statistics show that the number of participating institutions, the number of transactions, and the amount of transactions both increased by 6.83% compared with 2021, which effectively reduces the carbon footprint and prolongs the lifecycle of scraps, and creates efficient and effective reuse of resources.

The growth rate of online auction sales of scrap



▲ Advertising in August 2023 to promote a circular economy, environmental protection, and reduction of resource wastage.

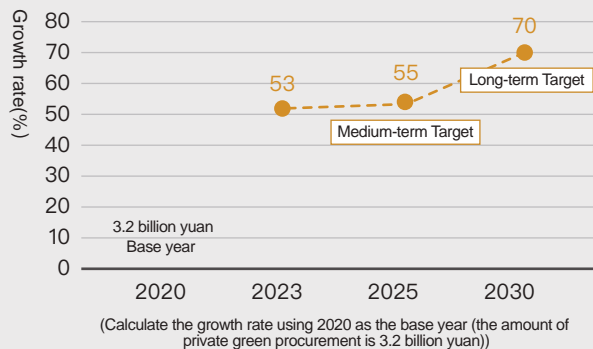


▲ Organizing a training program for managers in June 2023 to enhance their knowledge and skills.

11. Green purchasing promotion program for private enterprises and organizations

In order to promote the benefits of green purchasing, the City uses private enterprises and organizations under its jurisdiction as the targets of green purchasing, including the technology industry, manufacturing industry, construction industry, consulting industry, department stores and retailing industry, hospitals, universities, etc. The amount of green purchasing in 2022 was \$4.8 billion with a growth rate of 50%.

The growth rate of green purchasing



(Calculate the growth rate using 2020 as the base year (the amount of private green procurement is 3.2 billion yuan))



▲ Green Purchasing and Green Consumption Promotion Award Presentation & Ceremony



SDG 13 Climate Action

Take urgent action to combat climate change and its impacts

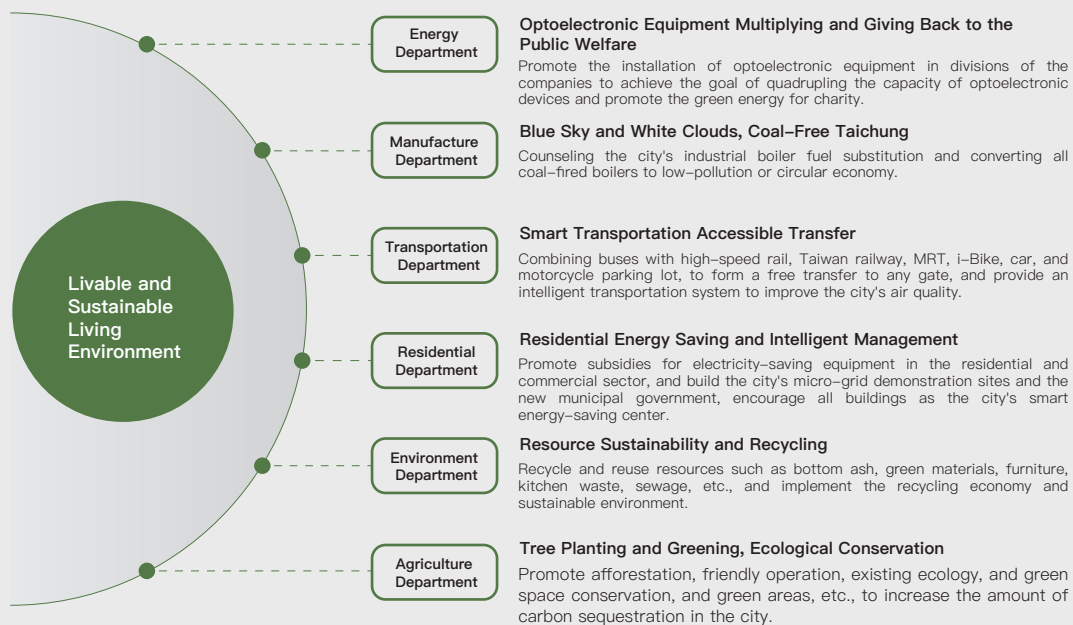
This City adopts climate change measures as its policy planning and proposes a greenhouse gas control implementation plan in response to the increasingly severe climate change. In addition, Taichung actively sets up environmental education sites and promote ecological education to strengthen post-disaster resilience and adjustment capabilities in response to climate risks.

Review SDG Targets of UN (Targets)

- **Target 13.2** : Integrate climate change measures into national policies, strategies, and planning.
- **Target 13.3** : Improve education, awareness-raising and human and institutional capacity on climate change mitigation, adaptation, impact reduction and early warning.
- **Target 13.b** :

01. Taichung City greenhouse gas reduction plan

Mayor Lu signed the "Taichung City Climate Emergency Declaration" on January 18, 2021, setting a 2030 goal of reducing greenhouse gases by 30% compared with the base year (2005), and establishing a sustainable development and low-carbon city promotion. The committee supervises the promotion of volume reduction business, coordinates and integrates related work. The performance evaluation and evaluation of the implementation results of each bureau in this city will be conducted every year and incorporated into the reward and punishment mechanism in order to achieve the goals.



臺中市氣候緊急宣言

Climate Emergency Declaration

全球各城市正積極投入氣候行動，致力將全球升溫於世紀末控制在1.5°C內。本人謹代表臺中市宣布進入氣候緊急狀態(Climate emergency) 體認到氣候變遷對本市將帶來的嚴重風險，必須採取積極行動。

全球溫室氣體排放量持續增加，氣候衝擊隨之加重，包含高溫熱浪、颶風強降雨、乾旱等極端氣候頻繁發生，作為第一線接觸民衆的政府機關，市府團隊將竭力求建構城市調適能力，保障市民生命財產安全，並積極發展低碳策略，與全球各大城市攜手對抗氣候變遷。

針對本市面對之關鍵課題，謹依據聯合國2030永續發展目標(Sustainable Development Goals 2030)，承諾2030年前達成以下因地制宜之氣候緊急行動目標：



此份宣言延續於脫煤者聯盟(Powering Past Coal Alliance, PPGA)、全球氣候與能源市長聯盟(Global Covenant of Mayors for Climate & Energy, GCoM)之承諾，將氣候緊急作為施政優先考量，竭力打造富有韌性的永續城市，以實踐安居樂業藍圖。

市長 盧秀燕
Lu, Show-Yen
1/18/2021



▲ The mayor signed a climate emergency declaration witnessed by Greenpeace



- Simulation of the potential ventilation
- Protect the existing ventilation
- Simulation test of ventilation for urban specific development project

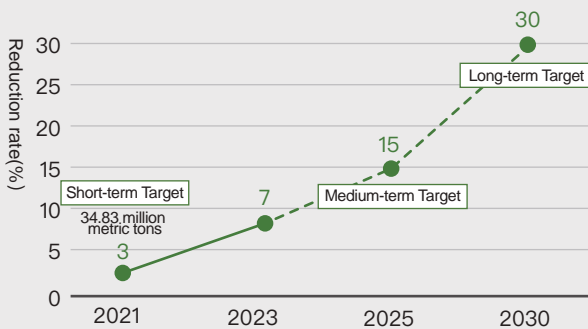


- Build a microclimate map of the city to green and cool hotspots
- Public and private efforts for creating greening



- Urban water environment improvement
- Drainage infrastructure with water retention and flood detention functions
- Water resource recycling center, wastewater effluent reuse

The emission reduction rate of greenhouse gases

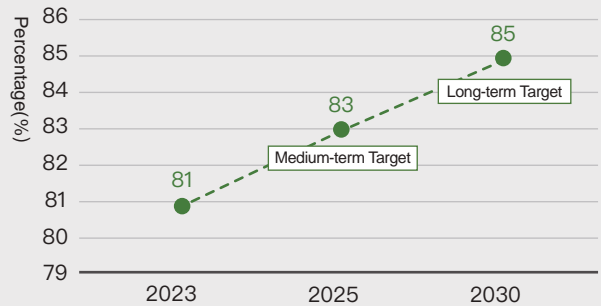


(The reduction rate is the ratio of greenhouse gas reduction compared to the base year (2005).)

In line with the provisions of the Climate Change Response Act and related regulations, the City will conduct an inventory of greenhouse gas emission sources that meet the requirements of the Ministry of Environment of the Executive Yuan, and in addition to inventorying registered targets

following the law, the City will also conduct a review and counseling of voluntary inventory targets to grasp the emissions of the industrial sector. In 2022, the proportion of carbon emissions from enterprises to be inventoried was 80%.

The percentage of enterprises' carbon emission inspection

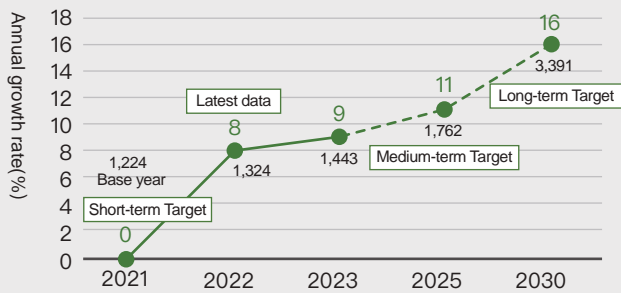


▲ Counseling enterprises to conduct carbon inventories

02. Setting up environmental education facilities and venues to promote water environment education

The City has built the Shikangba Water Resource Recycling Center as an environmental education facility and the Green River, Liu River, Fazi Creek, and Dongda Creek Water Culture and Environmental Education Hall. Through the spirit of deep cultivation, common good, and sustainability, the City is committed to building a water culture, emphasizing hands-on work, games, guided tours, and outdoor field trips so that the public can care for water resources and get to know about the water environment.

The annual growth rate of the number of participants in environmental education on water resources



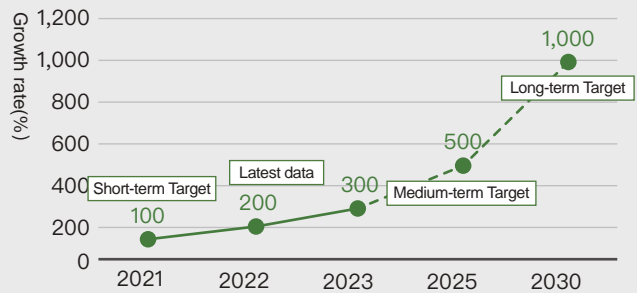
▲ Environmental Education Center

03. Promotion of the disaster prevention officer system

The City requests that the public can help themselves and mutual assistance as the goal of promoting the disaster prevention officer system in ordinary times and promotes disaster prevention advocacy community disaster prevention. During the disaster and post-disaster, people can fulfill self-help, mutual assistance, and help the community shelter and reconstruction and recovery work, strengthen the community and the public's ability to prevent disasters

independently. In 2021 and 2022, the City organized the training which 200 people were trained within the years and the rates of growth of the training were both 100%.

The growth rate of disaster prevention officer training



(Using the City's Disaster Prevention Fellowship of 200 in 2020 as the baseline value.)

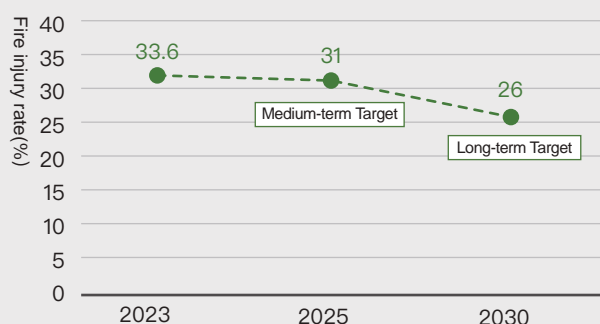


▲ Disaster Prevention Practice Results Sharing

04. Fire Injury reduction program

The City takes the number of fire deaths and injuries per million people as an indicator which aims at reducing the number of fire deaths and injuries, and actively feeds back the results of fire investigations into fire prevention to effectively reduce the incidence of fire injuries and deaths. The City anticipates that the rate of fire injuries and deaths will drop to 26% per million people in 2030.

The fire injury rate per million people

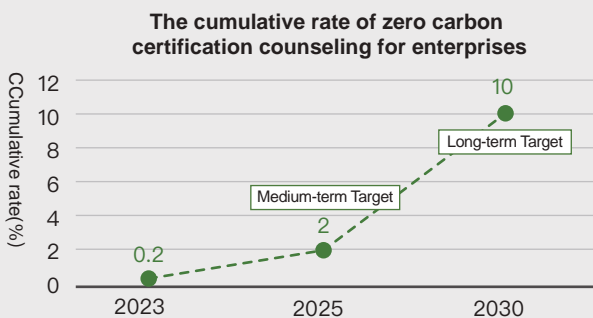




▲ The results of fire scene investigation feed back into fire prevention and rescue to effectively reduce the number of fires.

05. Coaching enterprises to move toward zero carbon certification

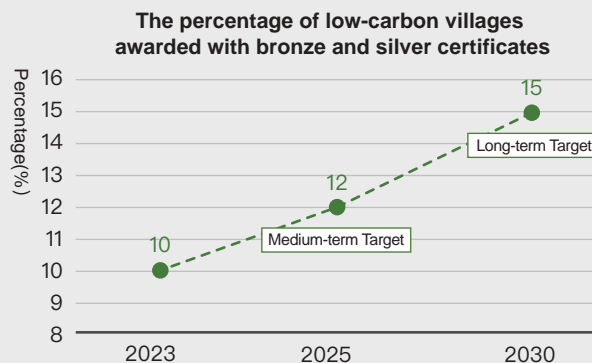
The City assists enterprises in evaluating their carbon reduction paths, establishing a foundation for managing corporate carbon risk, understanding the carbon footprint within the process boundary, assisting in the planning of carbon reduction paths and researching and proposing countermeasures for carbon reduction gaps. We encourage enterprises to build energy management systems, renewable energy sources, and purchase certificates, etc., and assisting enterprises in gradually implementing the commitments of the International Zero Carbon Initiative and moving toward the net-zero goal to achieve the cumulative ratio of 10% of the number of certified counseling.



▲ Enterprise Zero Carbon Certification Counseling - Helping the shopping centers enhance their efficiency of energy-saving.

06. Low-carbon sustainable homes program

Through the promotion of low-carbon sustainable homes, the City has taken practical measures to strengthen publicity and guidance for participating units to implement low-carbon actions or measures and has conferred grades of honor on them for their specific carbon reduction benefits to motivate the people of the country to actively participate in low-carbon actions and enhance the benefits of carbon reduction. According to statistics, by 2022, the number of villages awarded silver and bronze certification in the City reached 9.44%. (Silver level 7 miles, Bronze level 52 miles).



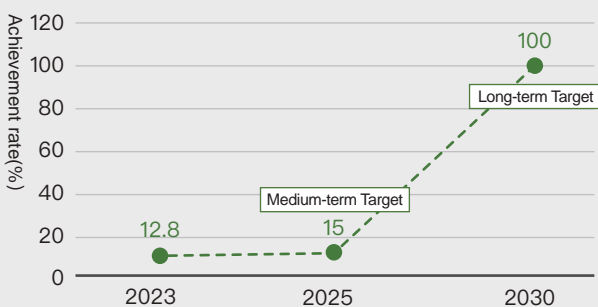
▲ Promoting Resource Reuse and Recycling and Unzi Park area greening —2023 Bronze Certified, Unzi Village, Fengyuan District.



▲ Promoting Resource Reuse and Recycling and Tuchen Park Area Greening—2023 Bronze Certified, Unzi Village, Dali District.

07. Promoting the Taichung City environmental volunteer management and green consumption environmental education and publicity program.

The cumulative growth rate of Zero Carbon Life APP members



▲ Reduce methane emissions and reduce environmental load through Fengyuan Water Resources Center

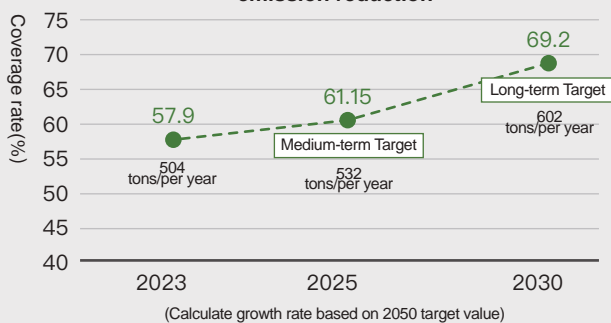
The City promotes five major aspects which cover a green diet, green tourism, green office, green consumption, and green home, and encourages the public to practice green living in their daily lives in terms of food, clothing, housing, transportation, and recreation, and helps the public to join the Eco-Collective APP membership, aiming at accumulating 250,000 members by 2030.

08. Water resource recycling center to reduce household methane emissions

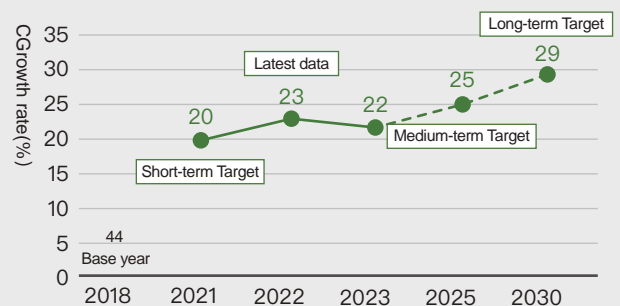
The City manages the household sewage and wastewater through connecting the main and secondary pipes to the Water Resource Recycling Center. The Water Resource Center avoids the direct emissions of methane, originally discharged into septic tanks, through the reuse of biogas and the reduction of sludge to reduce the environmental burden.



The growth rate of household methane emission reduction



The growth rate of low-carbon certified religious



09. Counsel and promote low-carbon for religious venues

Since the end of 2019, the City has launched a low-carbon certification seal with seven counties and municipalities and has formulated the "Low-Carbon Certification Regulations for Taichung City Religious Sites" to proactively counsel religious sites to apply for low-carbon certification. 71 religious venues in the City received the Low Carbon Certification Seal for Religious Venues in 2023, and 281 religious venues received the Low Carbon Certification Seal in 2019.

Urban Renewal Awards for Urban Wind Corridors

The City was the pioneer to introduce the concept of urban corridor among six metropolitan cities. By offering a 2%-5% urban regeneration volume incentive, which was announced and implemented on November 3, 2020, increasing the incentives for the public to apply for urban regeneration and accelerate the promotion of urban regeneration to provide more diversified volume incentives.



SDG 14 Life below Water

Conserve and sustainably use the oceans, seas, and marine resources for sustainable development

In the part of marine ecological protection, the City actively promotes the reduction of marine pollution and the recycling of discarded fishing nets and other wastes. Furthermore, it strengthens the maritime investigation of illegal fishery activities to maintain the ecology and sustainable development of the ocean and coast.

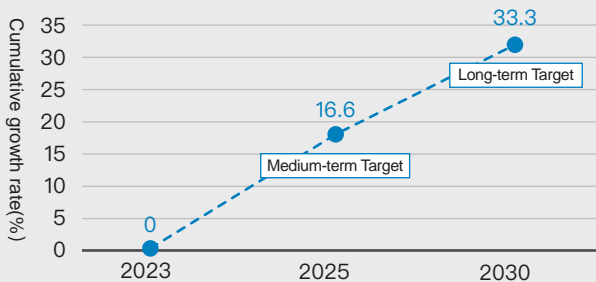
Review SDG Targets of UN (Targets)

- **Target 14.1** : By 2025, prevent and significantly reduce marine pollution of all kinds, in particular from land-based activities, including marine debris and nutrient pollution.

01. Comply with the whitebaits fishing quota plan announced by Fisheries Agency annually

Every year, Fisheries Agency announces the City's quota of captured Whitebaits, and minimum of two checks per month are conducted to eliminate illegal fishing behavior, implement fisheries management, and protect fisheries resources to achieve the goal of sustainable use. The City expects that the cumulative growth rate of the inventory and implementation of sustainable fisheries resources conservation regulations in 2030 will reach 33.3%.

The cumulative growth rate of the inventory and implementation of sustainable fisheries resources conservation norms.

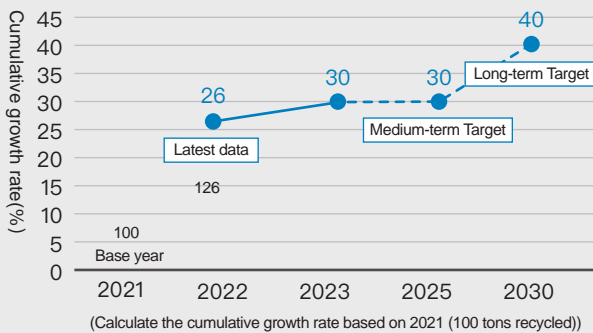


▲ Identify fish species and weigh them in accordance with regulations to prevent overfishing.

02. Reduce marine pollution and recycling waste

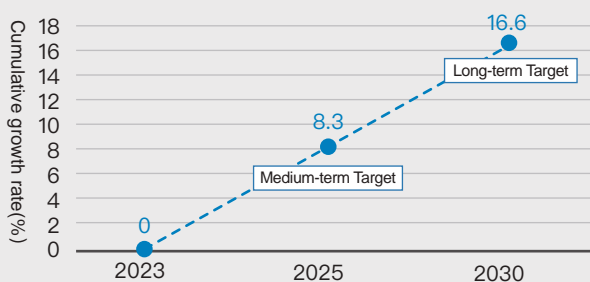
The City encourages fishermen to bring back seagoing waste to the harbor to reduce the marine ecological havoc caused by waste. Meantime, they are required to bring back waste from the other side of the coast or other sea inflow to increase the diversity of fish sources, which is beneficial to both people and themselves. In 2022, 126 tons of waste was recovered.

The cumulative growth rate of recycled marine waste volume



In order to implement the management of gillnetting fishing gear at the source, the City organizes two fishing port inspections per month to counsel fishermen on the implementation of gillnetting gear labeling measures to reduce the arbitrary loss of fishing gear and to reduce the number of ghost fishing nets in the sea and marine waste, and it is estimated that the cumulative growth rate of the gillnetting gear labeling counseling in 2030 will reach 16.6%.

The cumulative growth rate of gillnetting gear labeling counseling





SDG 15 Life on Land

Protect, restore and promote sustainable use of terrestrial ecosystems, sustainably manage forests, combat desertification, and halt and reverse land degradation and halt biodiversity loss

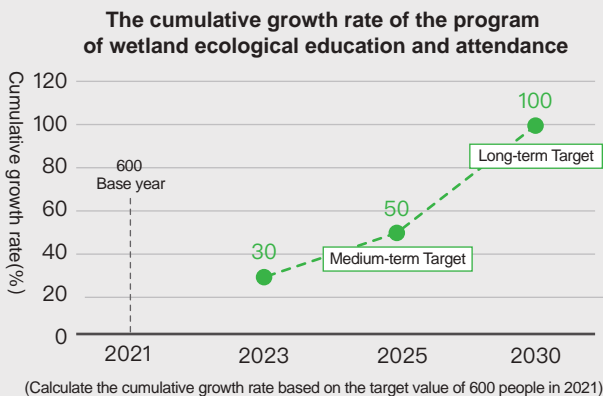
To protect and preserve the terrestrial ecology, the city retains the terrestrial ecology by wetland maintenance, wildlife protection, and afforestation to curb the loss of biodiversity.

Review SDG Targets of UN (Targets)

- ▶ **Target 15.1** : By 2020, ensure the conservation, restoration and sustainable use of terrestrial and inland freshwater ecosystems and their services, in particular forests, wetlands, mountains and drylands, in line with obligations under international agreements.
- ▶ **Target 15.2** : By 2020, promote the implementation of sustainable management of all types of forests, halt deforestation, restore degraded forests and substantially increase afforestation and reforestation globally
- ▶ **Target 15.5** : Take urgent and significant action to reduce the degradation of natural habitats, halting the loss of biodiversity and, by 2020, protect and prevent the extinction of threatened species.

01. Ecological education on wetlands and wildlife sanctuaries

The City organizes yearly wetland education activities to educate the next generation to preserve the wetland and terrestrial ecology. In 2022, the City organized the Kaomei Wetland and Wildlife Sanctuary Eco-Education Activity, which 753 participants attended.



Biodiversity Ecology Activities at Kaomei Wetland

A total of 8 sessions were held in 2019 and 12 sessions in 2020, with each session open to 45 participants, focusing on plants, birds, crabs, etc., in the Kaomei Wildlife Sanctuary to learn about the biodiversity of the Kaomei Wetland by first-hand experience.

Publicize educational activities for removing invasive poaceae plants .

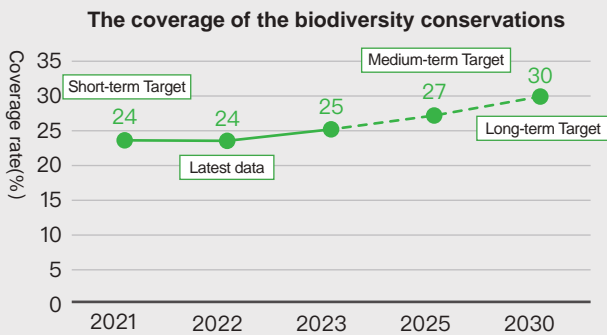
7 indoor and 4 outdoor events were held in 2018, totaling 11 events with 513 participants.
 6 indoor and 4 outdoor events were held in 2019, totaling 10 with 525 participants.
 3 indoor and 3 outdoor events were held in 2020, totaling 6 with 327 participants.



▲ Kaomei Wetland Ecology Guide

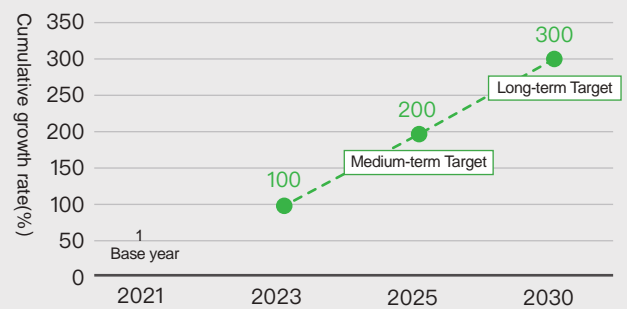
02. Ecological conservation and expansion of biodiversity

The City promotes the expansion of ecological conservation and biodiversity areas and scrutinizes development cases in wildlife reserves or wetlands at all levels to minimize the loss of biodiversity areas due to the development of the land. The coverage rate of biodiversity conservation was 24% by 2022.



The Da'an Water Capsule Ecological Education Park is located in a pond on the south bank of Jialiao River in Da'an District which mainly restores the endangered water caps. The Da'an Water Capsules in the area are perennial aquatic herbaceous plants and are rare plants endemic in the country which is only distributed in the coastal wetlands of Da'an District, Qingshui District, and Longjing District of this city. Due to the rare quantity, the City tries harder to reduce the possibility of extinction by the maintenance and removing exotic animals and plants.

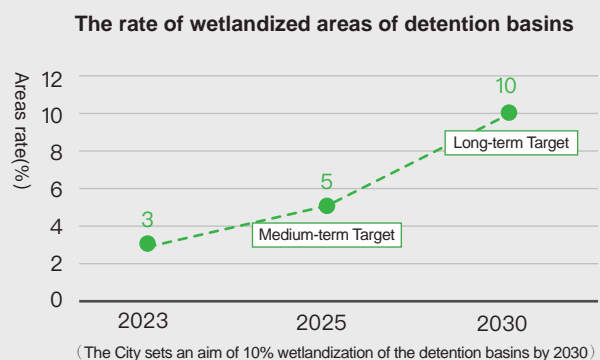
The cumulative growth rate of the number of maintenance and removal of exotic animals and plants in the ecological education park



03. The rate of wetlandized areas of detention basins



▲ Jiuqugou Detention Basin



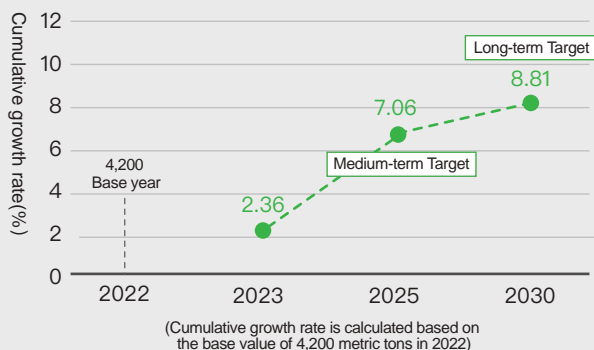


Based on the principle of Nature-based Solutions, the City promotes the conversion of dry detention basins to wetland detention basins for runoff sharing and outflow control facilities, utilizing the ecosystem services provided by aquatic ecosystems (e.g., artificial wetlands, ecological lakes, etc.) to retrieve the connection between people and water and to create a balanced relationship between humans and nature. The City sets an aim of 10% wetlandization of the detention basins by 2030 to increase carbon sinks and reduce greenhouse gas concentrations.

04. Increase forest carbon sink

The inventory of new planting and afforestation work on lands under our jurisdiction helps to increase forest coverage and carbon sequestration, promote alien species removal and corrective afforestation, rehabilitate degraded forest lands, and strengthen the tending and renewal of low-storage artificial forests to expand forest carbon absorption. The area of 20-year-old afforestation trees is about 425 hectares.

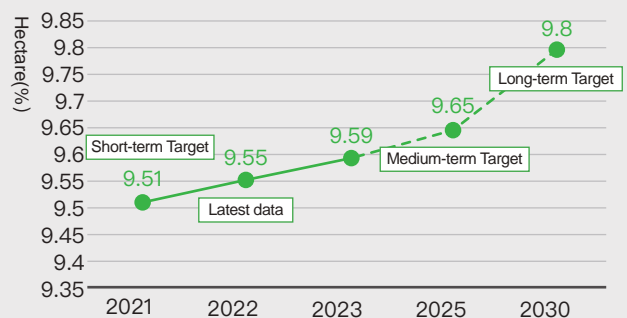
The cumulative growth of forest carbon sinks per year



05. Increase green space per capita

Except for the current parks, the City works with the Civil Affairs Bureau cemetery relocation, the cemetery transformation green landscaping to improve the neighboring landscape to increase the per capita area of green space, to achieve a sponge city and the goal of the climate regulation for being a sustainable city.

The green space per capita





▲ Dali Second Cemetery transformed into green space

Leopard Cat Autonomy Ordinance

The City actively promotes terrestrial ecological conservation. In order to protect stone tigers and their habitats, the City continues to implement the "Taichung Area Stone Tiger Ecological Research and Conservation Education Promotion Plan", conducting surveys of stone tiger habitats and activity ranges, handling conservation education and publicity activities. Meantime, the City implemented the "Taichung City Endangered Species and Important Habitat Ecological Service Payment Promotion Plan" to promote the payment of ecological services for friendly farmland for stone tigers, rewards for community voluntary participation in habitat maintenance, and the invasion of stone tiger into free-range poultry fields notice, the compensation encour

ages friendly agriculture for stone tigers and creates an ecological environment where people and wild animals coexist peacefully. In accordance with the "Taichung City Stone Tiger Conservation Autonomy Ordinance", the City announced the "Taichung City Stone Tiger Conservation Committee Establishment Measures" on April 11, 2023 which promoted various tasks such as the Shihu conservation plan, Shihu hot zone planning, and ecological inspection and consultation for the construction of public projects.



SDG 16 Peace, Justice and Strong Institutions

Promote peaceful and inclusive societies for sustainable development, provide access to justice for all and build effective, accountable, and inclusive institutions at all levels

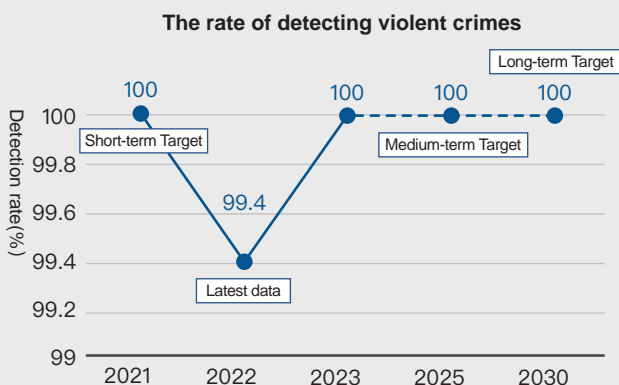
Taichung City adopts scientific and technological law enforcement mechanisms and establishes a fair and open society under the rule of the law to create an efficient, peaceful, and inclusive society.

Review SDG Targets of UN (Targets)

- **Target 16.1** : Significantly reduce all forms of violence and related death rates everywhere.
- **Target 16.2** : End abuse, exploitation, trafficking and all forms of violence against and torture of children.
- **Target 16.6** : Develop effective, accountable and transparent institutions at all levels.
- **Target 16.7** : Ensure responsive, inclusive, participatory and representative decision-making at all levels.
- **Target 16.10** : Ensure public access to information and protect fundamental freedoms, in accordance with national legislation and international agreements

01. Strengthen the power of crime detection and prevention energy to enhance the detection rate of criminal cases

The City is committed to the implementation of various anti-crime strategies. Target on high-profile violent crimes (homicide, burglary, robbery, kidnapping for ransom, forcible sexual intercourse, aggravated assault, and significant financial intimidation) which are to be detected immediately. The City has achieved 100% detection rate of the targeted violent crimes and effectively prevented the occurrence of the cases.



▲ Detecting violent crimes and increasing the detection rate of criminal cases

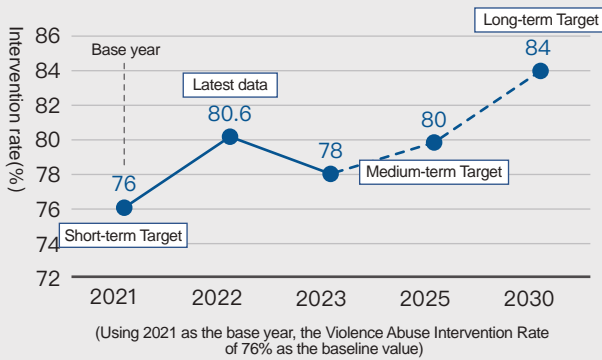
02. Provide network integration services to reduce child abuse cases

The City plans to increase the number of social workers by 126 from 2022 to 2025 in line with the Strengthening the Social Safety Net Program. The newly adding manpower will plunge into the protection work and the implementation of the Family Treatment Plan to increase the intervention rate from 75% to 84% year by year. The City expects that child victimization will be reduced through the high intervention rate and child safety will be ensured.



▲ Community Violence Awareness Programs

The rate of intervenin in violence and abuse



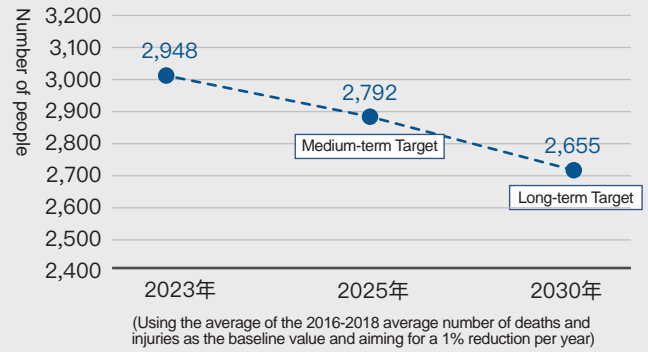
03. Intelligent analytics improve the traffic enforcement efficiency



▲ A technology enforcement system for illegal parking is set up at the intersection of Guoguang Road and Huangong Middle Road in Dali District

The City initiates traffic law enforcement, publicity, and engineering improvement as the starting point, implements safety enforcement at traffic intersections, applies intelligent

The number of traffic fatalities and injuries per 100,000 population

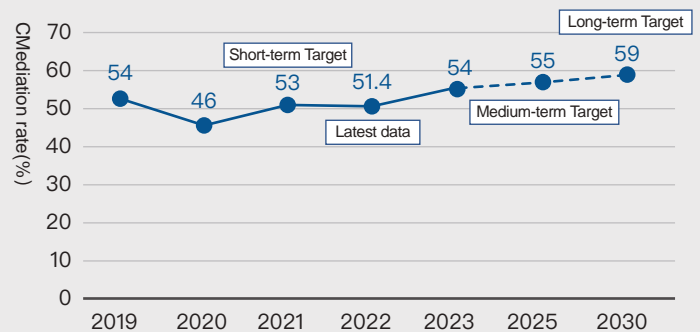


technological analysis, and sets (1) a "Technological Law Enforcement Supervision and Control Center," (2) "Area Average Speed Enforcement Equipment," (3) "Multi-functional Violation Detection System," (4) "Technological Law Enforcement Equipment for Illegal Parking," and (5) "Automated Detection System for Prohibited Large Vehicles and Violation of the Law by Crossing Channelizing-line Marking," and other technological measures to enhance law enforcement efficiency. Through 24-hour non-compliance detection, the City can curb traffic violations, thereby building the concept of law-abiding road users and maintaining space and traffic order for all road user groups, including automobiles, bicycles, and pedestrians to promote a peaceful and tolerant society.

04. Strengthen the mediation system for consumer disputes

The City actively strengthens the mediation system for consumer disputes, listening to the wishes of the parties through the mediators, trying their best to find a consensus acceptable to both parties to allow the parties to resolve their disputes on their own and to reduce the time and cost of resolving the disputes. The mediation rate reached 51.4% in 2022.

The mediation rate of consumer dispute cases



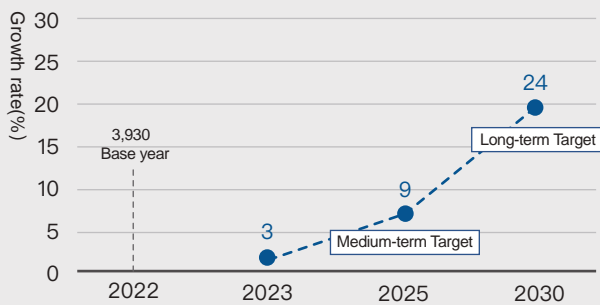


▲ Consumer Dispute Cases

05. 24 hours x 365 days “AI intelligent customer service”

Based on the "Taichung Tax AI Intelligent Customer Service," the City assisted the Ministry of Finance in planning, constructing, and promoting the "National Local Tax Intelligent Customer Service System" in 2022 and gradually optimized the system to provide 24-hour consultation services to the public nationwide. In order to ensure that the City's citizens' tax issues are resolved, the official LINE link consultation is provided. As of the end of July 2023, a total of 3,284 questions were raised, and it is estimated that the number of questions raised in 2030 will be 4,873 with the growth rate of up to 24%.

The growth rate of intelligent customer service questions



(Using the number of questions asked by the public through the Bureau's official LINE smart customer service system of 3,930 times in 2022 as the baseline value, the medium- and long-term target growth rates were set.)

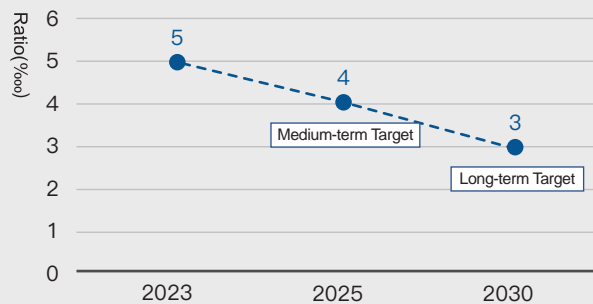


▲ Promoting the National Local Tax Intelligent Customer Service System

06. Promotion of transparent administrative program

In order to realize Taichung's vision of a clean city with strong, clean politics, the City has put forward 349 cases of integrity and transparency measures for implementation, which have effectively minimized external concerns and enhanced the effectiveness of governance. The City has set up a timely procurement integrity platform to oversee and optimize the quality of public works, built an integrity platform for corporate services to promote public-private collaboration on integrity, carried out 301 cases of civil servants' integrity campaigns, deepened public awareness of anti-corruption, and organized 1,320 cases of community involvement activities; hence the City has demonstrated the effectiveness of honesty, integrity, and quantitative performance.

The ratio of corruption and misconduct of the civil servants



▼ 2023 Enterprise Service Integrity Platform Vision Exchange Forum for Small and Medium-sized Enterprises

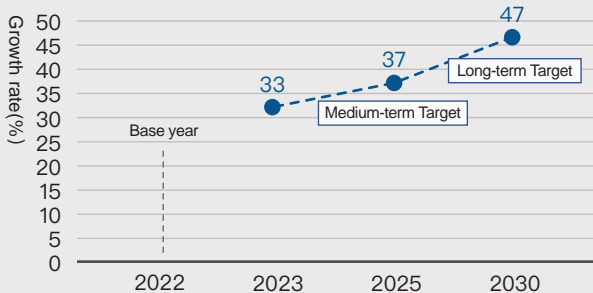


07. Action plan of tax collector's office proactively discovers taxpayer's rights protection cases

The City continues to promote the "Program for Tax Collector's Office Proactively Discovers Taxpayer's Rights Protection Cases" stipulated by the Ministry of Finance to strengthen the effectiveness of the Taxpayer's Rights Protection Officers in helping to resolve tax disputes, to divert the source of litigation, and to achieve the goal of the Judicial Yuan's promotion of the Alternative Dispute Resolution (ADR) Mechanism."

The number of taxpayers' rights protection cases received by the City from 2020 to 2022 was 63, 72, and 80 respectively. As of the end of July 2023, 52 cases were filed, and it is estimated that 93 cases will be filed in 2030 with the growth rate of 47%.

The growth rate of taxpayers' rights protection cases

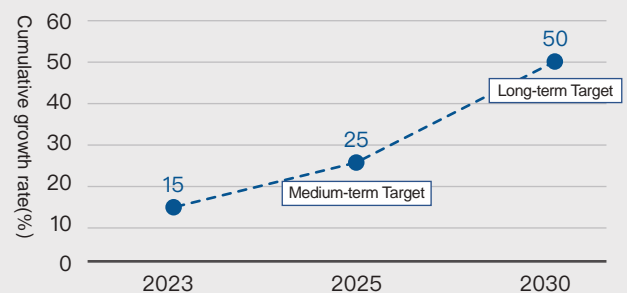


▲ Taxpayer Rights Protection Case Advocacy

08. Promotion of the open data platform

The City implements clean politics, establishes transparency in governance, and strengthens the quantity and quality of data open to all agencies, aiming at a cumulative annual growth rate of 5% in quantity to provide more high-quality data, and the cumulative growth rate of the number of data on open platforms reached 10% in 2022.

The cumulative growth rate of opening platform data numbe

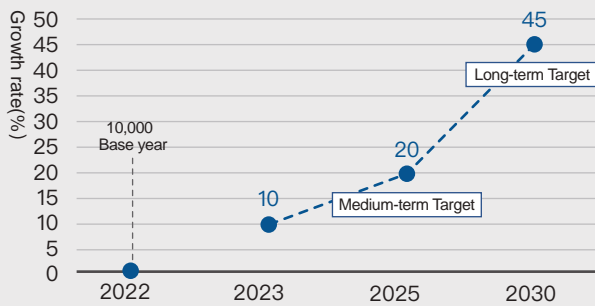


▲ Convene Regular Open Data Review Meetings to Enhance Data Quality

09. MyData tax filing: providing convenience and helping carbon reduction

The City is the pioneer in the nation to fully connect online applications with MyData, the Ministry of Digital Affairs, which allows the public to apply for the necessary documents, verify their identity through natural person certificates, etc., for tax filing and then consented online to instantly transmit their documents from the relevant authorities. To complete the online application at home is convenient, helping carbon-reducing, and promoting the sustainable development of the City. The number of applications is estimated to be 14,500 in 2030 with the growth rate of 45%. As of the end of July 2023, the number of applications totaled 9,694.

The growth rate of online tax filings



(Based on the number of applications for 10,000 applications in 2022 as the benchmark value)



▲ The City is the first in the country to proactively refund VAT to eligible people who want to change their houses.

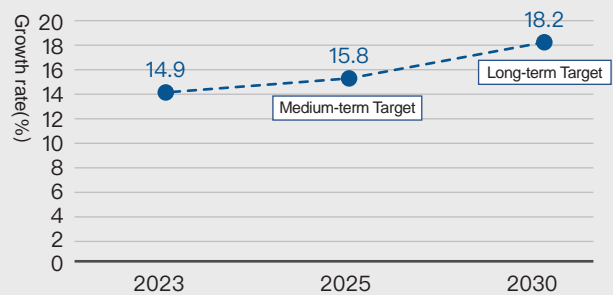
10. Strengthen the promotion of direct transfer tax refund operation plan

The City promotes the direct transfer of local tax refunds to the accounts of financial institutions designated by the refund recipients, which eliminates the inconvenience of receiving and cashing paper checks and the risk of loss,

simplifies administration and facilitates people's convenience, and promotes a good partnership between the taxpayers and the taxpayers.

From 2021 to 2022, the growth rate of direct local tax refund is 7.85% and 13.32% and will grow yearly to reach the target. It is estimated that the growth rate of the direct tax refund rate will reach 18.2% in 2030.

The growth rate of direct local tax refund



讓退稅變得更加簡單

約定【轉帳】退稅

- ★ 退稅直接撥入銀行帳戶
- ★ 手續簡便、一勞永逸
- ★ 快速、安全、可靠

【支票】退稅

- ★ 擔心無人收掛號支票
- ★ 往返金融機構兌領時間
- ★ 支票毀損、遺失風險

勝 VS

17 全球夥伴

退稅撥入帳戶，紙本支票不再有！
繳款方便少困擾，清楚明瞭真是好！
繳納雙方好夥伴，持續發願向邁進！
達成永續發展目標SDG17！

實施要領

1. 長期約定：填寫「委託轉帳代繳(領)各項稅款約定書」寄回。
2. 退稅時約定：申請退稅時，註明以直接轉帳方式退稅。

更多退稅資訊請至——
臺中市政府地方稅務局
退稅快易通專線

客服專線 04-22585000 按1
或免付費電話 0800-000321

臺中市政府地方稅務局

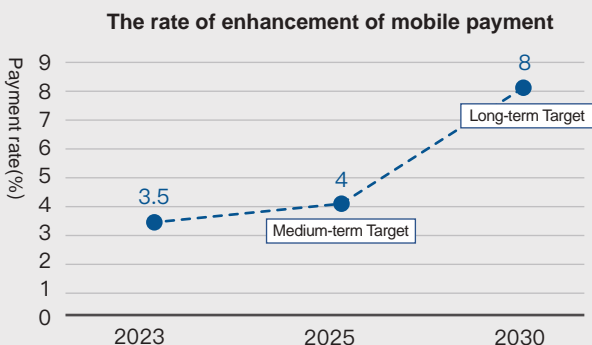
▲ Making Tax Refunds Easier



▲ Diversified Payment of Administrative Fines

11. Payment of administrative fines

The City has been actively planning multiple payment channels for the payment of administrative fines to create a paperless, energy-saving, and carbon reduction-green financial service environment, to increase the convenience of the public in paying the fines and the administrative efficiency, and to realize the vision of low-carbon and sustainable development. According to the statistics, as of July 2023, the number of people using mobile payments reached approximately 3%.



Put an end to environmental crimes and safeguard environmental justice

Under the auspices of the Taichung District Prosecutor's Office, this city invited forestry, soil and water conservation and other relevant units to expand the establishment of the "Procuratorate, Police, Environmental Forestry, Detection and Environmental Crime Joint Team", and installed 33

remote image surveillance equipment in 18 key areas. By means of AI technology, we worked together to detect illegal waste theft and maintained the city's environmental quality. A total of 96 cases were investigated and seized in 2022.



▲ A seminar on the results of the Joint Procuratorate, Police, Environmental Protection and Land Crime Investigation Team

Comprehensive protection of the healthy physical and mental development of children

In response to the United Nations Convention on the Rights of the Child (CRC), which attaches great importance to and protects the rights and interests of children under 18 years old. We enact "Taichung City Convention on the Rights of the Child (CRC) training and publicity and promotion of children's participation in public affairs plan" was formulated which promotes the realization of children's rights, and enhances the public's awareness of CRC through various forms such as publicity activities, education and training, and children's empowerment courses.



SDG 17 Partnerships for the Goals

Strengthen the means of implementation and revitalize the Global Partnership for Sustainable Development

Taichung City actively joins international organizations and develops urban diplomacy, and strengthens global partnerships by international cooperation and sustainable partner volunteer services.

Review SDG Targets of UN (Targets)

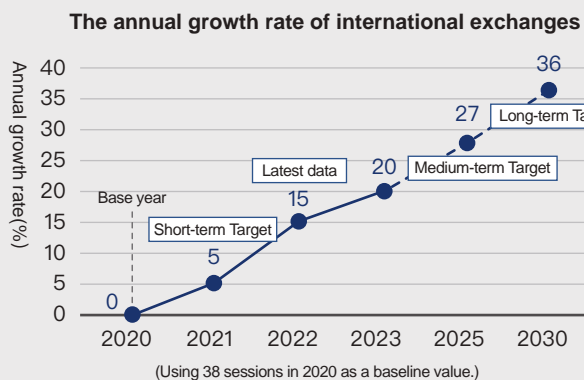
- **Target 17.16** : Enhance the Global Partnership for Sustainable Development, complemented by multi-stakeholder partnerships that mobilize and share knowledge, expertise, technology and financial resources, to support the achievement of the Sustainable Development Goals in all countries, in particular developing countries.

01. City diplomacy sustainability partnership program

The City integrates municipal resources and combines the strengths of enterprises, civil societies, and overseas Chinese, such as sister city/friendship city exchanges and business exchanges, hosting foreign guests, deepening cooperation in international city alliances, and participating in exchange platforms of international organizations. The City actively continues international exchanges, shares relevant municipal experiences, promote synergistic partnerships, and implements multilateral cooperation. In 2021 and 2022, 46 and 51 events were held, respectively, achieving the target growth rate for the year.



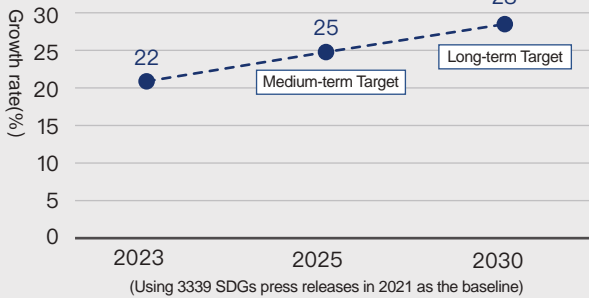
▲ In July 2023, the Mayor was invited to address at the U.S. Chamber of Commerce's Corporate Sustainability Luncheon, where she introduced Taichung's sustainable policies and quality economic and trade environment to many U.S. companies.



02. Strengthen publicity on SDGs press releases

In order to help the public understand the results of the implementation of sustainable operations and strengthen the partnership within the City Government, we promote public understanding of the SDGs through municipal news reports on the sustainability indicators, and it is expected that the number of municipal news stories on the SDGs will grow at the rate of 28% by 2030.

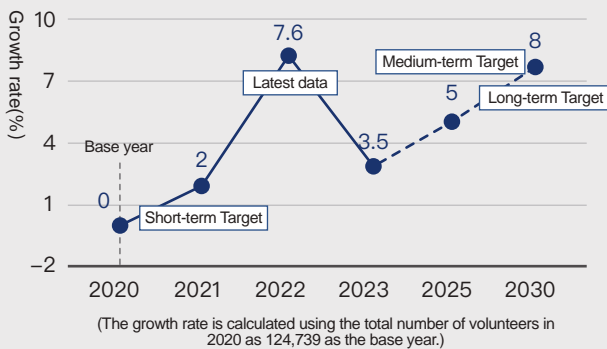
The growth rate of the SDG press releases



03. Volunteer service implementation programs

By the end of 2022, the number of volunteers reached 134,267, an increase of 7.6% compared with 2020, according to the implementation plan of volunteer services actively promoted by the 27 authorities in charge of the purposeful undertakings. Furthermore, the City will continue to expand the types of volunteer services, organize various training, seminars, conferences, and advocacy activities, and strengthen the cross-network cooperation model to deepen the effectiveness of volunteer services.

The growth rate of the number of volunteers

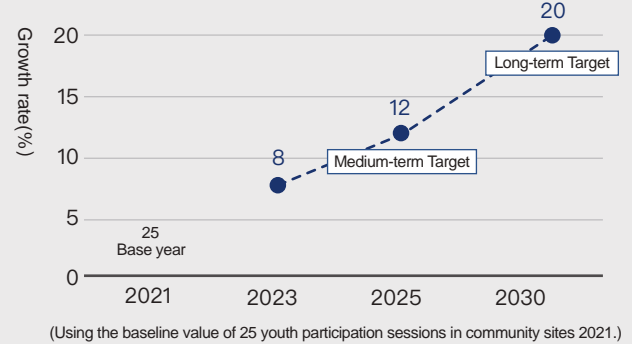


04. Taichung City community site program

In order to encourage the participation of young people, the City organizes activities to promote youth participation in community co-creation by applying their professional knowledge and creativity, proposing innovative action plans for community creation, linking local communities, social groups, and networks, and cultivating local multicultural energies to build a collaborative and co-beneficial society in the light of the multiculturalism, environment, and economy

in the contemporary community. As of the end of July 2023, 27 activities were organized with the growth rate of more than 8%.

The growth rate of youth participation in community co-creation sessions



Join the International Climate Organization and declare the determination to reduce carbon emissions.

The City actively participates in international climate organizations such as Local Governments for Sustainability (ICLEI), Global Covenant of Mayors for Climate & Energy (GCoM), Powering Past Coal Alliance, and Carbon Disclosure Project (CDP). (GCoM), Powering Past Coal Alliance (PPCA) and Carbon Disclosure Project (CDP). For three consecutive years (2018 to 2020), the City received the highest grade (A) in the Carbon Disclosure Project evaluation. In response to the international climate emergency, the City signed a declaration of climate emergency with the Greenpeace Foundation, a consortium of corporations, declaring its determination to reduce carbon emissions to the international community.

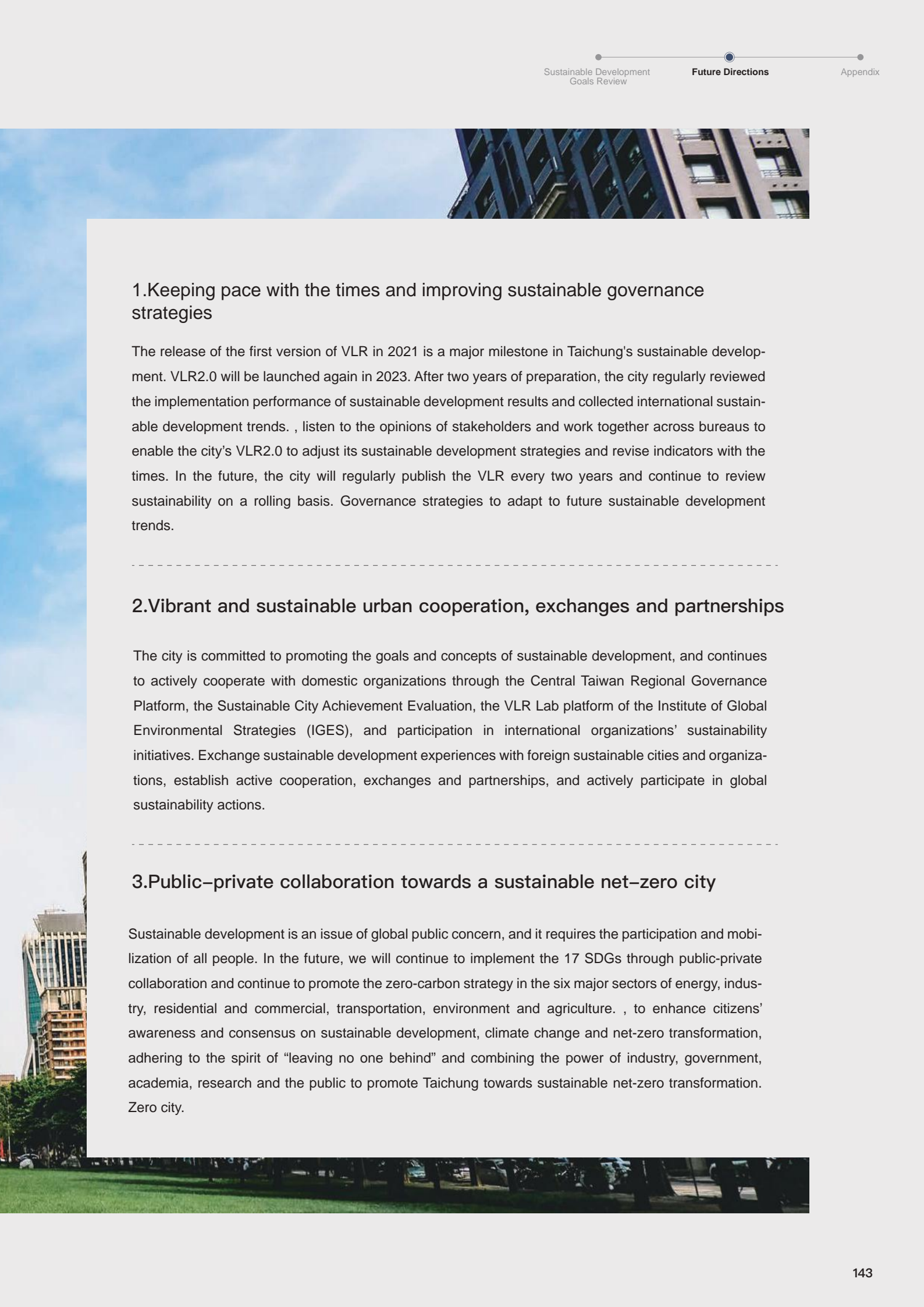
Promote International Non-Governmental Organizations and Establish National Partnerships

To promote the International NGO Center (INGO Center in Taiwan) to attract NGOs in the fields of democracy and human rights, disaster humanitarian relief, sustainable development, public health and medical care, and social welfare to settle in Taichung through exchanges and training of domestic and foreign NGOs, the City looks forward to becoming an important colony for NGO workers in the Asia Pacific region and establishing a long-term and stable global partnership.



IX

Future Directions



1. Keeping pace with the times and improving sustainable governance strategies

The release of the first version of VLR in 2021 is a major milestone in Taichung's sustainable development. VLR2.0 will be launched again in 2023. After two years of preparation, the city regularly reviewed the implementation performance of sustainable development results and collected international sustainable development trends. , listen to the opinions of stakeholders and work together across bureaus to enable the city's VLR2.0 to adjust its sustainable development strategies and revise indicators with the times. In the future, the city will regularly publish the VLR every two years and continue to review sustainability on a rolling basis. Governance strategies to adapt to future sustainable development trends.

2. Vibrant and sustainable urban cooperation, exchanges and partnerships

The city is committed to promoting the goals and concepts of sustainable development, and continues to actively cooperate with domestic organizations through the Central Taiwan Regional Governance Platform, the Sustainable City Achievement Evaluation, the VLR Lab platform of the Institute of Global Environmental Strategies (IGES), and participation in international organizations' sustainability initiatives. Exchange sustainable development experiences with foreign sustainable cities and organizations, establish active cooperation, exchanges and partnerships, and actively participate in global sustainability actions.

3. Public-private collaboration towards a sustainable net-zero city

Sustainable development is an issue of global public concern, and it requires the participation and mobilization of all people. In the future, we will continue to implement the 17 SDGs through public-private collaboration and continue to promote the zero-carbon strategy in the six major sectors of energy, industry, residential and commercial, transportation, environment and agriculture. , to enhance citizens' awareness and consensus on sustainable development, climate change and net-zero transformation, adhering to the spirit of "leaving no one behind" and combining the power of industry, government, academia, research and the public to promote Taichung towards sustainable net-zero transformation. Zero city.



X

Appendix

Appendix I. Taichung City's Happiness Policy, SDGs, Programs/ Action Project (Total 148 indicators, 145 projects)(* New indicator)




The goal of SDGs

SDG1 No Poverty

Dimensions

Society

15 Principles for Protecting Taichung's Happiness	Indicators of sustainable development of Taichung City	Projects of sustainable development of Taichung City	Offices
6	1. The coverage rate of vulnerable families participating in supporting community service	1. Deploy family community to support service project	Social Affairs Bureau
6	2. The rate of opening bank account for child education development	2. Opening bank account for children education development	Social Affairs Bureau
6	3. The coverage rate of low (medium and low) income households participating in poverty reduction measures	3. The project for poverty reduction	Social Affairs Bureau
6	* 4. The growth rate of the cumulative low-income relief	4. Reduction of funeral expenses for low-income households	Civil Affairs Bureau



The goal of SDGs

SDG2 Zero Hunger

Dimensions

Economy

Society

15 Principles for Protecting Taichung's Happiness	Indicators of sustainable development of Taichung City	Projects of sustainable development of Taichung City	Offices
6	1. The failure rate of pesticide use in wholesale markets	1. Strengthen the inspections of using pesticide in wholesale markets to provide consumers with safe food production	Agriculture Bureau
10	2. Organic fertilizer application area	2. Ensure the sustainable development for the food production system	Agriculture Bureau
6	3. The growth rate of the login of food industry	3. Enhance food industry registration on FDA Platform	Health Bureau
6	* 4. The growth rate of the catering industry for passing the self- management	4. Catering hygiene management grading program	Health Bureau



The goal of SDGs

SDG3 Good Health and Well-being

Dimensions

Society

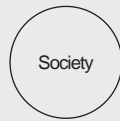
15 Principles for Protecting Taichung's Happiness	Indicators of sustainable development of Taichung City	Projects of sustainable development of Taichung City	Offices
6	1. Infant mortality rate	1. Health care service for pregnant women and children	Health Bureau
6	2. The rate of being infected tuberculosis	2. The project of directly observed therapy treatment of latent tuberculosis	Health Bureau
6	3. The rate of medicine-taken by the AIDS infected	3. Medicine supply for AIDS infected	Health Bureau
5	4. The influenza vaccination rate for elderly aged over 65	4. Influenza vaccination project	Health Bureau
6	5. The coverage rate of service for the disabled	5. The project for the disable to create an inclusive society	Social Affairs Bureau



The goal of SDGs

SDG3 Good Health and Well-being

Dimensions



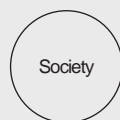
15 Principles for Protecting Taichung's Happiness	Indicators of sustainable development of Taichung City	Projects of sustainable development of Taichung City	Offices
5	6. The growth rate of the elderly participating in learning centers	6. Promote the project of learning centers for the elderly	Social Affairs Bureau
6	7. The rate of adopting long-term care service	7. The project for ten- year long-term care 2.0	Health Bureau
6	8. The coverage rate of instant messaging APP for long-term care	8. APP-set for long-term care	Health Bureau
6	9. The growth rate of psychological counseling home and fixed spots service for the elderly	9. The psychological counseling home and fixed service spots for the elderly	Health Bureau
12	10. The cumulative growth rate of cultural and health stations	10. Long-Term care for indigenous people – Plan for setting up culture and health station	Indigenous People Commission
5	11. The percentage of the population doing sports regularly	11. The project for building National Sports Center	Sport Bureau
6	12. The number of building caused by fires per 100,000 people	12. Plan for reducing the number of buildings caused by fire effectively	Fire Bureau
6	13. The rates of cases recovering from OHCA discharged from the hospital	13. To elevate the trainings for emergency medical paramedic	Fire Bureau
6	* 14. The rates of EMTP	13. To elevate the trainings for emergency medical paramedic	Fire Bureau
6	* 15. The growth rate of the number of age-friendly pharmacies	14. Promote the implementation of age-friendly equipment and services in community pharmacies	Health Bureau
6	* 16. The decline rate of DUI crashes	15. Drunk driving prevention and control	Police Department



The goal of SDGs

SDG4 Quality Education

Dimensions



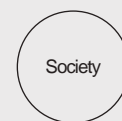
15 Principles for Protecting Taichung's Happiness	Indicators of sustainable development of Taichung City	Projects of sustainable development of Taichung City	Offices
5	1. The coverage of public childcare facilities in administrative districts	1. The project for increasing public nursery centers	Social Affairs Bureau
5	* 2. The rate of infants and young children being sent out-of-home for childcare services	1. The project for increasing public nursery centers	Education Bureau
5	3. The cumulative class growth rate of public preschools	2. Implementation plan for increasing the number of public preschools	Education Bureau
7	4. The cumulative growth rate of the number of teachers and students below senior high school participating in science and technology education	3. Promote science and technology education	Education Bureau
7	5. The cumulative growth rate of international education program student enrollment	4. Promote international education	Education Bureau
7	* 6. The growth rate of the number of schools participating in English (bilingual) education activities	5. Promotion of bilingual and english-related programs or activities below the senior high school level	Education Bureau
5	7. The cumulative growth rate of enrolments in lifelong learning-related courses	6. Promote lifelong learning	Education Bureau
13	8. The average amount of books borrowed by citizens	7. The project for the growth of using libraries	Cultural Affairs Bureau



The goal of SDGs

SDG4 Quality Education

Dimensions



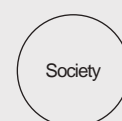
15 Principles for Protecting Taichung's Happiness	Indicators of sustainable development of Taichung City	Projects of sustainable development of Taichung City	Offices
7	9. The growth rate of managing intensive workshops for teachers	8. Intensive workshops for teachers	Education Bureau
7	* 10. The cumulative growth rate of the number of participants in special education enrichment studies	9. Organize integrated education and CRPD-related knowledge learning	Education Bureau



The goal of SDGs

SDG5 Gender Equality

Dimensions



15 Principles for Protecting Taichung's Happiness	Indicators of sustainable development of Taichung City	Projects of sustainable development of Taichung City	Offices
6	1. The growth rate of gender-friendly measures	1. Taichung City Government Organizations promote innovative programs for gender equality	Social Affairs Bureau
6	* 2. The percentage of female supervisors	2. Continue to promote the selection of women for supervisory positions in their affiliated departments	Department of Personnel



The goal of SDGs

SDG6 Clean Water and Sanitation

Dimensions



15 Principles for Protecting Taichung's Happiness	Indicators of sustainable development of Taichung City	Projects of sustainable development of Taichung City	Offices
3	1. The failure rate of drinking water quality	1. To assure the safety of drinking water for citizens	Environmental Protection Bureau
15	2. The rate of overall wastewater treatment	2. Promote the construction project for connecting pipes of the sewage sewer users	Water Resources Bureau
3	3. The proportion of uncontaminated rivers	3. Integrated Water Pollution Prevention and Control Management Plan	Environmental Protection Bureau
3	* 4. The data integrity rate of automatic monitoring of river water quality	4. The applied project for mobile water quality sensor	Environmental Protection Bureau
3	* 5. The growth rate of wastewater recycling volume of large-scale industries	5. Wastewater recycling volume of large-scale industries project	Environmental Protection Bureau
15	* 6. The growth rate of reclaimed water supply	6. Reclaimed water project	Water Resources Bureau



The goal of SDGs

SDG7 Affordable and Clean Energy

Dimensions



15 Principles for Protecting Taichung's Happiness	Indicators of sustainable development of Taichung City	Projects of sustainable development of Taichung City	Offices
15	1. The percentage of renewable energy used	1. Green roofs for all 2. Green energy promotion program 3. Installation of photovoltaic power in municipal utility yards 4. Installation of solar power on factory roofs 5. Installation of photovoltaic power by large power consumers	Economic Development Bureau
15	2. The cumulative growth rate of renewable energy installation capacity	6. Promote small hydroelectric power generation 7. Offshore wind power industry specialized area in Taichung harbor 8. Enterprise net-zero transformation counseling 9. Promotion of green power certificate 10. Counseling for large electricity consumers on regulation 11. Counseling on specific factory rooftop electricity programs	Economic Development Bureau
15	3. The percentage of cumulative solar photovoltaic (PV) area installed in factories		
15	4. The growth rate of resource recycling power generation--Food waste anaerobic	12. Resource recycling power generation program	Environmental Protection Bureau
15	5. The cumulative growth rate of LED energy-saving streetlights replacements	13. LED energy-saving street light replacement program	Construction Bureau



The goal of SDGs

SDG8 Decent Work and Economic Growth

Dimensions



15 Principles for Protecting Taichung's Happiness	Indicators of sustainable development of Taichung City	Projects of sustainable development of Taichung City	Offices
11	1. The cumulative growth rate of company and business registrations	1. Execution of corporate and business registration services	Economic Development Bureau
11	2. The cumulative percentage of assisting to exclude investment barriers	2. Strategic industrial merchants	Economic Development Bureau
11	3. The employment rate	3. Providing employment service resources to enhance job seekers' readiness for employment	Labor Affairs Bureau
11	4. The employment rate of physically challenged students	4. Seminar on employment preparation for physically and mentally challenged students	Labor Affairs Bureau
10	5. The growth rate of coaching cultural and creative industry workers	5. Project for cultural and creative counseling	Cultural Affairs Bureau
10	6. The employment rate after vocational training	6. The project for job trainings for the unemployed	Labor Affairs Bureau
10	7. The occupational disaster rate per 1,000 people	7. Expanding safety and health promotion, counseling, and bottom-up services	Labor Affairs Bureau
13	8. The growth rate of participation in animated film festivals	8. Taichung Film Festival	Information Bureau
13	9. The number of participant in arts and cultural activities	9. Promotion of arts and cultural activities	Cultural Affairs Bureau



The goal of SDGs

SDG8 Decent Work and Economic Growth

Dimensions



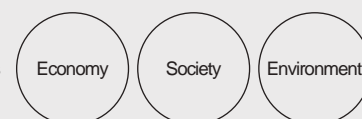
15 Principles for Protecting Taichung's Happiness	Indicators of sustainable development of Taichung City	Projects of sustainable development of Taichung City	Offices
11	* 10. The cumulative growth rate of industrial exhibitions and conventions	10. Promote the development of the convention and exhibition industry	Economic Development Bureau
11	11. The growth rate of hostel accommodation	11. Promotion of tourism	Tourism and Travel Bureau
15	* 12. The cumulative growth rate of the certification for low-carbon hotel		



The goal of SDGs

SDG9 Industry, Innovation, and Infrastructure

Dimensions



15 Principles for Protecting Taichung's Happiness	Indicators of sustainable development of Taichung City	Projects of sustainable development of Taichung City	Offices
15	1. The coverage rate of rainwater sewerages built	1. To increase the building coverage ratio of rainwater sewerages and improve the flood drainage capacity in downtown of the city	Water Resources Bureau
15	2. The cumulative growth rate of permeable sidewalks	2. Construction of permeable sidewalks	Construction Bureau
4	3. The cumulative growth rate of road-flattening projects	3. Road flattening project	Construction Bureau
4	* 4. The cumulative growth rate of green road certification for roads in living areas	4. Green road certification	Construction Bureau
14	* 5. The household Internet penetration rate (%)	5. Overview for the Popularity of Home Networking	Budget, Accounting, and Statistics Office



The goal of SDGs

SDG10 Reduce Inequalities

Dimensions



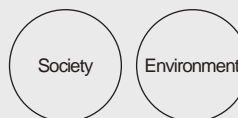
15 Principles for Protecting Taichung's Happiness	Indicators of sustainable development of Taichung City	Projects of sustainable development of Taichung City	Offices
12	1. The cumulative growth rate of Hakka language proficiency Test Application	1. Encourage the participation in hakka proficiency certification	Council for Hakka Affairs
12	* 2. The cumulative growth rate of the number of new immigrant trainees	2. City friendship program - life adaptation counseling class in Taichung	Civil Affairs Bureau
6	3. The coverage rate of Hepatitis B and C screening in remote areas	3. Health care and medical and health services for people in remote areas	Health Bureau



The goal of SDGs

SDG11 Sustainable Cities and Communities

Dimensions



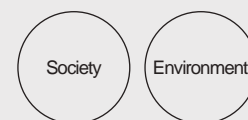
15 Principles for Protecting Taichung's Happiness	Indicators of sustainable development of Taichung City	Projects of sustainable development of Taichung City	Offices
9	1. The cumulative production rate of social housing	1. Council house	Urban Development Bureau
4	2. The proportion of building leisure bicycle lane to be optimized	2. Optimizing the construction of Recreational bike trails	Tourism and Travel Bureau
3	3. The achievement rate of electric vehicle charging station installation	3. Subsidy program for Taichung City electric vehicle charging station	Environmental Protection Bureau
3	4. Environmental Protection Bureau	4. Subsidy programs for the retirement of old motorcycles/scooters and the purchase of new low-pollution vehicles	Environmental Protection Bureau
3	5. The achievement rate of electric vehicle charging facilities in public parking lots	5. Installation and maintenance of electric vehicle charging facilities in public parking lots	Transportation Bureau
3	* 6. The percentage of electrification of official motorcycles	6. Subsidies for replacement of the motorcycles for the public sectors with electric ones	Environmental Protection Bureau
3	7. The rate of electric buses	7. Promoting the central government's "2030 urban bus electrification implementation plan"	Transportation Bureau
3	8. The rate of accessible bus	8. Accessible buses	Transportation Bureau
3	9. The growth rate of urban bus capacity by 2030	9. Bus capacity enhancement program	Transportation Bureau
3	10. The completion rate of public smart parking lots	10. Smart parking	Transportation Bureau
3	* 11. The cumulative growth rate of smart private parking lots	10. Smart parking	Transportation Bureau
14	12. The ratio of smart and non-cash payments in citywide parking lots	10. Smart parking	Transportation Bureau
2	* 13. The growth rate of car and motorcycle sharing	11. Taichung City Shared Mobility Management Act	Transportation Bureau
2	14. The cumulative rental rate of iBike	12. iBike Multiplier Program	Transportation Bureau
2	* 15. The achievement rate of the iBike rental station	12. iBike Multiplier Program	Transportation Bureau
4	16. The achievement rate of intelligent intersection signals	13. Integration of intelligent dynamic signal system with Taichung City intelligent traffic management system TOPIS project	Transportation Bureau
14	17. The completion rate of 3D modeling of newly built houses	14. Moving forward a 3D intelligent land-national basemap spatial data infrastructure plan	Land Administration Bureau
13	18. The growth rate of visitors to cultural assets and premises	15. Preservation and promotion of cultural assets	Cultural Affairs Bureau
13	* 19. The growth rate of the number of activities in the Chingshui Military Dependents' Village Cultural Park	16. Vitalizing and preserving the chingshui military family village cultural park in Taichung	Cultural Affairs Bureau
3	20. The annual average concentration of PM _{2.5}		Environmental Protection Bureau
3	21. The ratio of fine air quality	17. The project for keeping blue sky and white clouds	Environmental Protection Bureau
3	22. The red alert occurrence rate		Environmental Protection Bureau
13	23. The length ratio of total optimization of hiking trails	18. Optimizing the construction of existing hiking trails	Tourism and Travel Bureau
4	24. The cumulative growth rate of new parks	19. Melody Project	Construction Bureau
4	25. The cumulative growth rate of human-oriented environmental construction project	20. Human-oriented environment construction project	Construction Bureau



The goal of SDGs

SDG11 Sustainable Cities and Communities

Dimensions



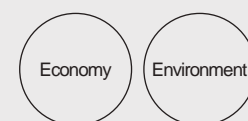
15 Principles for Protecting Taichung's Happiness	Indicators of sustainable development of Taichung City	Projects of sustainable development of Taichung City	Offices
4	26. The cumulative growth rate of improving accessible ramps	21. Accessibility ramp improvement	Construction Bureau
4	27. The design ratio for roof and vertical greening	22. Urban design review system	Urban Development Bureau
9	28. The cumulative carbon sequestration equivalent ratio of livable buildings	23. Promote livable buildings	Urban Development Bureau
13	29. The completion ratio of the length of the verandas safety (the length of the verandas flattening)	24. Veranda safety and flattening program	Urban Development Bureau
4	30. The premium ratio for public toilets	25. Quality public toilet promotion program	Environmental Protection Bureau
14	31. The achievement rate of public land adjustment	26. Replanning for a better Taichung, building a livable and prosperous city	Land Administration Bureau
14	32. The achievement rate of zone expropriation	27. Better zone expropriation, prosperous Taichung	Land Administration Bureau
14	33. The percentage of cadastral land	28. Central subsidized cadastral map resurveys	Land Administration Bureau
3	34. The growth rate of tree burial applications	29. Green burial policy	Civil Affairs Bureau
4	* 35. The accumulated growth rate of tree burial	30. Conversion of public cemeteries into tree burial parks	Civil Affairs Bureau
4	* 36. The cemetery relocation coverage	31. Cemetery relocation	Civil Affairs Bureau



The goal of SDGs

SDG12 Responsible Consumption and Production

Dimensions



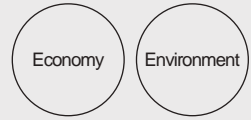
15 Principles for Protecting Taichung's Happiness	Indicators of sustainable development of Taichung City	Projects of sustainable development of Taichung City	Offices
3	1. The abnormal rate of checking the flow of toxic chemical substances	1. Toxic and chemical substances of concern operational flow inspection management	Environmental Protection Bureau
10	2. The cumulative growth rate of certified organic produce area	2. Increase the organic farming area to 650 hectares by 2030	Agriculture Bureau
10	3. The cumulative growth rate of annual carbon reduction of local production and local consumption	3. Local production and local consumption - local farmers' markets	Agriculture Bureau
3	* 4. The growth rate of recycled furniture	4. Recycling of used furniture	Environmental Protection Bureau
3	5. The resource recycling rate	5. Waste reduction and resource recycling	Environmental Protection Bureau
3	6. The bottom ash recycling rate	6. Recycling of bottom ash	Environmental Protection Bureau



The goal of SDGs

SDG12 Responsible Consumption and Production

Dimensions



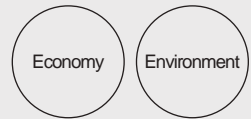
15 Principles for Protecting Taichung's Happiness	Indicators of sustainable development of Taichung City	Projects of sustainable development of Taichung City	Offices
15	7. The cumulative achievement rate of waste-derived fuel use	7. Solid Recovered Fuel (SRF) pilot program	Environmental Protection Bureau
3	* 8. The growth rate of online auction sales of scrap	8. Promoting the online auction of recyclables scraps managed by schools and organizations	Finance Bureau
3	* 9. The growth rate of green purchasing	9. Green purchasing promotion program for private enterprises and organizations	Environmental Protection Bureau
3	* 10. The tracking rate of waste cleanup stream	10. Waste cleanup stream track program	Environmental Protection Bureau
15	* 11. Pig farms optimize wastewater treatment or biogas reuse	11. Livestock restructuring and upgrading, waste reduction at source and resource recycling	Agriculture Bureau



The goal of SDGs

SDG13 Climate Action

Dimensions



15 Principles for Protecting Taichung's Happiness	Indicators of sustainable development of Taichung City	Projects of sustainable development of Taichung City	Offices
15	1. The emission reduction rate of greenhouse gases	1. Taichung City greenhouse gas reduction plan	Environmental Protection Bureau
3	* 2. The percentage of enterprises' carbon emission inspection	1. Taichung City greenhouse gas reduction plan	Environmental Protection Bureau
15	3. The annual growth rate of the number of participants in environmental education on water resources	2. Setting up environmental education facilities and venues to promote water environment education	Water Resources Bureau
15	4. The growth rate of disaster prevention officer training	3. Promotion of the disaster prevention officer system	Fire Bureau
6	* 5. The fire injury rate per million people	4. Fire Injury reduction program	Fire Bureau
3	* 6. The cumulative rate of zero carbon certification counseling for enterprises	5. Coaching enterprises to move toward zero carbon certification	Economic Development Bureau
3	* 7. The percentage of low-carbon villages awarded with bronze and silver certificates	6. Low-carbon sustainable homes program	Environmental Protection Bureau
3	* 8. The cumulative growth rate of Zero Carbon Life APP members	7. Promoting the Taichung City environmental volunteer management and green consumption environmental education and publicity program	Environmental Protection Bureau
3	* 9. The growth rate of household methane emission reduction	8. Water resource recycling center to reduce household methane emissions	Water Resources Bureau
3	10. The growth rate of low-carbon certified religious venues	9. Counsel and promote low-carbon for religious venues	Civil Affairs Bureau



The goal of SDGs

SDG14 Life below Water

Dimensions

Environment



15 Principles for Protecting Taichung's Happiness	Indicators of sustainable development of Taichung City	Projects of sustainable development of Taichung City	Offices
10	* 1. The cumulative growth rate of the inventory and implementation of sustainable fisheries resources conservation norms	1. Comply with the whitebaits fishing quota plan announced by Fisheries Agency annually	Agriculture Bureau
10	2. The cumulative growth rate of recycled marine waste volume	2. Reduce marine pollution and recycling waste	Agriculture Bureau
10	* 3. The cumulative growth rate of gillnetting gear labeling counseling	2. Reduce marine pollution and recycling waste	Agriculture Bureau



The goal of SDGs

SDG15 Life on Land

Dimensions

Environment



15 Principles for Protecting Taichung's Happiness	Indicators of sustainable development of Taichung City	Projects of sustainable development of Taichung City	Offices
15	1. The cumulative growth rate of the program of wetland ecological education and attendance	1. Ecological education on wetlands and wildlife sanctuaries	Agriculture Bureau
15	2. The coverage of the biodiversity conservations	2. Ecological conservation and expansion of biodiversity	Agriculture Bureau
15	* 3. The cumulative growth rate of the number of maintenance and removal of exotic animals and plants in the ecological education park	2. Ecological conservation and expansion of biodiversity	Agriculture Bureau
15	* 4. The rate of wetlandized areas of detention basins	3. The rate of wetlandized areas of detention basins	Water Resources Bureau
3	* 5. The cumulative growth of forest carbon sinks per year	4. Increase forest carbon sink	Agriculture Bureau
4	* 6. The green space per capita	5. Increase green space per capita	Construction Bureau



The goal of SDGs

SDG16 Peace, Justice and Strong Institutions

Dimensions

Economy



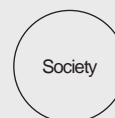
15 Principles for Protecting Taichung's Happiness	Indicators of sustainable development of Taichung City	Projects of sustainable development of Taichung City	Offices
6	1. The rate of detecting violent crimes	1. Strengthen the power of crime detection and prevention energy to enhance the detection rate of criminal cases	Police Department
6	2. The rate of intervenin in violence and abuse	2. Provide network integration services to reduce child abuse cases	Social Affairs Bureau
6	3. The number of traffic fatalities and injuries per 100,000 population	3. Intelligent analytics improve the traffic enforcement efficiency	Police Department



The goal of SDGs

SDG16 Peace, Justice and Strong Institutions

Dimensions



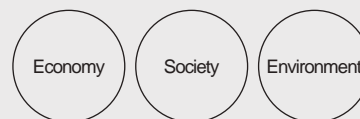
15 Principles for Protecting Taichung's Happiness	Indicators of sustainable development of Taichung City	Projects of sustainable development of Taichung City	Offices
14	4. The mediation rate of consumer dispute cases	4. Strengthen the mediation system for consumer disputes	Legal Affairs Bureau
14	5. The growth rate of intelligent customer service questions	5. 24 hours x 365 days "AI intelligent customer service"	Local Tax Bureau
14	* 6. The growth rate of taxpayers' rights protection cases	6. Action plan of tax collector's office proactively discovers taxpayer's rights protection cases	Local Tax Bureau
14	* 7. The ratio of corruption and misconduct of the civil servants	7. Promotion of transparent administrative program	Civil Service Ethics Office
14	* 8. The cumulative growth rate of opening platform data numbe	8. Promotion of the open data platform	Digital Affairs Bureau
14	* 9. The growth rate of online tax filings	9. MyData tax filing: providing convenience and helping carbon reduction	Local Tax Bureau
14	* 10. The growth rate of direct local tax refund	10. Strengthen the promotion of direct transfer tax refund operation plan	Local Tax Bureau
14	* 11. The rate of enhancement of mobile payment	11. Payment of administrative fines	Legal Affairs Bureau



The goal of SDGs

SDG17 Partnerships for the Goals

Dimensions



15 Principles for Protecting Taichung's Happiness	Indicators of sustainable development of Taichung City	Projects of sustainable development of Taichung City	Offices
11	1. The annual growth rate of international exchanges	1. City diplomacy sustainability partnership program	Secretariat
13	* 2. The growth rate of the SDG press releases	2. Strengthen publicity on SDGs press releases	Information Bureau
14	3. The growth rate of the number of volunteers	3. Volunteer service implementation programs	Social Affairs Bureau
13	* 4. The growth rate of youth participation in community co-creation sessions	4. Taichung City community site program	Cultural Affairs Bureau



▲ Taichung Station

Appendix II Description of Taichung City's Sustainable Development Indicators and Short-, Medium-, and Long-Term Target Values (Total of 148 Indicators and 145 Projects)(* New indicator)



The goal of SDGs

SDG1 No Poverty

Target	Output indicators	Responsible Agency	2021 Short-term Target	2022 Achievement rate	Light signal	2025 Medium-term Target	2030 Long-term Target
Target 1.2		Social Affairs Bureau	12%	120.89%	●	15.5%	16%
Indicator							
1. The coverage rate of vulnerable families participating in supporting community service							

Calculation: number of participants in family community support services/total number of vulnerable family case opening services X 100%.(Base year: 2021)(Baseline: 12%)							

Target	Output indicators	Responsible Agency	2021 Short-term Target	2022 Achievement rate	Light signal	2025 Medium-term Target	2030 Long-term Target
Target 1.4		Social Affairs Bureau	55%	120%	●	62%	65%
Indicator							
2. The rate of opening bank account for child education development							

Definition: Children and adolescents born after January 1, 2016, until they reach the age of 18 in an enrolled low (low) income household or long-term placement.							
Calculation: actual number of people applying to open accounts each year/number of people eligible for the program each year X 100%.							

Target	Outcome indicators	Responsible Agency	2021 Short-term Target	2022 Achievement rate	Light signal	2025 Medium-term Target	2030 Long-term Target
Target 1.4		Social Affairs Bureau	6%	138.52%	●	8.48%	8.5%
Indicator							
3. The coverage rate of low (medium and low) income households participating in poverty reduction measures							

Calculation: number of participants in poverty alleviation measures/number of people with low (low-middle) income X 100%. [Using 2021 as the base year, the coverage rate is 4.7% (with the suspension of activities in line with the anti-epidemic measures), and the coverage rate is 8.45% in 2022].							

2021 Short-term Target	2022 Achievement rate	Light signal	2025 Medium-term Target	2030 Long-term Target
N/A *New indicator	N/A *New indicator	—	412.1%	901.4%

Target 1.4

Output indicators

Civil Affairs Bureau

Indicator

*** 4. The growth rate of the cumulative low-income relief**

Definition: Using 2021 as the base year (1022 cases), the cumulative annual growth rate of the calculation of the cases of low-income households with actual rental waivers for public funeral facilities.

Calculation: (Cumulative 2021 to current year total waivers - waivers in 2021) / waivers in 2021 X 100%



The goal of SDGs

SDG2 Zero Hunger

2021 Short-term Target	2022 Achievement rate	Light signal	2025 Medium-term Target	2030 Long-term Target
10%	100%	●	6%	5%

Target 2.1

Output indicators

Agriculture Bureau

Indicator

1. The failure rate of pesticide use in wholesale markets

Definition: The failure rate of random on-site sampling and testing of medicines used in agricultural products based on wholesale markets.

2021 Short-term Target	2022 Achievement rate	Light signal	2025 Medium-term Target	2030 Long-term Target
10% 7,600 hectares (Baseline)	95.6%	●	8%	18%

Target 2.4

Output indicators

Agriculture Bureau

Indicator

2. Organic fertilizer application area

Definition: Provide guidance to farmers on using domestically produced organic fertilizers, reduce chemical fertilizers, improve the quality of land and soil, increase production capacity and productivity, ensure food safety, and promote the sustainable development of the agricultural industry.
By the target value of the area for farmers to apply for subsidies for domestic organic fertilizers in 2021: 7,600 hectares, and adopting the cumulative growth rate.

2021 Short-term Target	2022 Achievement rate	Light signal	2025 Medium-term Target	2030 Long-term Target
15%	101.2%	●	55%	80%

Target 2.c **Output indicators** **Health Bureau**

Indicator
3. The growth rate of the login of food industry

Definition: Using the number of food business registers in 2020 as the base (27,412)
Calculation: (Annual number of food business registrations - 2020 number of food business registrations) / 2020 number of registrations X 100%.

2021 Short-term Target	2022 Achievement rate	Light signal	2025 Medium-term Target	2030 Long-term Target
N/A *New indicator	N/A *New indicator	-	12%	25%

Target 2.1 **Output indicators** **Health Bureau**

Indicator
*** 4. The growth rate of the catering industry for passing the self- management**

Calculation: Those who have passed the city's food and beverage industry autonomous sanitation management assessment work plan have been awarded the badge of merit. The growth rate is calculated by taking the 200 in 2021 as the base number, $(X-200)/200 \times 100\%$, and X is the number of operators passing the assessment yearly.

3 GOOD HEALTH AND WELL-BEING The goal of SDGs
SDG3 Good Health and Well-being

2021 Short-term Target	2022 Achievement rate	Light signal	2025 Medium-term Target	2030 Long-term Target
3.4‰	100%	●	3.4‰	3.0‰

Target 3.2 **Outcome indicators** **Health Bureau**

Indicator
1. Infant mortality rate

Calculation: (number of infant deaths in the year/number of live births in the year) X 1,000.

2021 Short-term Target	2022 Achievement rate	Light signal	2025 Medium-term Target	2030 Long-term Target
28.4%	100%	●	24.4%	19.4%

Target 3.3 **Outcome indicators** **Health Bureau**

Indicator
2. The rate of being infected tuberculosis

Calculation: (number of infant deaths in the year/number of live births in the year) X 1,000.

2021 Short-term Target	2022 Achievement rate	Light signal	2025 Medium-term Target	2030 Long-term Target
93%	102.25%	●	94%	95%

Target 3.3 **Output indicators** **Health Bureau**

Indicator

3. The rate of medicine-taken by the AIDS infected

Calculation: (Surviving and non-departed HIV-infected persons of the city's nationality with records of at least one dose of medication / Surviving and non-departed HIV-infected persons of the city's nationality)

2021 Short-term Target	2022 Achievement rate	Light signal	2025 Medium-term Target	2030 Long-term Target
50%	110.2%	●	52%	54%

Target 3.8 **Output indicators** **Health Bureau**

Indicator

4. The influenza vaccination rate for elderly aged over 65

Definition: Elderly aged 65 or above in the city (including those cared for in institutions such as hospice, nursing care, long-term care, etc., but excluding the staff of the institutions).

Calculation: Number of vaccinations/number of mid-year population aged 65 or above in the city X 100%.

2021 Short-term Target	2022 Achievement rate	Light signal	2025 Medium-term Target	2030 Long-term Target
15%	97.7%	●	18%	19%

Target 3.8 **Outcome indicators** **Social Affairs Bureau**

Indicator

5. The coverage rate of service for the disabled

Definition: The number of people who can be served by the community-based service center for the physically challenged as the numerator.

Calculation: The number of people with mental retardation who need to be taken care of in the community as the denominator, which is calculated as a (the number of people with mental retardation aged 18-64 living in the community is 10,283) * b (the rate of unemployed people with mental retardation is 79.59%) * c (the rate of people with mental retardation who cannot take care of themselves in the home is 56.41%).

2021 Short-term Target	2022 Achievement rate	Light signal	2025 Medium-term Target	2030 Long-term Target
N/A *New indicator	N/A *New indicator	—	34.7%	45.7%

Target 3.7 **Output indicators** **Social Affairs Bureau**

Indicator

6. The growth rate of the elderly participating in learning centers

Definition: Student enrollment in 2020 with 45,285 as the parent number to calculate the participation growth rate.

Calculation: (current year's enrollment - 2020 enrollment) / 2020 enrollment *100%.

	2021 Short-term Target	2022 Achievement rate	Light signal	2025 Medium-term Target	2030 Long-term Target
Target 3.8	50%	100%	●	73%	76%

Output indicators **Health Bureau**

Indicator

7. The rate of adopting long-term care service

Calculation: Number of people requiring long-term care services/estimated demand for long-term care X 100%.

	2021 Short-term Target	2022 Achievement rate	Light signal	2025 Medium-term Target	2030 Long-term Target
Target 3.8	25%	145%	●	75%	80%

Output indicators **Health Bureau**

Indicator

8. The coverage rate of instant messaging APP for long-term care

Calculation: current year long-term care APP download rate / current year long-term care service users X 100%.

	2021 Short-term Target	2022 Achievement rate	Light signal	2025 Medium-term Target	2030 Long-term Target
Target 3.8	15%	100%	●	24%	34%

Outcome indicators **Health Bureau**

Indicator

9. The growth rate of psychological counseling home and fixed spots service for the elderly

Definition: Psychological counseling services provided by professional psychologists for the City's emotionally disturbed and high-risk populations. The baseline value is the number of psychological counseling services in 2020 (3,600 sessions).

Calculation: (current year psychological counseling service volume - 2020 service volume) / 2020 service volume X 100%.

	2021 Short-term Target	2022 Achievement rate	Light signal	2025 Medium-term Target	2030 Long-term Target
Target 3.8	85%	100%	●	92%	100%

Output indicators **Indigenous People Commission**

Indicator

10. The cumulative growth rate of cultural and health stations

Calculation: outcome/target = growth rate.
 Calculated based on the number of cultural and health stations established in Taichung City, providing 24 stations now, and the target value of 28 stations by 2030.

2021 Short-term Target	2022 Achievement rate	Light signal	2025 Medium-term Target	2030 Long-term Target
28	100%	●	25	22

Target 3.9

Output indicators

Fire Bureau

Indicator

11. The number of building caused by fires per 100,000 people

Calculation: number of building fires/population (by one hundred thousand).

2021 Short-term Target	2022 Achievement rate	Light signal	2025 Medium-term Target	2030 Long-term Target
33.1%	98.19%	●	33.2%	33.5%

Target 3.d

Outcome indicators

Sport Bureau

Indicator

12. The percentage of the population doing sports regularly

Definition: Percentage of the population over 13 years old in Taichung City exercise for 30 minutes each time.three times a week

2021 Short-term Target	2022 Achievement rate	Light signal	2025 Medium-term Target	2030 Long-term Target
4.34%	100%	●	4.82%	5.42%

Target 3.d

Output indicators

Fire Bureau

Indicator

13. THE RATES OF CASES RECOVERING FROM OHCA DISCHARGED FROM THE HOSPITAL

Definition: OHCA cases recovery discharge rate: the ratio of the number of recovery discharges to the number of OHCA cases.

2021 Short-term Target	2022 Achievement rate	Light signal	2025 Medium-term Target	2030 Long-term Target
7.14%	100%	●	9.14%	11.64%

Target 3.d

Output indicators

Fire Bureau

Indicator

* **14. The rates of EMTP**

Definition: EMTP ratio: the ratio of EMTP to ambulance manpower.

2021 Short-term Target	2022 Achievement rate	Light signal	2025 Medium-term Target	2030 Long-term Target
N/A *New indicator	N/A *New indicator	—	20%	40%

Target 3.7 **Output indicators** **Health Bureau**

Indicator

* **15. The growth rate of the number of age-friendly pharmacies**

Calculation: The number of homes where the City's pharmacy has provided age-friendly equipment or services and has applied to the Council to obtain a labeled home. Using 250 homes in 2021 as the parent number $(X-250)/250 \times 100\%$ to calculate the growth rate.


2021 Short-term Target	2022 Achievement rate	Light signal	2025 Medium-term Target	2030 Long-term Target
N/A *New indicator	N/A *New indicator	—	96%	91%

Target 3.6 **Outcome indicators** **Police Department**

Indicator

* **16. The decline rate of DUI crashes**

Definition: Based on the 2020 and 2021 average number of general DUI crashes: 2,723. Using a 1% annual decrease in the number of general drunk driving incidents as the benchmark.

 The goal of SDGs
SDG4 Quality Education

2021 Short-term Target	2022 Achievement rate	Light signal	2025 Medium-term Target	2030 Long-term Target
50%	100%	●	96%	100%

Target 4.2 **Output indicators** **Social Affairs Bureau**

Indicator

1. The coverage of public childcare facilities in administrative districts

Definition: The ratio of the number of public childcare facilities in the city to the number of administrative districts in the city with a population of 200 or more children aged 0-1 by the end of 2023, based on the Ministry of Health and Welfare's performance assessment indicators. Calculated as the ratio of the number of public childcare facilities built in the city's townships (towns, cities, and districts) to the number of administrative districts. (Base year: 2020)

2021 Short-term Target	2022 Achievement rate	Light signal	2025 Medium-term Target	2030 Long-term Target
25%	96%	●	28%	30%

Target 4.2 **Output indicators** **Social Affairs Bureau**

Indicator

* **2. The rate of infants and young children being sent out-of-home for childcare services**

Calculation: The performance indicators for the care of infants and young children aged 0 to 2 (under 2 years old) are based on the Ministry of Health and Welfare's "countermeasure plan for reduced birthrate in Taiwan," and the out-of-home care rate is used as the indicator method of calculation, with the performance indicators for each year from 2018 to 2024, based on the goal of increasing the city's out-of-home childcare capacity (base year: 2020).

2021 Short-term Target	2022 Achievement rate	Light signal	2025 Medium-term Target	2030 Long-term Target
3%	100%	●	15%	20%

Target 4.2

Output indicators

Education Bureau

Indicator

3. The cumulative class growth rate of public preschools

Definition: The cumulative growth rate of the number of additional classes in the City's public and non-profit kindergartens in the current year compared to the base year (using 2020 as the base year; the number of classes in 2020 was 798).

2021 Short-term Target	2022 Achievement rate	Light signal	2025 Medium-term Target	2030 Long-term Target
15,000 Attendances (Baseline)	100%	●	40%	70%

Target 4.b

Output indicators

Education Bureau

Indicator

4. The cumulative growth rate of the number of teachers and students below senior high school participating in science and technology education

Definition: The total number of students and teachers who participated in the various related courses and activities of the program, including the courses, activities, camps, science fairs, and science school fairs. (Using 15,000 participants in 2021 as the base year).

2021 Short-term Target	2022 Achievement rate	Light signal	2025 Medium-term Target	2030 Long-term Target
8,000 Attendances (Baseline)	100%	●	12.5%	25%

Target 4.7

Output indicators

Education Bureau

Indicator

5. The cumulative growth rate of international education program student enrollment

Definition: The number of students in the City who participate in the cloud English academy, dual enrollment program, bilingual and international experimental classes. (Using 2021 as the base year; 8,000 participants in 2021)

2021 Short-term Target	2022 Achievement rate	Light signal	2025 Medium-term Target	2030 Long-term Target
N/A *New indicator	N/A *New indicator	—	73.5%	100%

Target 4.7

Output indicators

Education Bureau

Indicator

*** 6. The growth rate of the number of schools participating in English (bilingual) education activities**

Definition: Calculated based on the ratio of the number of schools participating in bilingual and English-related programs or activities to the total number of schools in Taichung City public schools below the senior secondary level. (by the year of 2022; the number of participating schools was 158.)

2021 Short-term Target	2022 Achievement rate	Light signal	2025 Medium-term Target	2030 Long-term Target
151,000enrollments (baseline)	103.3%	●	22%	23%

Target 4.a

Output indicators

Education Bureau

Indicator

7. The cumulative growth rate of enrolments in lifelong learning-related courses

Definition: Calculates the cumulative growth rate of enrollment in lifelong learning-related courses offered at the City's community colleges and the Center for Aging Learning for each year compared to 2021 using the cumulative growth rate of enrollment in lifelong learning-related courses offered at the City's community colleges and the Center for Aging Learning for each type of enrollment in 2021 as the baseline value (151,000 enrollment).

2021 Short-term Target	2022 Achievement rate	Light signal	2025 Medium-term Target	2030 Long-term Target
4.99 books/person	105.96%	●	5.44 books/person	5.72 books/person

Target 4.a

Output indicators

Cultural Affairs Bureau

Indicator

8. The average amount of books borrowed by citizens

Definition: It is used to assess the utilization rate of the library's collection and also reflects the quality of the collection and the capability to promote reading.

Calculation: Libraries' circulation per capita = total annual circulation/population served.

2021 Short-term Target	2022 Achievement rate	Light signal	2025 Medium-term Target	2030 Long-term Target
1,300 sessions (baseline)	100%	●	12%	15%

Target 4.c

Output indicators

Education Bureau

Indicator

9. The growth rate of managing intensive workshops for teachers

Definition: The quality of education originates from the teacher's professionalism which needs to continuously improve their professional development to support student learning.

Calculation: The number of sessions of intensive teaching and learning and professional learning communities for teachers was based as a reference for the indicator. (Using 1,300 sessions in 2021 as the benchmark).

2021 Short-term Target	2022 Achievement rate	Light signal	2025 Medium-term Target	2030 Long-term Target
N/A *New indicator	N/A *New indicator	—	20%	30 %

Target 4.c

Output indicators

Education Bureau

Indicator

*** 10. The cumulative growth rate of the number of participants in special education enrichment studies**

Definition: Total cumulative participation of school personnel (e.g., principals, administrators, teachers, etc.) and professionals related to special education professional team services, special education teacher aides, and special education student aides CRPD at each school. (Using 2021 as the base year, the baseline value was 150.)



The goal of SDGs
SDG5 Gender Equality

2021 Short-term Target	2022 Achievement rate	Light signal	2025 Medium-term Target	2030 Long-term Target
20%	100%	●	40%	60%

Target 5.c **Output indicators** **Social Affairs Bureau**

Indicator

1. The growth rate of gender-friendly measures

Definition: Gender equality policy measures include measures to remove gender stereotypes, build a gender-friendly environment, enhance women's economic power, and promote women's participation in public affairs.
(Base year: 2020)
Baseline: 50 gender-friendly measures)

2021 Short-term Target	2022 Achievement rate	Light signal	2025 Medium-term Target	2030 Long-term Target
N/A *New indicator	N/A *New indicator	—	46%	46.5%

Target 5.c **Output indicators** **Department of Personnel**

Indicator

*** 2. The percentage of female supervisors**

Definition: Calculate the proportion of female supervisors by the number of supervisors (excluding acting supervisors) on duty as of December 31 of each year in the first-tier units of the municipal government.



The goal of SDGs
SDG6 Clean Water and Sanitation

2021 Short-term Target	2022 Achievement rate	Light signal	2025 Medium-term Target	2030 Long-term Target
Less than 3%	100%	●	Less than 2%	Less than 1%

Target 6.1 **Outcome indicators** **Environmental Protection Bureau**

Indicator

1. The failure rate of drinking water quality

Definition: Calculation by the number of sampling tests for the quality of treated water at the City's tap water purification plant and the quality of simple tap water.

Calculation: Number of failures/number of samples X%.

	2021 Short-term Target	2022 Achievement rate	Light signal	2025 Medium-term Target	2030 Long-term Target
Target 6.3 Output indicators Water Resources Bureau	68.94%	100%	●	76%	86%
Indicator					
2. The rate of overall wastewater treatment					
Calculation: Public sewerage penetration rate + dedicated sewerage penetration rate + building sewerage facility installation rate.					

	2021 Short-term Target	2022 Achievement rate	Light signal	2025 Medium-term Target	2030 Long-term Target
Target 6.3 Outcome indicators Environmental Protection Bureau	80%	80.24%	●	85%	90%
Indicator					
3. The proportion of uncontaminated rivers					
Calculation: Length of unpolluted (slightly polluted) stream segments in three major watersheds within the City (Wu Creek, Dajia Creek, and Daan Creek)/Length of stream segments in three major watersheds within the City (Wu Creek, Dajia Creek, and Daan Creek).					

	2021 Short-term Target	2022 Achievement rate	Light signal	2025 Medium-term Target	2030 Long-term Target
Target 6.3 Output indicators Environmental Protection Bureau	N/A *New indicator	N/A *New indicator	—	85%	90%
Indicator					
* 4. The data integrity rate of automatic monitoring of river water quality					
Definition: Data completeness rate of automatic water quality monitoring facilities of key.					
Calculation: (total number of data provided minus the number of invalid data) / (total number of data that should be provided minus the number of data in force majeure hours)					

	2021 Short-term Target	2022 Achievement rate	Light signal	2025 Medium-term Target	2030 Long-term Target
Target 6.3 Outcome indicators Environmental Protection Bureau	N/A *New indicator	N/A *New indicator	—	25%	50%
Indicator					
* 5. The growth rate of wastewater recycling volume of large-scale industries					
Definition: Large-scale utilities discharge more than 1,000 cubic meters daily (CMD) of wastewater and sewer systems.					
Calculation: (current year recycled water volume - 2020 base year recycled water volume) / 2020 base year recycled water volume *%					

	2021 Short-term Target	2022 Achievement rate	Light signal	2025 Medium-term Target	2030 Long-term Target
Target 6.3	N/A *New indicator	N/A *New indicator	—	14.7%	100%
Output indicators	Water Resources Bureau				
Indicator					
* 6. The growth rate of reclaimed water supply					
Definition: Promote the reclaimed water program in Shuinan and Futian, and it is expected that Shuiwan will start supplying 10,000 CMD and 58,000 CMD of reclaimed water to the Central Taiwan Science Park and Taichung Harbor Industrial Park in 2024 and Futian in 2026, respectively.					
Calculation: reclaimed water supply / 2030 reclaimed water supply.					



The goal of SDGs

SDG7 Affordable and Clean Energy

	2021 Short-term Target	2022 Achievement rate	Light signal	2025 Medium-term Target	2030 Long-term Target
Target 7.a.	11%	92.91%	●	13%	20%
Outcome indicators	Economic Development Bureau				
Indicator					
1. The percentage of renewable energy used					
Definition: The City's renewable energy supply as a percentage of the City's electricity consumption.					

	2021 Short-term Target	2022 Achievement rate	Light signal	2025 Medium-term Target	2030 Long-term Target
Target 7.a.	4.93%	92.09%	●	25%	50%
Outcome indicators	Economic Development Bureau				
Indicator					
2. The cumulative growth rate of renewable energy installation capacity					
Definition: 50% cumulative growth rate of renewable energy installed capacity in 2030.					

	2021 Short-term Target	2022 Achievement rate	Light signal	2025 Medium-term Target	2030 Long-term Target
Target 7.a.	2%	199.65%	●	27%	100%
Output indicators	Economic Development Bureau				
Indicator					
3. The percentage of cumulative solar photovoltaic (PV) area installed in factories					
Definition: The City's cumulative installed solar power capacity in 2030 reaches 1GW.					

	2021 Short-term Target	2022 Achievement rate	Light signal	2025 Medium-term Target	2030 Long-term Target
Incineration plants	N/A *revised indicator	N/A *revised indicator	—	0%	13%
Food waste anaerobic power	N/A *revised indicator	N/A *revised indicator	—	70%	80%

Target 7.a.

Output indicators

Environmental Protection Bureau

Indicator

4. The growth rate of resource recycling power generation--Food waste anaerobic

Calculation: 1.The growth rate of kWh from incineration plants is 442,000,000 kWh in 2022 as the base year.
2.Food waste anaerobic power generation: the base year 2020 is 2.9 million kWh.

	2021 Short-term Target	2022 Achievement rate	Light signal	2025 Medium-term Target	2030 Long-term Target
	54.1%	100%	●	57.5%	65.8%

Target 7.b.

Output indicators

Construction Bureau

Indicator

5. The cumulative growth rate of LED energy-saving streetlights replacements

Definition: Percentage of LED energy-saving streetlights by 2030.
Calculation: Total number of LED energy-saving streetlights/total number of streetlights in the city*100%.



The goal of SDGs

SDG8 Decent Work and Economic Growth

	2021 Short-term Target	2022 Achievement rate	Light signal	2025 Medium-term Target	2030 Long-term Target
	N/A *New indicator	N/A *New indicator	—	11%	15%

Target 8.3

Output indicators

Economic Development Bureau

Indicator

1. The cumulative growth rate of company and business registrations

Definition: The ratio of the number of companies and businesses registered in the city in the current year minus the number of registrations in 2020 divided by the number of registrations in 2020.
Using 2020 as the base year: 105,401 company registrations and 118,353 business registrations.

2021 Short-term Target	2022 Achievement rate	Light signal	2025 Medium-term Target	2030 Long-term Target
N/A *revised indicator	N/A *revised indicator	—	80%	100%

Target 8.3

Output indicators

Economic Development Bureau

Indicator

2. The cumulative percentage of assisting to exclude investment barriers

Definition: To assist manufacturers in landing investments and promote economic development through single-window investment promotion services and meetings for investment barrier elimination

Calculation: Taking 2022 as the base year, the formula is: (Cumulative number of companies listed after factory visits + Number of items completed at a single investment service window) / (Cumulative number of companies listed after factory visits + Number of receipts received at a single investment service window)

2021 Short-term Target	2022 Achievement rate	Light signal	2025 Medium-term Target	2030 Long-term Target
65%	110.69%	●	73%	74%

Target 8.5

Outcome indicators

Labor Affairs Bureau

Indicator

3. The employment rate

Definition: The number of effective job-seeking referrals as a percentage of the number of new job-seeking registrants, based on the average employment rate of 70.99% for job-seeking from 2013 to 2022.

Calculation: The number of effective job-seeking referrals divided by the number of new job-seeking registrations.

2021 Short-term Target	2022 Achievement rate	Light signal	2025 Medium-term Target	2030 Long-term Target
35%	112.2%	●	38.8%	40%

Target 8.5

Outcome indicators

Labor Affairs Bureau

Indicator

4. The employment rate of physically challenged students

Definition: The employment rate of mentally and physically challenged fresh graduates aged 15 or above at all educational levels, based on the employment rate of 33.5% of physically challenged students in 2020.

Calculation: The number of physically challenged students employed in the school year divided by the total number of physically challenged students who transferred to the Bureau in the school year.


			2021 Short-term Target	2022 Achievement rate	Light signal	2025 Medium-term Target	2030 Long-term Target
Target 8.5	Output indicators	Cultural Affairs Bureau	5%	143%		10%	15%

Indicator

5. The growth rate of coaching cultural and creative industry workers

Definition: To assist cultural entrepreneurs in registering in Taichung or obtaining related subsidies and resources to develop cross-border businesses.

Calculation: Using 2020 as the base period for calculating the number of 14 entrepreneurs who received counseling or entrepreneurial resources.


			2021 Short-term Target	2022 Achievement rate	Light signal	2025 Medium-term Target	2030 Long-term Target
Target 8.6	Output indicators	Labor Affairs Bureau	80%	100%		80.5%	81%

Indicator

6. The employment rate after vocational training

Definition: To organize training for the unemployed or underemployed who are willing to work but do not have sufficient skills to stabilize employment for 3 months after training.

Calculation: Ratio of the number of employed persons to the number of trained persons within 3 months after training.

			2021 Short-term Target	2022 Achievement rate	Light signal	2025 Medium-term Target	2030 Long-term Target
Target 8.6	Outcome indicators	Labor Affairs Bureau	2.932‰	106.5%		2.847‰	2.764‰

Indicator

7. The occupational disaster rate per 1,000 people

Definition: The ratio of the number of occupational disaster benefits (including injury, illness, disability, and death grants) to the number of workers' compensation insurance policyholders per thousands

Calculation: Annual number of people receiving occupational disaster insurance benefits/annual average number of workers' compensation insurance policyholders X1,000.

			2021 Short-term Target	2022 Achievement rate	Light signal	2025 Medium-term Target	2030 Long-term Target
Target 8.9	Output indicators	Information Bureau	7%	100%		23%	30%

Indicator

8. The growth rate of participation in animated film festivals

Calculation: The growth rate is based on the sum of the total number of moviegoers at the screenings of the Taichung International Animated Film Festival and the number of people attending events in the peripheral area in 2020.

2021 Short-term Target	2022 Achievement rate	Light signal	2025 Medium-term Target	2030 Long-term Target
9.0 times/person	89%	●	9.2 times/person	9.4 times/person

Target 8.9

Output indicators

Cultural Affairs Bureau

Indicator

9. The number of participants in arts and cultural activities

Calculation: The number of participants in arts and cultural activities in Taichung City/the population of Taichung City.

2021 Short-term Target	2022 Achievement rate	Light signal	2025 Medium-term Target	2030 Long-term Target
N/A *New indicator	N/A *New indicator	—	10% growth (using 2021 as the base year)	20% growth (using 2021 as the base year)

Target 8.3

process indicators

Economic Development Bureau

Indicator

*** 10. The cumulative growth rate of industrial exhibitions and conventions**

Definition: Based on the 32 events held in 2021, the exhibition aims to demonstrate the strength of Taichung's industries through large-scale exhibitions and serve as a platform for international integration, attracting investment, increasing economic value and employment opportunities, and fully utilizing the benefits of forecourts.

2021 Short-term Target	2022 Achievement rate	Light signal	2025 Medium-term Target	2030 Long-term Target
3.87 million person-times (baseline)	133%	●	成長10% 709萬 5,000人次	成長15% 741萬 7,500人次

Target 8.9

Outcome indicators

Tourism and Travel Bureau

Indicator

11. The growth rate of hostel accommodation

Definition: Accommodation growth rate

Calculation: Using the growth rate of lodging accommodations in 2020 as the benchmark value (6.45 million person-times).

2021 Short-term Target	2022 Achievement rate	Light signal	2025 Medium-term Target	2030 Long-term Target
N/A *New indicator	N/A *New indicator	—	成長17% (55家)	成長27% (60家)

Target 8.9

Output indicators

Tourism and Travel Bureau

Indicator

*** 12. The cumulative growth rate of the certification for low-carbon hotel**

Definition: To provide on-site counseling to hotels in the city that have not yet been certified as low-carbon hotels, to provide overall planning and suggestions for hotel improvement, and to assist the counseled operators in obtaining carbon hotel certification, using the number of certified low-carbon hotels of 47 hotels in 2019 as the baseline.



The goal of SDGs

SDG9 Industry, Innovation, and Infrastructure

2021 Short-term Target	2022 Achievement rate	Light signal	2025 Medium-term Target	2030 Long-term Target
78%	100%	●	82%	90%

Target 9.1 Outcome indicators Water Resources Bureau

Indicator

1. The coverage rate of rainwater sewerages built

Definition: Increase the rate of storm sewer construction each year to build flood capacity in the metropolitan area.
Calculation: Annual storm sewer installation length / City's storm sewer planning length.

2021 Short-term Target	2022 Achievement rate	Light signal	2025 Medium-term Target	2030 Long-term Target
10%	100%	●	50%	100%

Target 9.1 Output indicators Construction Bureau

Indicator

2. The cumulative growth rate of permeable sidewalks

Definition: Using the length of the previous pavement in 2021 as a baseline value (5 kilometers).
Calculation: (cumulative length -5)/5*100%.

2021 Short-term Target	2022 Achievement rate	Light signal	2025 Medium-term Target	2030 Long-term Target
10%	100%	●	50%	100%

Target 9.1 Output indicators Construction Bureau

Indicator

3. The cumulative growth rate of road-flattening

Definition: The length of the roadway flattened.
Calculation: Cumulative length of road flattened/target value 1000km*100%.

2021 Short-term Target	2022 Achievement rate	Light signal	2025 Medium-term Target	2030 Long-term Target
N/A *New indicator	N/A *New indicator	—	10%	35%

Target 9.1 Output indicators Construction Bureau

Indicator

*** 4. The cumulative growth rate of green road certification for roads in living areas**

Definition: The cumulative growth rate of green road certification among approved cases in the living area.
Calculation: Among living area approval cases, the cumulative number of green road certifications/number of approvals*100%.

	2021 Short-term Target	2022 Achievement rate	Light signal	2025 Medium-term Target	2030 Long-term Target
	N/A *New indicator	N/A *New indicator	—	95.5%	96%

Target 9.c **Output indicators** **Budget, Accounting, and Statistics Office**

Indicator

* **5. The household Internet penetration rate**

Definition: Based on the Taichung City household income and expenditure interview report.



The goal of SDGs

SDG10 Reduce Inequalities

	2021 Short-term Target	2022 Achievement rate	Light signal	2025 Medium-term Target	2030 Long-term Target
	累計 8,500人次 (基準值)	104%	●	17%	22%

Target 10.2 **Output indicators** **Council for Hakka Affairs**

Indicator

1. The cumulative growth rate of Hakka language proficiency Test Application

Calculation: (Number of additional applicants for the Hakka proficiency test per year/total cumulative number of applicants in 2021) x 100%.

	2021 Short-term Target	2022 Achievement rate	Light signal	2025 Medium-term Target	2030 Long-term Target
	N/A *New indicator	N/A *New indicator	—	320%	714%

Target 10.2 **Output indicators** **Civil Affairs Bureau**

Indicator

* **2. The cumulative growth rate of the number of new immigrant trainees**

Definition: The cumulative number of 127 (0%) new resident trainees who entered the country less than 3 years ago or who did not participate in counseling classes from 2020 to the early 2021.

Calculation: (cumulative number of new resident trainees who entered the country for less than 3 years from 2022 to the beginning of the current year or who did not participate in counseling classes)/base value X 100%

	2021 Short-term Target	2022 Achievement rate	Light signal	2025 Medium-term Target	2030 Long-term Target
	N/A *revised indicator	N/A *revised indicator	—	36.4%	43.9%

Target 10.4 **Outcome indicators** **Health Bureau**

Indicator

3. The coverage rate of Hepatitis B and C screening in remote areas

Calculation: Number of Hepatitis B and C screeners aged 45-79 in the Heping District/number of household members aged 45-79 in the Heping District x 100%.



The goal of SDGs

SDG11 Sustainable Cities and Communities

Target	Output indicators	Responsible Bureau	2021 Short-term Target	2022 Achievement rate	Light signal	2025 Medium-term Target	2030 Long-term Target
Target 11.1		Urban Development Bureau	50%	100%	●	100%	100%

Indicator

1. The cumulative production rate of social housing

Definition: Cumulative ratio of social housing households to 10,000 households by 2023.

Target	Output indicators	Responsible Bureau	2021 Short-term Target	2022 Achievement rate	Light signal	2025 Medium-term Target	2030 Long-term Target
Target 11.2		Tourism and Travel Bureau	10%	100%	●	15%	20%

Indicator

2. The proportion of building leisure bicycle lane to be optimized

Definition: Optimization (new construction, renovation, reconstruction) of the 53 recreational bicycle paths under the authority of the City in 2020.

Target	Output indicators	Responsible Bureau	2021 Short-term Target	2022 Achievement rate	Light signal	2025 Medium-term Target	2030 Long-term Target
Target 11.2		Environmental Protection Bureau	N/A *revised indicator	N/A *revised indicator	—	55%	100%

Indicator

3. The achievement rate of electric vehicle charging station installation

Definition: The City's electric car charging stations in 2022 supplied 780 stations, to promote up to 2,300 stations by 2030, calculating the cumulative achievement rate for each year.

Target	Output indicators	Responsible Bureau	2021 Short-term Target	2022 Achievement rate	Light signal	2025 Medium-term Target	2030 Long-term Target
Target 11.2		Environmental Protection Bureau	50%	100%	●	75%	100%

Indicator

4. Increased achievement rate for electric motorcycles

Definition: The City had 43,649 electric motorcycles in 2019, with an estimated increase to reach the goal of 130,000 by 2030.

Calculation: (current electric motorcycle registrations - end of 2019 electric motorcycle registrations/end of 2019 electric motorcycle registrations 43,649) *100%

2021 Short-term Target	2022 Achievement rate	Light signal	2025 Medium-term Target	2030 Long-term Target
12.5%	110%	●	26%	100%

Target 11.2

Output indicators

Transportation Bureau

Indicator

5. The achievement rate of electric vehicle charging facilities in public parking lots

Definition: Calculate the annual charging equipment attainment rate based on the City's target of 2,000 electric vehicle charging stations in publicly owned parking lots by 2030.

Calculation: (Number of charging devices in the current year / Number of charging devices in 2023 * 100%).

2021 Short-term Target	2022 Achievement rate	Light signal	2025 Medium-term Target	2030 Long-term Target
N/A *New indicator	N/A *New indicator	—	55%	100%

Target 11.2

Output indicators

Environmental Protection Bureau

Indicator

* 6. The percentage of electrification of official motorcycles

Definition: Percentage of total number of public service electric motorcycles to the total number of public service motorcycles in the City.

Calculation: Total number of public office electric motorcycles in the City / Total number of public office motorcycles in the City x 100%.

2021 Short-term Target	2022 Achievement rate	Light signal	2025 Medium-term Target	2030 Long-term Target
13%	83%	●	40%	100%

Target 11.2

Output indicators

Transportation Bureau

Indicator

7. The rate of electric buses

Definition: The rate of electric buses in the City to the total number of buses in the City.

2021 Short-term Target	2022 Achievement rate	Light signal	2025 Medium-term Target	2030 Long-term Target
78.5%	105.6%	●	87.5%	100%

Target 11.2

Output indicators

Transportation Bureau

Indicator

8. The rate of accessible bus

Definition: The ratio of accessible bus is the ratio of the combined number of low-floor buses and general accessible buses to the total number of buses in the City.

Target 11.2	Outcome indicators	Transportation Bureau	2021 Short-term Target	2022 Achievement rate	Light signal	2025 Medium-term Target	2030 Long-term Target
			0.75 billion (Baseline)	66.6%	●	81.33%	100%

Indicator

9. The growth rate of urban bus capacity by 2030

Definition: Using the 2021 transportation volume as the basis (0.75 billion), (current year's transportation volume - 2021 transportation volume)/2021 transportation volume*100%.

Target 11.2	Outcome indicators	Transportation Bureau	2021 Short-term Target	2022 Achievement rate	Light signal	2025 Medium-term Target	2030 Long-term Target
			96%	102%	●	100%	100%

Indicator

10. The completion rate of public smart parking lots

Definition: The number of completed installations of AVI, multi-payment system, or real-time residual parking space connections / the number of total fare collection sessions under the authority of the Transportation Bureau*100%.

Target 11.2	Outcome indicators	Transportation Bureau	2021 Short-term Target	2022 Achievement rate	Light signal	2025 Medium-term Target	2030 Long-term Target
			21% (Baseline)	103.4%	●	170%	200%

Indicator

*** 11. The cumulative growth rate of smart private parking lots**

Definition: (intelligent parking ratio - benchmark value)/benchmark value*100%.
Baseline value: In 2021, the proportion of smart parking lots was 21% (66/312 parking lots).

Target 11.2	Outcome indicators	Transportation Bureau	2021 Short-term Target	2022 Achievement rate	Light signal	2025 Medium-term Target	2030 Long-term Target
			15%	340%	●	67%	68%

Indicator

12. The ratio of smart and non-cash payments in citywide parking lots

Definition: The percentage of non-cash payment of parking fees indicates that the public pays parking fees by non-cash means such as financial telecommunication deduction, mobile payment, credit card payment, online purchase of monthly passes, and so on.

2021 Short-term Target	2022 Achievement rate	Light signal	2025 Medium-term Target	2030 Long-term Target
N/A *New indicator	N/A *New indicator	—	80%	100%

Target 11.2

Outcome indicators

Transportation Bureau

Indicator

* 13. The growth rate of car and motorcycle sharing

Definition: The growth rate of the number of shared-ride vehicles placed by shared-ride operators in the City.

Growth Rate: Calculated the growth rate based on the number of shared-ride motorcycles (800) placed by the operator in the City by the beginning of 2022.

Calculation: (Annual work goal: number of shared motorcycles - 800) / 800 * 100%

2021 Short-term Target	2022 Achievement rate	Light signal	2025 Medium-term Target	2030 Long-term Target
20%	116%	●	65%	100%

Target 11.2

Outcome indicators

Transportation Bureau

Indicator

14. The cumulative rental rate of iBike

Definition: To calculate the achievement rate of cumulative rentals by year.

Calculation: The achievement rate is calculated with the target value of 150 million cumulative visits by 2030.

2021 Short-term Target	2022 Achievement rate	Light signal	2025 Medium-term Target	2030 Long-term Target
N/A *New indicator	N/A *New indicator	—	80%	100%

Target 11.2

Output indicators

Transportation Bureau

Indicator

* 15. The achievement rate of the iBike rental station

Definition: Calculate the achievement rate of the cumulative number of stations by year.

Calculation: Calculate the achievement rate with the target value of 1,500 stations by 2030.

2021 Short-term Target	2022 Achievement rate	Light signal	2025 Medium-term Target	2030 Long-term Target
28%	144%	●	75%	100%

Target 11.2

Outcome indicators

Transportation Bureau

Indicator

16. The achievement rate of intelligent intersection signals

Definition: Intelligent signalized intersections can collect traffic flow through the deployment of detectors, instantly calculate the optimal control strategy, and transmit it to the intelligent signalized intersection to be adjusted to the optimal timing system, which can enhance the efficiency of traffic flow relief and reduce the occurrence of congestion.

Calculation: The formula for achieving each year's target is: (current target / 2030 target value - 160 points) *100%.

Target	Output indicators	Land Administration Bureau	2021 Short-term Target	2022 Achievement rate	Light signal	2025 Medium-term Target	2030 Long-term Target
Target 11.3			14%	100%	●	55%	100%
Indicator							
17. The completion rate of 3D modeling of newly built houses							
Definition:			At present, only new houses are planned to be constructed. While the floor plan of the new house is drawn, 3D models of new houses will be constructed				

Target	Output indicators	Cultural Affairs Bureau	2021 Short-term Target	2022 Achievement rate	Light signal	2025 Medium-term Target	2030 Long-term Target
Target 11.4			1% increase	76.2%	●	2% increase	3% increase
Indicator							
18. The growth rate of visitors to cultural assets and premises							
Definition:			Calculation of the ratio of the cumulative number of visits per year to the premises of tangible cultural assets operated and managed by the Cultural Affairs Bureau of the City to the cumulative number of visits in 2020 (the number of visits in 2020 was 713,140).				

Target	process indicators	Cultural Affairs Bureau	2021 Short-term Target	2022 Achievement rate	Light signal	2025 Medium-term Target	2030 Long-term Target
Target 11.4			N/A *New indicator	N/A *New indicator	—	46% increase in the number of sessions	66% increase in the number of sessions
Indicator							
* 19. The growth rate of the number of activities in the Chingshui Military Dependents' Village Cultural Park							
Definition:			Revitalize the historic site and enhance its visibility through activities.				
Calculation:			Minimum 15 events held per year, each lasting for at least 2 hours. By year of 2021, a total of 15 events were held. The calculation formula for target value = (number of events per year - 15) / 15 * 100%				

Target	Outcome indicators	Environmental Protection Bureau	2021 Short-term Target	2022 Achievement rate	Light signal	2025 Medium-term Target	2030 Long-term Target
Target 11.6			15.4µg/m³	100%	●	14µg/m³	12µg/m³
Indicator							
20. The annual average concentration of PM_{2.5}							
Definition:			Calculated based on the arithmetic mean of the annual average of PM _{2.5} from the Environmental Protection Bureau (automated) stations in Taichung City.				

2021 Short-term Target	2022 Achievement rate	Light signal	2025 Medium-term Target	2030 Long-term Target
91.3%	100%	●	94.5%	96%

Target 11.6 Outcome indicators Environmental Protection Bureau

Indicator
21. The ratio of fine air quality

Definition: Calculated by dividing the number of station days with AQI ≤ 100 by the total number of valid station days at the Environmental Protection Bureau (automatic) stations within Taichung City.

2021 Short-term Target	2022 Achievement rate	Light signal	2025 Medium-term Target	2030 Long-term Target
0.7%	100%	●	0.6%	0.5%

Target 11.6 Outcome indicators Environmental Protection Bureau

Indicator
22. The red alert occurrence rate

Definition: Calculated by dividing the number of station days with O3 maximum continuous 8-hour moving average ≥ 86ppb by the total number of valid station days at Environmental Protection Bureau (automatic) stations within Taichung City. °

2021 Short-term Target	2022 Achievement rate	Light signal	2025 Medium-term Target	2030 Long-term Target
2%	150%	●	10%	20%

Target 11.7 Output indicators Tourism and Travel Bureau

Indicator
23. The length ratio of total optimization of hiking trails

Definition: To optimize and reconstruct 102 km of existing hiking trails under the government's authority in 2020.

2021 Short-term Target	2022 Achievement rate	Light signal	2025 Medium-term Target	2030 Long-term Target
10%	100%	●	50%	100%

Target 11.7 Outcome indicators Construction Bureau

Indicator
24. The cumulative growth rate of new parks

Definition: The proportion of the built-up area of the new parks
Calculation: To increase 25 hectares of green space by 2030.

	2021 Short-term Target	2022 Achievement rate	Light signal	2025 Medium-term Target	2030 Long-term Target
Target 11.7	10%	100%	●	50%	100%

Output indicators **Construction Bureau**

Indicator
25. The cumulative growth rate of human-oriented environmental construction project

Definition: Build and improve 4.8 kilometers of sidewalks per year.
Calculation: Cumulative length of sidewalks constructed and improved/target 48 km*100%.

	2021 Short-term Target	2022 Achievement rate	Light signal	2025 Medium-term Target	2030 Long-term Target
Target 11.7	10%	100%	●	50%	100%

Output indicators **Construction Bureau**

Indicator
26. The cumulative growth rate of improving accessible ramps

Definition: Number of accessible ramp improvements.
Calculation: 100% of the cumulative number of ramps/target value 1500.

	2021 Short-term Target	2022 Achievement rate	Light signal	2025 Medium-term Target	2030 Long-term Target
Target 11.7	80%	115.67%	●	85%	90%

Output indicators **Urban Development Bureau**

Indicator
27. The design ratio for roof and vertical greening

Definition: 1% improvement in the roof and vertical green design ratio per year.
Note: In 2022, the annual greening ratio is higher than expected due to the strong market demand for large-scale projects with schedule incentives.

	2021 Short-term Target	2022 Achievement rate	Light signal	2025 Medium-term Target	2030 Long-term Target
Target 11.7	72%	100%	●	95%	100%

Output indicators **Urban Development Bureau**

Indicator
28. The cumulative carbon sequestration equivalent ratio of livable buildings

Definition: Encourage the installation of livable buildings and facilities to increase the number of carbon equivalents sequestered to improve carbon equivalents by about 1% per year.

2021 Short-term Target	2022 Achievement rate	Light signal	2025 Medium-term Target	2030 Long-term Target
45%	100%	●	65%	90%

Target 11.7

Outcome indicators

Urban Development Bureau

Indicator

29. The completion ratio of the length of the verandas safety (the length of the verandas flattening)

Definition: Annual increase in aggregate execution length at 5% per year.

2021 Short-term Target	2022 Achievement rate	Light signal	2025 Medium-term Target	2030 Long-term Target
97%	100%	●	99.5%	99.5%

Target 11.7

Outcome indicators

Environmental Protection Bureau

Indicator

30. The premium ratio for public toilets

Calculation: Number of public toilets in the city with premium function /number of public toilets under the city's management.

2021 Short-term Target	2022 Achievement rate	Light signal	2025 Medium-term Target	2030 Long-term Target
89.30%	100%	●	89.42%	100%

Target 11.a

Outcome indicators

Land Administration Bureau

Indicator

31. The achievement rate of public land adjustment

Definition: The cumulative area of public land readjustment completed (3,025 hectares by 2020).

2021 Short-term Target	2022 Achievement rate	Light signal	2025 Medium-term Target	2030 Long-term Target
92.93%	100%	●	98.84%	100%

Target 11.a

Output indicators

Land Administration Bureau

Indicator

32. The achievement rate of zone expropriation

Definition: The available area of land readjustment cases

	2021 Short-term Target	2022 Achievement rate	Light signal	2025 Medium-term Target	2030 Long-term Target
Target 11.a	15%	100%	●	53%	100%

Output indicators Land Administration Bureau

Indicator
33. The percentage of cadastral land

Calculation: Number of completed cadastralized plots/number of plots urgently needing cadastralization from 2021 onwards.

	2021 Short-term Target	2022 Achievement rate	Light signal	2025 Medium-term Target	2030 Long-term Target
Target 11.6	56%	116.84%	●	112%	153%

Output indicators Civil Affairs Bureau

Indicator
34. The growth rate of tree burial applications

Definition: Using the number of tree burial applications 2018 as the baseline value (1,450).
Calculation: (number of applications in the current year - number of applications in 2018) / number of applications in 2018 X 100%.

	2021 Short-term Target	2022 Achievement rate	Light signal	2025 Medium-term Target	2030 Long-term Target
Target 11.6	N/A *New indicator	N/A *New indicator	—	87%	109%

Output indicators Civil Affairs Bureau

Indicator
*** 35. The accumulated growth rate of tree burial**

Definition: Calculate the growth rate of the total number of burial spaces available for converting traditional cemeteries into tree burial parks based on 2021 (18,000 spaces).
Calculation: (Total number of cavities accumulated to the current year - Total number of cavities in 2021) / Total number of cavities in 2021 X 100%.

	2021 Short-term Target	2022 Achievement rate	Light signal	2025 Medium-term Target	2030 Long-term Target
Target 11.6	N/A *New indicator	N/A *New indicator	—	10%	11%

Outcome indicators Civil Affairs Bureau

Indicator
*** 36. The cemetery relocation coverage**

Definition: Based on the total number of 181 cemeteries in 2016 (the year of the establishment of the DHM) as the base value and based on the actual cumulative number of cemeteries relocated, calculate the short-, medium-, and long-term coverage rates.
Calculation: (number of relocated cemeteries / 181 cemeteries) X 100%



The goal of SDGs

SDG12 Responsible Consumption and Production

2021 Short-term Target	2022 Achievement rate	Light signal	2025 Medium-term Target	2030 Long-term Target
Below 5‰	100%	●	Below 4.5‰	Below 4‰

Target 12.4

Output indicators

Environmental Protection Bureau

Indicator

1. The abnormal rate of checking the flow of toxic chemical substances

Definition: Abnormality rate of toxic chemical substance flow checking.

Calculation: Number of abnormal entries of flow checking in operation records / total number of entries declared in operation records.

2021 Short-term Target	2022 Achievement rate	Light signal	2025 Medium-term Target	2030 Long-term Target
0% (490 hectares)	100%	●	16%	36%

Target 12.4

Outcome indicators

Agriculture Bureau

Indicator

2. The cumulative growth rate of certified organic produce area

Definition: A certification organization that is required to be accredited under the Organic Agriculture Promotion Law and which examines the production, processing, packaging, and distribution of specific agricultural products of the applicant for certification in compliance with the provisions of the Law.

Annual increase of 4% (compared with the previous year) in the certified area for organic agricultural products (including the friendly transition period) and the registered area for environmentally friendly farming, using 490 hectares in 2021 as the base and using the cumulative growth rate as the basis for the phased formulation of the target value.

2021 Short-term Target	2022 Achievement rate	Light signal	2025 Medium-term Target	2030 Long-term Target
N/A *revised indicator	N/A *revised indicator	—	20%	50%

Target 12.5

Outcome indicators

Agriculture Bureau

Indicator

3. The cumulative growth rate of annual carbon reduction of local production and local consumption

Definition: Promote local production and consumption through organizing local farmers' markets to reduce food miles and transportation carbon footprint. It is estimated that each local farmers' market or agricultural product exhibition and sale activity can reduce the number of transportations to the wholesale markets in Taipei and Kaohsiung, and it is estimated that each activity can reduce carbon emissions by 0.627 metric tons. Based on the carbon reduction of 170 tons in 2022, it is estimated that the carbon reduction will increase by 10 tons per year to calculate the cumulative growth rate of carbon reduction.

	2021 Short-term Target	2022 Achievement rate	Light signal	2025 Medium-term Target	2030 Long-term Target
	N/A *New indicator	N/A *New indicator	—	20%	30%

Target 12.5 Outcome indicators Environmental Protection Bureau

Indicator

* **4. The growth rate of recycled furniture**

Definition: Using the base year 2022 waste furniture recycling volume (84 tons)

	2021 Short-term Target	2022 Achievement rate	Light signal	2025 Medium-term Target	2030 Long-term Target
	58%	100%	●	63%	65%

Target 12.4 Outcome indicators Environmental Protection Bureau

Indicator

5. The resource recycling rate

Calculation: Resource recovery volume / Waste generation volume * 100% (Waste generation volume = General waste volume (Excluding employee living waste, non-routine discharge waste) + Food waste recovery volume + resource recovery volume + giant waste volume) (Calculated according to the definition of resource recovery rate of the current year by the Ministry of Protection Administration, Executive Yuan)
2022 resource recovery rate is 62.48%

	2021 Short-term Target	2022 Achievement rate	Light signal	2025 Medium-term Target	2030 Long-term Target
	95%	100%	●	100%	100%

Target 12.5 Outcome indicators Environmental Protection Bureau

Indicator

6. The bottom ash recycling rate

Calculation: Bottom ash reuse volume/total bottom ash production of 3 incineration plants x 100%.

	2021 Short-term Target	2022 Achievement rate	Light signal	2025 Medium-term Target	2030 Long-term Target
	N/A *New indicator	N/A *New indicator	—	60%	100%

Target 12.5 Outcome indicators Environmental Protection Bureau

Indicator

7. The cumulative achievement rate of waste-derived fuel use

Definition: The use of Refuse Derived Fuel (RDF) by industrial boiler operators in the city to reach 20,000 tons by 2030

2021 Short-term Target	2022 Achievement rate	Light signal	2025 Medium-term Target	2030 Long-term Target
N/A *New indicator	N/A *New indicator	—	17.5%	20%

Target 12.5

Output indicators

Finance Bureau

Indicator

*** 8. The growth rate of online auction sales of scrap**

Definition: The growth rate of the number of transactions compared to the base number of transactions in the year according to the Online Auction Organization Performance Trial Table. (Average 6500 transactions in the base year completed)

2021 Short-term Target	2022 Achievement rate	Light signal	2025 Medium-term Target	2030 Long-term Target
N/A *New indicator	N/A *New indicator	—	55%	70%

Target 12.7

Outcome indicators

Environmental Protection Bureau

Indicator

*** 9. The growth rate of green purchasing**

Definition: Taichung City green purchase amount by individual enterprises and organizations (using 2020 as the base year; the number of green purchases in 2020 was NT\$3.2 billion).

2021 Short-term Target	2022 Achievement rate	Light signal	2025 Medium-term Target	2030 Long-term Target
N/A *New indicator	N/A *New indicator	—	60%	100%

Target 12.5

Outcome indicators

Environmental Protection Bureau

Indicator

*** 10. The tracking rate of waste cleanup stream**

Definition: Calculated according to the total number of listed industries in Article 31 of the Waste Disposal Law.

Calculation: Checking the executions of listed industries/total number of listed industries.

2021 Short-term Target	2022 Achievement rate	Light signal	2025 Medium-term Target	2030 Long-term Target
N/A *New indicator	N/A *New indicator	—	23.5%	59%

Target 12.5

Output indicators

Agriculture Bureau

Indicator

*** 11. Pig farms optimize wastewater treatment or biogas reuse**

Definition: In line with the Central Livestock Industry upgrading program, the number of pig farms have been assisted by experts and scholars or professional counseling teams in waste reduction at the source of pig farms, renovation of animal sheds, and resource reuse, to build pig farms that have been optimized for wastewater treatment or resource reuse as demonstration farms.



The goal of SDGs

SDG13 Climate Action

Target 13.2	Outcome indicators	Environmental Protection Bureau	2021 Short-term Target	2022 Achievement rate	Light signal	2025 Medium-term Target	2030 Long-term Target
			3%	0%	●	15%	30%

Indicator

1. The emission reduction rate of greenhouse gases

Definition: Reduction of greenhouse gases compared to the base year (2005).

Target 13.2	Output indicators	Environmental Protection Bureau	2021 Short-term Target	2022 Achievement rate	Light signal	2025 Medium-term Target	2030 Long-term Target
			N/A *New indicator	N/A *New indicator	—	83%	85%

Indicator

*** 2. The percentage of enterprises' carbon emission inspection**

Definition: The proportion of greenhouse gas emissions from the industrial sector in the city is based on the inventory of industrial emissions.

Target 13.3	Output indicators	Water Resources Bureau	2021 Short-term Target	2022 Achievement rate	Light signal	2025 Medium-term Target	2030 Long-term Target
			Baseline (Actual 1,224 participants)	100%	●	11% (Estimated 1,762 participants)	16% (Estimated 3,391 participants)

Indicator

3. The annual growth rate of the number of participants in environmental education on water resources

Definition: To implement environmental education programs for approximately 30-40 people per session at environmental education facility sites.

Target 13.3	Output indicators	Fire Bureau	2021 Short-term Target	2022 Achievement rate	Light signal	2025 Medium-term Target	2030 Long-term Target
			100%	100%	●	500%	1,000%

Indicator

4. The growth rate of disaster prevention officer training

Definition: Using the number of disaster prevention officers in the City of 200 in 2020 as the baseline value. The training growth rate target value is set to increase the number of trained disaster prevention workers by 200 per year (i.e., 100% growth rate per year).

2021 Short-term Target	2022 Achievement rate	Light signal	2025 Medium-term Target	2030 Long-term Target
N/A *New indicator	N/A *New indicator	—	31%	26%

Target 13.3

Outcome indicators

Fire Bureau

Indicator

*** 5. The fire injury rate per million people**

Definition: Fire injury rate per million (fire deaths/population in millions); using the City's average of fire deaths and injuries per million over the last 3 years (109-2022) as the 2023 baseline and decreasing 1 calculated value year by year.

2021 Short-term Target	2022 Achievement rate	Light signal	2025 Medium-term Target	2030 Long-term Target
N/A *New indicator	N/A *New indicator	—	2%	10%

Target 13.2

Output indicators

Economic Development Bureau

Indicator

*** 6. The cumulative rate of zero carbon certification counseling for enterprises**

Definition: Based on the 19,000 operating factories in the city, the number of counselors is expected to reach 10% by 2030. The key to reducing carbon emissions is to start with the "Energy Department" and "Manufacturing Process Department" and cooperate with the EPA to conduct an inventory of the city's carbon emission enterprises for counseling.

2021 Short-term Target	2022 Achievement rate	Light signal	2025 Medium-term Target	2030 Long-term Target
N/A *New indicator	N/A *New indicator	—	12%	15%

Target 13.b

Output indicators

Environmental Protection Bureau

Indicator

*** 7. The percentage of low-carbon villages awarded with bronze and silver certificates**

Definition: Percentage of villages obtained bronze and silver certifications for low-carbon sustainable homes in the city.

2021 Short-term Target	2022 Achievement rate	Light signal	2025 Medium-term Target	2030 Long-term Target
N/A *New indicator	N/A *New indicator	—	15%	100%

Target 13.3

Output indicators

Environmental Protection Bureau

Indicator

*** 8. The cumulative growth rate of Zero Carbon Life APP members**

Definition: Currently, the number of members in 2023 is 32,000. In line with the Environmental Protection Bureau's promotion of the Eco-Point App. The number of members will be expected to reach 250,000 by 2030 as a target.

Calculation: number of members in the current year / 250,000

2021 Short-term Target	2022 Achievement rate	Light signal	2025 Medium-term Target	2030 Long-term Target
N/A *New indicator	N/A *New indicator	—	61.15% (532 tons/year)	69.2% (602 tons/year)

Target 13.2 Outcome indicators Water Resources Bureau

Indicator

* **9. The growth rate of household methane emission reduction**

Definition: Based on the rolling revision of the target value for 2030 and based on the sewage treatment rate, taking into account the double-counting partial deduction and the adjustment of the road permit application and the central subsidy factor, the target value for 2022 was 497 (tons/year), and as of the end of June 2023, it was 502 (tons/year).

2021 Short-term Target	2022 Achievement rate	Light signal	2025 Medium-term Target	2030 Long-term Target
20%	100%	●	25%	29%

Target 13.b Outcome indicators Civil Affairs Bureau

Indicator

10. The growth rate of low-carbon certified religious venues

Definition: Based on the number of certified low carbon certified religious sites in 2018 (44 cases).

Calculation: (number of certifications in the current year - number of certifications in 2018) / number of certifications in 2018 X 100%.



The goal of SDGs

SDG14 Life below Water

2021 Short-term Target	2022 Achievement rate	Light signal	2025 Medium-term Target	2030 Long-term Target
N/A *New indicator	N/A *New indicator	—	16.6%	33.3%

Target 14.1 Output indicators Agriculture Bureau

Indicator

* **1. The cumulative growth rate of the inventory and implementation of sustainable fisheries resources conservation norms.**

Definition: To implement fisheries management and protect fisheries resources by quota of captured Whitebaits announced by the Fisheries Agency every year to achieve the goal of sustainable utilization. Based on the cumulative growth rate of at least two monthly inspections (24 inspections/year) to detect and eradicate illegal fishing behavior.

2021 Short-term Target	2022 Achievement rate	Light signal	2025 Medium-term Target	2030 Long-term Target
100 tons (Baseline)	96.92%	●	30%	40%

Target 14.1 Outcome indicators Agriculture Bureau

Indicator

2. The cumulative growth rate of recycled marine waste volume

Definition and calculation: Using 2021 (100 tons recycled) as the base year and adopting the cumulative growth rate.

	2021 Short-term Target	2022 Achievement rate	Light signal	2025 Medium-term Target	2030 Long-term Target
Target 14.1	N/A *New indicator	N/A *New indicator	—	8.3% cumulative growth rate	16.6% cumulative growth rate
Output indicators					
Agriculture Bureau					
Indicator					
* 3. The cumulative growth rate of gillnetting gear labeling counseling					
Definition: To implement the policy on source management of gillnetting fishing gears, to counsel fishermen on implementing measures to label gillnetting gears by organizing 2 fishing port inspections per month					
Calculation: At least 2 gillnet fishing gear labeling inspections per month (based on 24 inspections in 2021, calculate the cumulative growth rate of gillnet fishing gear labeling inspections).					



The goal of SDGs

SDG15 Life on Land

	2021 Short-term Target	2022 Achievement rate	Light signal	2025 Medium-term Target	2030 Long-term Target
Target 15.1	N/A *revised indicator	N/A *revised indicator	—	50%	100%
Output indicators					
Agriculture Bureau					
Indicator					
1. The cumulative growth rate of the program of wetland ecological education and attendance					
Definition: Actively organize wetland education activities, total the number of participants in each event, and calculate the cumulative growth rate by setting a phased target value based on the target value of 600 participants in 2021.					

	2021 Short-term Target	2022 Achievement rate	Light signal	2025 Medium-term Target	2030 Long-term Target
Target 15.5	24%	100%	●	27%	30%
Outcome indicators					
Agriculture Bureau					
Indicator					
2. The coverage of the biodiversity conservations					
Definition: Sensitive area of land under central and local administration/total land area of the city (%)					

	2021 Short-term Target	2022 Achievement rate	Light signal	2025 Medium-term Target	2030 Long-term Target
Target 15.5	N/A *New indicator	N/A *New indicator	—	200%	300%
Output indicators					
Agriculture Bureau					
Indicator					
* 3. The cumulative growth rate of the number of maintenance and removal of exotic animals and plants in the ecological education park					
Definition: Execute the maintenance and management of Daan Shuiyu Ecological Education Park and remove exotic animals and plants.					

2021 Short-term Target	2022 Achievement rate	Light signal	2025 Medium-term Target	2030 Long-term Target
N/A *New indicator	N/A *New indicator	—	5%	10%

Target 15.1 Outcome indicators Agriculture Bureau

Indicator

* **4. The rate of wetlandized areas of detention basins**

Definition: In line with the newly formulated of the "Taichung City Low-Carbon City Development Autonomy Ordinance" to facilitate the basis for subsequent promotion.

2021 Short-term Target	2022 Achievement rate	Light signal	2025 Medium-term Target	2030 Long-term Target
N/A *New indicator	N/A *New indicator	—	7.06%	8.81%

Target 15.2 Outcome indicators Agriculture Bureau

Indicator

* **5. The cumulative growth of forest carbon sinks per year**

Definition and calculation: 1 hectare of forest plantation generates about 9.9 tCO₂e of carbon sequestration annually.

2021 Short-term Target	2022 Achievement rate	Light signal	2025 Medium-term Target	2030 Long-term Target
9.51 hectares	100%	●	9.65 hectares	9.8 hectares

Target 15.2 Outcome indicators Agriculture Bureau

Indicator

* **6. The cumulative growth of forest carbon sinks per year**

Definition: 9.8m² of green space per capita by 2030.

Calculation: (Number of parks, green spaces, children's playgrounds, sports venues, and squares built in the urban planning area / Population of the urban planning area at the end of the year)*10,000.



The goal of SDGs

SDG16 Peace, Justice and Strong Institutions

2021 Short-term Target	2022 Achievement rate	Light signal	2025 Medium-term Target	2030 Long-term Target
100%	111.9%	●	100%	100%

Target 16.1 Outcome indicators Police Department

Indicator

1. The rate of detecting violent crimes

Definition: 100% violent crime detection rate target.

Calculation: (Number of violent crimes detected / Number of violent crimes occurred) X 100%.

2021 Short-term Target	2022 Achievement rate	Light signal	2025 Medium-term Target	2030 Long-term Target
76%	100%	●	80%	84%

Target 16.2

Outcome indicators

Social Affairs Bureau

Indicator

2. The rate of intervenin in violence and abuse

Calculation: Number of cases in which violence was de-escalated, the cause of abuse disappeared, or treatment goals were met/number of domestic violence and child protection closures for the year X 100%. (Baseline year: 2021 Baseline: 76%)

2021 Short-term Target	2022 Achievement rate	Light signal	2025 Medium-term Target	2030 Long-term Target
N/A *revised indicator	N/A *revised indicator	—	2,792人	2,655人

Target 16.6

Outcome indicators

Social Affairs Bureau

Indicator

3. The number of traffic fatalities and injuries per 100,000 population

Definition: Based on A1+A2 the average number of casualties caused by traffic accidents from the year 2016 to 2018. Based on the City's average population x 100.000 from the year 2016 to 2018. The goal for declining the accident rate by 1.5% from 2021 to 2030. The rate for declining traffic accidents will be adjusted to 1% from 2026 to 2030 ,for the margin of traffic accident is concerned.

Calculation: (Number of traffic fatalities and injuries in the target year for Type A1+A2 / City population in the target year) X 100,000.

2021 Short-term Target	2022 Achievement rate	Light signal	2025 Medium-term Target	2030 Long-term Target
53%	97%	●	55%	59%

Target 16.7

Output indicators

Legal Affairs Bureau

Indicator

4. The mediation rate of consumer dispute cases

Definition: Percentage of the mediation rate of consumer dispute cases

Calculation: Number of the mediation rate of consumer dispute cases reaching consensus/number of mediation meetings held in current year.

2021 Short-term Target	2022 Achievement rate	Light signal	2025 Medium-term Target	2030 Long-term Target
N/A *New indicator	N/A *New indicator	—	9%	24%

Target 16.7

Output indicators

Local Tax Bureau

Indicator

5. The growth rate of intelligent customer service questions

Definition: Using the number of questions asked by the public through the Bureau's official LINE intelligent customer service system of 3,930 times in 2022 as the base, the short-, medium-, and long-term target growth rates are set. Using the 2020 Taxpayer's Bill of Rights as the base for calculating the short-, medium-, and long-term target growth rates.

Target	Output indicators	Local Tax Bureau	2021 Short-term Target	2022 Achievement rate	Light signal	2025 Medium-term Target	2030 Long-term Target
Target 16.7			N/A *New indicator	N/A *New indicator	—	37%	47%
Indicator							
* 6. The growth rate of taxpayers' rights protection cases							
Definition: Using the 2020 Taxpayer's Bill of Rights as the base for calculating the short-, medium-, and long-term target growth rates.							

Target	Outcome indicators	Civil Service Ethics Office	2021 Short-term Target	2022 Achievement rate	Light signal	2025 Medium-term Target	2030 Long-term Target
Target 16.6			N/A *New indicator	N/A *New indicator	—	The ratio of corruption and misconduct of the civil servants has dropped to 4 ten thousandth	The ratio of corruption and misconduct of the civil servants has dropped to 3 ten thousandth
Indicator							
* 7. The ratio of corruption and misconduct of the civil servants							
Calculation: Number of persons convicted by the court in the first trial of corruption and misconduct cases/total number of public servants in the year.							

Target	Output indicators	Digital Affairs Bureau	2021 Short-term Target	2022 Achievement rate	Light signal	2025 Medium-term Target	2030 Long-term Target
Target 16.10			N/A *New indicator	N/A *New indicator	—	25%	50%
Indicator							
* 8. The cumulative growth rate of opening platform data numbe							
Definition: Since the number of visits in 2020 was 2,800, the annual target value of "cumulative growth rate" = (number of visits at the end of the year - 2,800) / 2,800							

Target	Output indicators	Local Tax Bureau	2021 Short-term Target	2022 Achievement rate	Light signal	2025 Medium-term Target	2030 Long-term Target
Target 16.7			N/A *New indicator	N/A *New indicator	—	20% growth rate of cases filed	45% growth rate of cases filed
Indicator							
* 9. The growth rate of online tax filings							
Definition: The short-, medium--, and long-term target growth rates were set using the number of applications of 10,000 cases in 2022 as the base value.							

2021 Short-term Target	2022 Achievement rate	Light signal	2025 Medium-term Target	2030 Long-term Target
N/A *New indicator	N/A *New indicator	—	The growth rate of direct local tax refund15.8%	The growth rate of direct local tax refund18.2%

Target 16.7 **Output indicators** **Local Tax Bureau**

Indicator

* **10. The growth rate of direct local tax refund**

Definition: Using the 2020 direct local tax refund processing ratio (ratio of direct tax refunds to total refunds) of 60.89% as the baseline, set short-, medium-, and long-term target growth rates.

2021 Short-term Target	2022 Achievement rate	Light signal	2025 Medium-term Target	2030 Long-term Target
N/A *New indicator	N/A *New indicator	—	4%	8%

Target 16.6 **Output indicators** **Legal Affairs Bureau**

Indicator

* **11. The rate of enhancement of mobile payment**

Definition: Promote the online mobile payment method in line with the government's digital governance.

Calculation: number of mobile payment transactions/total number of payment transactions.



The goal of SDGs

SDG17 Partnerships for the Goals

2021 Short-term Target	2022 Achievement rate	Light signal	2025 Medium-term Target	2030 Long-term Target
5%	100%	●	27%	36%

Target 17.16 **Output indicators** **Secretariat**

Indicator

1. The annual growth rate of international exchanges

Calculation: Annual growth rate of sister city/sister city exchanges + foreign guest visits + participation in international organizations and conferences. (Based on 38 meetings in 2020)

2021 Short-term Target	2022 Achievement rate	Light signal	2025 Medium-term Target	2030 Long-term Target
N/A *New indicator	N/A *New indicator	—	25%	28%

Target 17.16 **Output indicators** **Information Bureau**

Indicator

* **2. The growth rate of the SDG press releases**

Definition: Filtering the number of press releases on sustainability indicators in municipal news as a growth rate.

Calculation: Number of municipal news releases with sustainability indicators in the year - number of municipal news releases with sustainability indicators in 2021/number of municipal news releases with sustainability indicators in 2021, baseline:3339 releases.

			2021 Short-term Target	2022 Achievement rate	Light signal	2025 Medium-term Target	2030 Long-term Target
Target 17.16	Outcome indicators	Social Affairs Bureau	2%	276%	●	5%	8%
Indicator							
3. The growth rate of the number of volunteers							

Definition:	The City's goals for 2021, 2025, and 2030 in phases, considering the growth rate of volunteers over the years and the overall population growth trend.						
Calculation:	Number of volunteers in the current year / Number of volunteers in 2020 / Number of volunteers in 2020 X 100%. (Base year: 2020) Baseline value: 124,739 volunteers in 2020)						

			2021 Short-term Target	2022 Achievement rate	Light signal	2025 Medium-term Target	2030 Long-term Target
Target 4.7	Output indicators	Cultural Affairs Bureau	N/A *New indicator	N/A *New indicator	–	12%	20%
Indicator							
* 4. The growth rate of youth participation in community co-creation sessions							

Definition:	The number of youth participating in developing the City's community building spot program.						
Calculation:	Calculate the number of youth participation (including talent training, proposal, implementation, counseling, and exchange meetings) based on the promotion of the City community site program each year.						
Target:	The number of youth participation in the city's community building program in 2021 is 25.						



▲ Green Waterway



Directed by Taichung City Government, Sustainable development, low carbon city and climate change response steering group of Taichung city

Execution Units: Research, Development and Evaluation Commission; Urban Development Bureau; Environmental Protection Bureau; Economic Development Bureau; Water Resources Bureau; Transportation Bureau; Construction Bureau; Health Bureau; Department of Social Welfare; Education Bureau; Agriculture Bureau; Labor Affairs Bureau; Cultural Affairs Bureau; Information Bureau; Civil Affairs Bureau; Tourism and Travel Bureau; Fire Bureau; Legal Affairs Bureau; Police Department; Secretariat; Land Administration Bureau; Sport Bureau; Local Tax Bureau; Council of Indigenous People; Council for Hakka Affairs; Digital Affairs Bureau; Finance Bureau; Budget, Accounting, and Statistics Office; Department of Personnel; Civil Service Ethics Office

Collaborator: Green Ideas Synergy Inc.

PROSPEROUS TAICHUNG
TAICHUNG  SUSTAINABLE HAPPINESS
PROSPEROUS TAICHUNG
TAICHUNG  SUSTAINABLE HAPPINESS
PROSPEROUS TAICHUNG
TAICHUNG  SUSTAINABLE HAPPINESS
PROSPEROUS TAICHUNG
TAICHUNG  SUSTAINABLE HAPPINESS
PROSPEROUS TAICHUNG
TAICHUNG  SUSTAINABLE HAPPINESS
PROSPEROUS TAICHUNG
TAICHUNG  SUSTAINABLE HAPPINESS
PROSPEROUS TAICHUNG
TAICHUNG  SUSTAINABLE HAPPINESS
PROSPEROUS TAICHUNG



TAICHUNG CITY
VOLUNTARY LOCAL REVIEW
SUSTAINABLE DEVELOPMENT GOALS

SUSTAINABLE HAPPINESS / PROSPEROUS TAICHUNG