

# Corporate Sustainability Management in Japan and Korea

## - Questionnaire Data -

With regard to the results of questionnaire survey quoted in the main text, we hereby present the results of responses from corporations.

As previously stated in the main text, data of Japanese corporations are cited from a questionnaire survey, “Research on Environmental Action of Corporations” conducted by Ministry of the Environment, Japan (MoEJ). Data of Korean corporations correspond to the survey results independently conducted by the authors and other co-researchers in the fall of 2002. Also for the better comparison with Japanese data, questions asked in Korean survey are based on those used in the MoEJ survey.

### 1. Outline of survey - Japanese corporations

**Title:** “Research on Environmental Action of Corporations 2001”  
(Partly cited from 2000 survey)

**Organizer:** Ministry of the Environment  
(Environment and Economy Division, Environmental Policy Bureau)

**Contractor:** Global Environmental Forum

**Subject of Research:**

Total: 6,360 corporations and business offices

- 2,644 corporations listed on the 1<sup>st</sup> and 2<sup>nd</sup> section of Tokyo Stock Exchange, Osaka Securities Exchange and Nagoya Stock Exchange
- 3,716 unlisted corporations and business offices with more than 500 employees

**Valid response (collect rate):** Listed company 1,291 ( 48.8% )

Unlisted company 1,607 ( 43.2% )

Total 2,898 ( 45.6% )

Types of Industry	Listed company(%)*		Listed/ unlisted company(%)	
Construction	117	(9.1)	206	(7.1)
Manufacture	818	(63.4)	1,460	(50.4)
Electricity/ Gas	19	(1.5)	25	(0.9)
Traffic • Telecom	47	(3.6)	173	(6.0)
Wholesale	70	(5.4)	148	(5.1)
Retail trade/ Restaurant	74	(5.7)	229	(7.9)
Financial • Insurance	62	(4.8)	133	(4.6)
Real estate	10	(0.8)	15	(0.5)
Service	68	(5.3)	433	(14.9)
Other	6	(0.5)	76	(2.6)
Total	1,291	(100)	2,898	(100)

\* Note: Of the above-results, data of listed company was used in this report since Korean data include listed company only.

## 2. Outline of survey – Korean corporations

**Title:** “Environmental and Social Activities of Asian Corporations – Now and the Future”

~ Comparative Study between Korea, Philippines and Indonesia ~ (Feb, 2003)

**Research organ:** Institute for Global Environmental Strategies (IGES)

(Subsidized by Hyogo Research Organization for Human Care)

**Research staff:** Yasuhiro KANDA (IGES, Japan), Yasuhisa NAKASO (IGES, Japan),

Byung-Wook Lee (POSRI, Korea), Fatima Reyes (Philippines)

RTM Sutamihardja (Bogor University, Indonesia)

**Period:** October 2002 through December 2002

\*Note: Slightly differ from the Japanese survey period of 2001

**Subject of Research:** 653 corporations listed on Seoul Stock Exchange

\*Note: Of the survey results of Korea, Philippines and Indonesia, this report includes data of Korean corporations only.

**Valid response (collect rate):**98 listed companies ( 15.0% )

Of the 653 listed companies, manufacturing industry accounts for 69.8% (456), construction 7.4% (48), finance 6.0% (39), service 5.8% (38) and distribution industry 5.1% (33).

Regarding 98 companies who responded, manufacturing industry makes up a large percentage of 89.8% (83), construction 7.4% (6.0%) and distribution industry 5.1% (3). As for energy industries such as electricity and gas, two companies answered out of 9, while none of 39 financial institutions responded to the survey.

Types of Industry	Listed company ( % )		Response ( % )	
Manufacture	456	(69.8)	83	(84.7)
Construction	48	(7.4)	6	(6.1)
Financial	39	(6.0)	0	(0.0)
Service	38	(5.8)	1	(1.0)
Distribution	33	(5.1)	3	(3.1)
Traffic, Warehousing	18	(2.8)	2	(2.0)
Electricity/ Gas	10	(1.5)	2	(2.0)
Communication	5	(0.8)	1	(1.0)
Fishery	4	(0.6)	0	(0.0)
Mining	2	(0.3)	0	(0.0)
Total	653	(100)	98	(100)

In comparing the data between the two countries, for the data to have close condition, responses from listed manufacturing companies only will be cited and described as “Manufacture”. In cases where data of manufacturing industry is not available, data of all the listed companies will be presented and shown as “All industries”.

### 3. Outline of the questions

No.		content	Note
Stance to the Environment	1	Environmental efforts and activities	
	2	Environmental policy	
	3	Concrete target	
	4	Concrete action plan	Japan: 2000 data
	5	Environmental education for employees	
Environmental Management System	6	Policy about ISO14001 certificate Status of obtaining ISO14001	
	7	Benefits of obtaining ISO14001	
	8	Product evaluation using LCA	
	9	Environmental informational disclosure on products	
B to B Relationship	10	Guidance to affiliates	
	11	Environmental criteria for selecting contractors	
	12	Status of green procurement	
Environmental Information Disclosure	13	Disclosing information on environmental data or activities	
	14-1	Content of Information disclosure	
	14-2	Ways of disclosing information	
	14-3	Objectives of disclosing information	
Environmental Reporting	15	Status of issuing environmental reports	
	16	Environmental information included in annual report	Korea only
	17	Environmental information on Website	Korea only
	18	Awareness of environmental reporting guidelines	Korea only
Environmental Accounting	19	Awareness of environmental accounting	Korea only
	20	Introducing environmental accounting system	Korea only
Environmental Performance	21	Understanding data on pollution emission	
	22	Kinds of emission data	
Environmental Business	23	Positioning of environmental business	
	24	Area of interest	
	25	Hindrance to environmental business	
Measures to Lessen the Amount of Pollutant Emission	26	Corporate activities for environmental conservation	Japan: 2000 data
Measures to Prevent Global Warming	27	Corporate attitude for global warming	
	28	Interest in greenhouse gas emission trading	Korea only
	29	Interest in CDM	Korea only
Relationship with	30	Relationship with multinationals	Korea only
	31	Requests or guidance from multinationals	Korea only

Multinational Corporations	32	Types of industry of multinationals	Korea only
Community Relationship	33	Program for community activities	
	34	Kinds of community activities	
Social Performance	35	Policies for equal employment opportunities	Korea only
	36	Policies for human rights	Korea only
	37	Policies for customers' health and safety	Korea only
Expectation to Public Policy	38	Kinds of supports expected from governments	

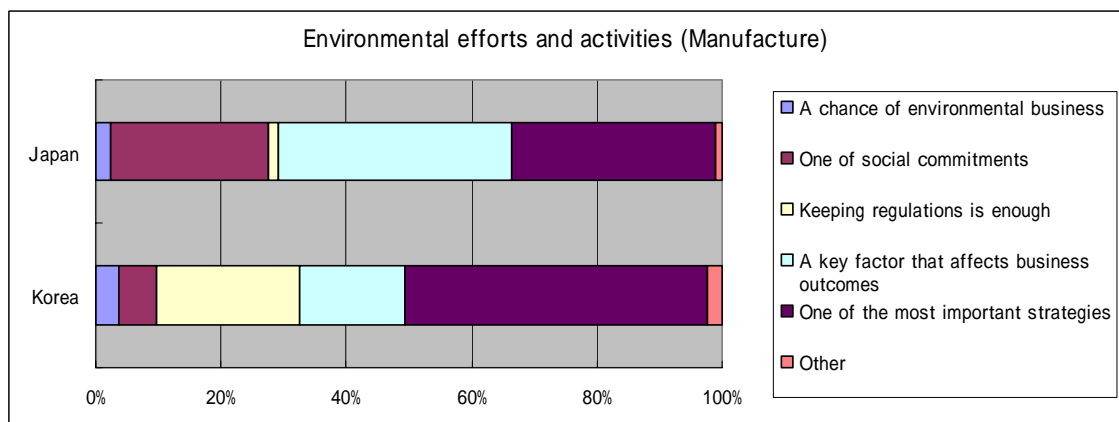
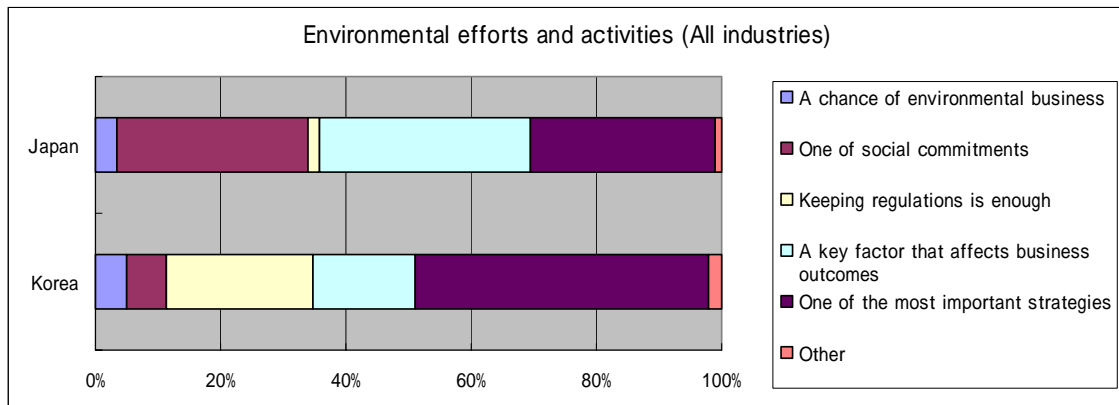
## 4. Results

1 How does our company perceive business activities for environmental conservation?

(Check one box.)

- a. It brings a big chance of environmental business.
- b. Environmental consideration is one of social commitments
- c. Keeping regulations is enough
- d. It is a key factor that affects business outcomes
- e. It is incorporated into business activities as one of the most important strategies
- f. Other ( )

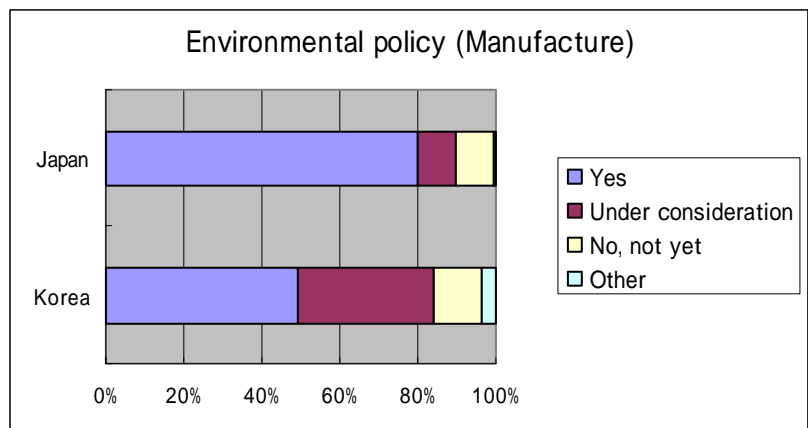
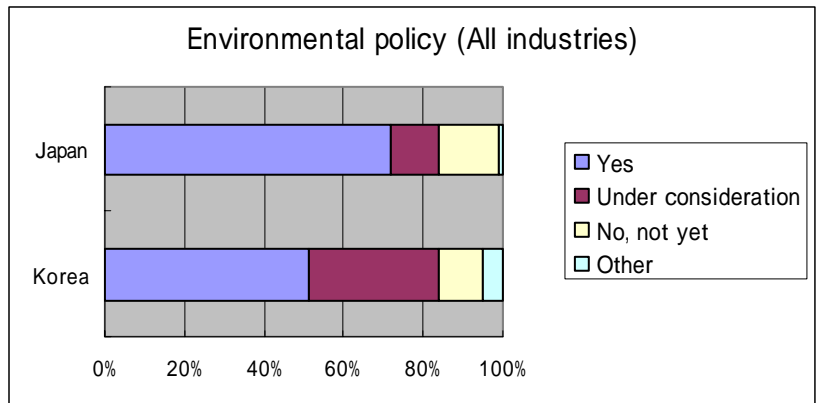
	All industries				Manufacture			
	Valid response		%		Valid response		%	
	Korea	Japan	Korea	Japan	Korea	Japan	Korea	Japan
A chance of environmental business	5	44	5.1	3.4	3	19	3.6	2.3
One of social commitments	6	389	6.1	30.5	5	205	6.0	25.3
Keeping regulations is enough	23	23	23.5	1.8	19	13	22.9	1.6
A key factor that affects business outcomes	16	430	16.3	33.7	14	300	16.9	37.0
One of the most important strategies	46	378	46.9	29.6	40	265	48.2	32.7
Other	2	12	2.0	0.9	2	8	2.4	1.0
<b>Total</b>	<b>98</b>	<b>1276</b>	<b>100.0</b>	<b>100.0</b>	<b>83</b>	<b>810</b>	<b>100.0</b>	<b>100.0</b>



2 Does your company have a well-documented and company-wide environmental policy that the CEO has participated in developing? (Check one box.)

a. Yes  
b. Under consideration  
c. No, not yet  
d. Other ( )

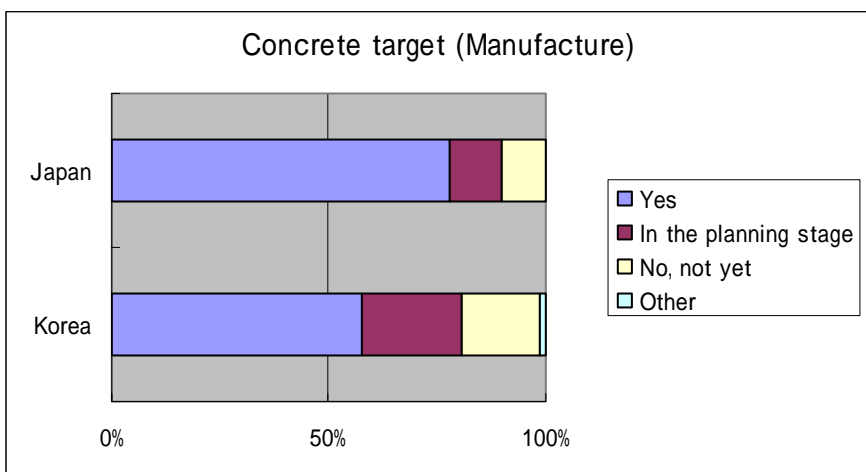
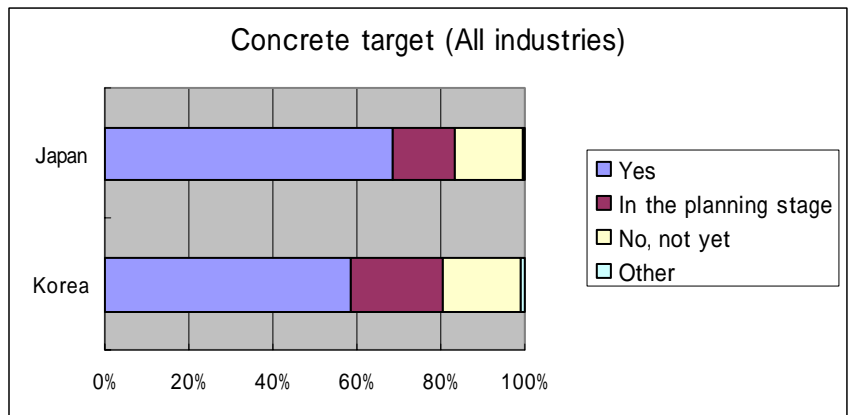
	All industries				Manufacture			
	Valid response		%		Valid response		%	
	Korea	Japan	Korea	Japan	Korea	Japan	Korea	Japan
Yes	50	922	51.0	71.7	41	652	49.4	79.9
Under consideration	32	157	32.7	12.2	29	80	34.9	9.8
No, not yet	11	195	11.2	15.2	10	81	12.0	9.9
Other	5	12	5.1	0.9	3	3	3.6	0.4
<b>Total</b>	<b>98</b>	<b>1286</b>	<b>100.0</b>	<b>100.0</b>	<b>83</b>	<b>816</b>	<b>100.0</b>	<b>100.0</b>



3 Does your company have a concrete environmental target? [MOE2-3]  
 (e.g. to decrease XX emission by YY percentage by year ZZ) (Check one box.)

a. Yes  
 b. In the planning stage  
 c. No, not yet  
 d. Other ( )

	All industries				Manufacture			
	Valid response		%		Valid response		%	
	Korea	Japan	Korea	Japan	Korea	Japan	Korea	Japan
Yes	57	882	58.8	68.7	48	635	57.8	78.0
In the planning stage	21	187	21.6	14.6	19	95	22.9	11.7
No, not yet	18	211	18.6	16.4	15	84	18.1	10.3
Other	1	4	1.0	0.3	1	0	1.2	0.0
Total	97	1284	100.0	100.0	83	814	100.0	100.0

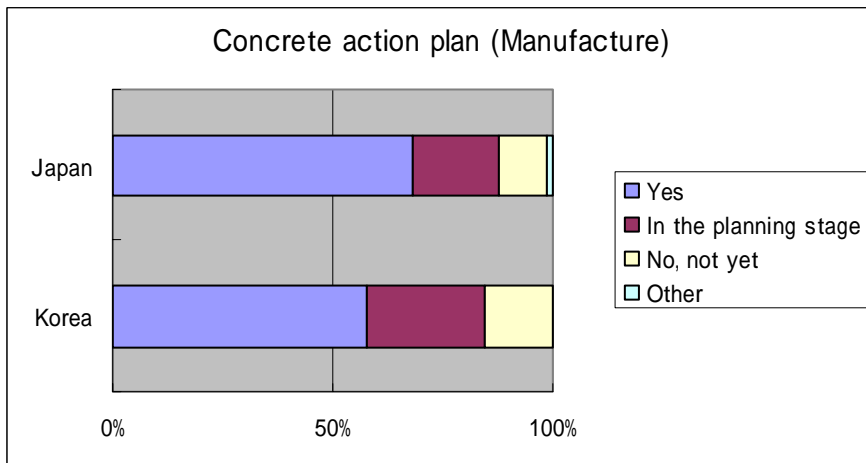
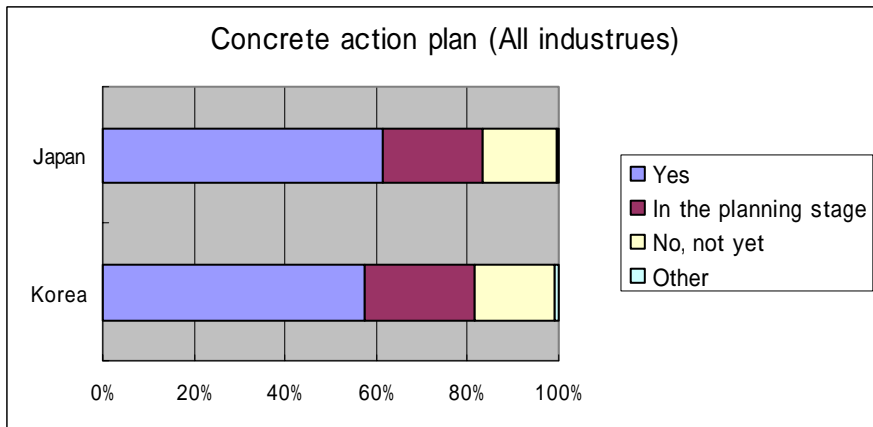


4 For those who answered "yes" in the previous question, does your company have a concrete action plan? (Check one box.)

- a. Yes
- b. In the planning stage
- c. No, not yet
- d. Other ( )

	All industries				Manufacture			
	Valid response		%		Valid response		%	
	Korea	Japan	Korea	Japan	Korea	Japan	Korea	Japan
Yes	53	61	57.6	61.6	45		57.7	68.3
In the planning stage	22	22	23.9	22.0	21		26.9	19.6
No, not yet	16	16	17.4	16.1	12		15.4	10.6
Other	1	0	1.1	0.4	0		0.0	1.5
Total	92	98	100.0	100.0	78		100.0	100.0

\*Japanese data are based on 2000 data.

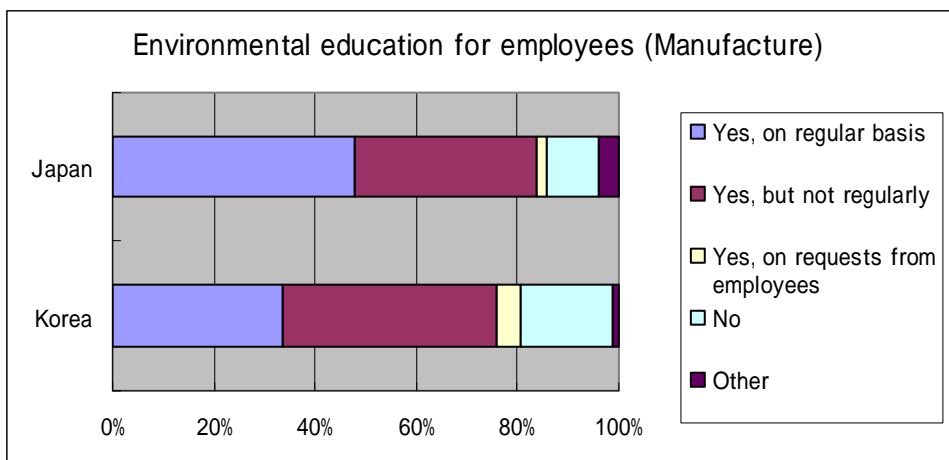
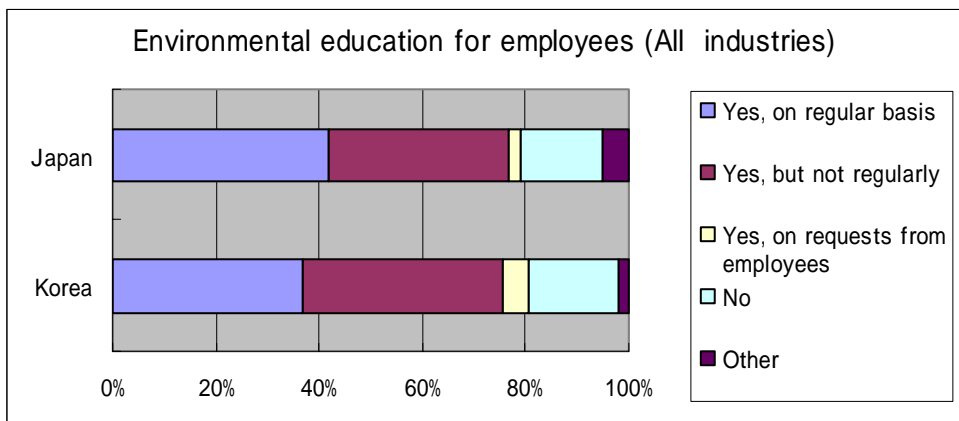




5 Does your company have environmental education programs to your employees?  
 (Check one box.)

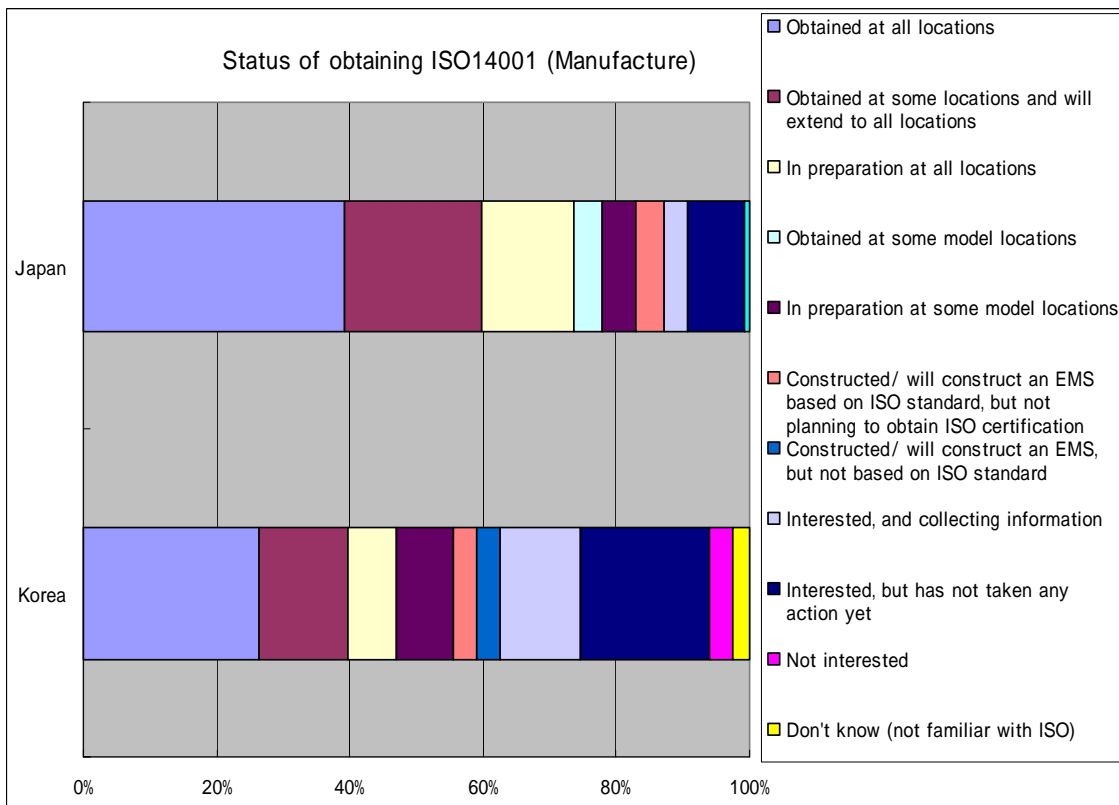
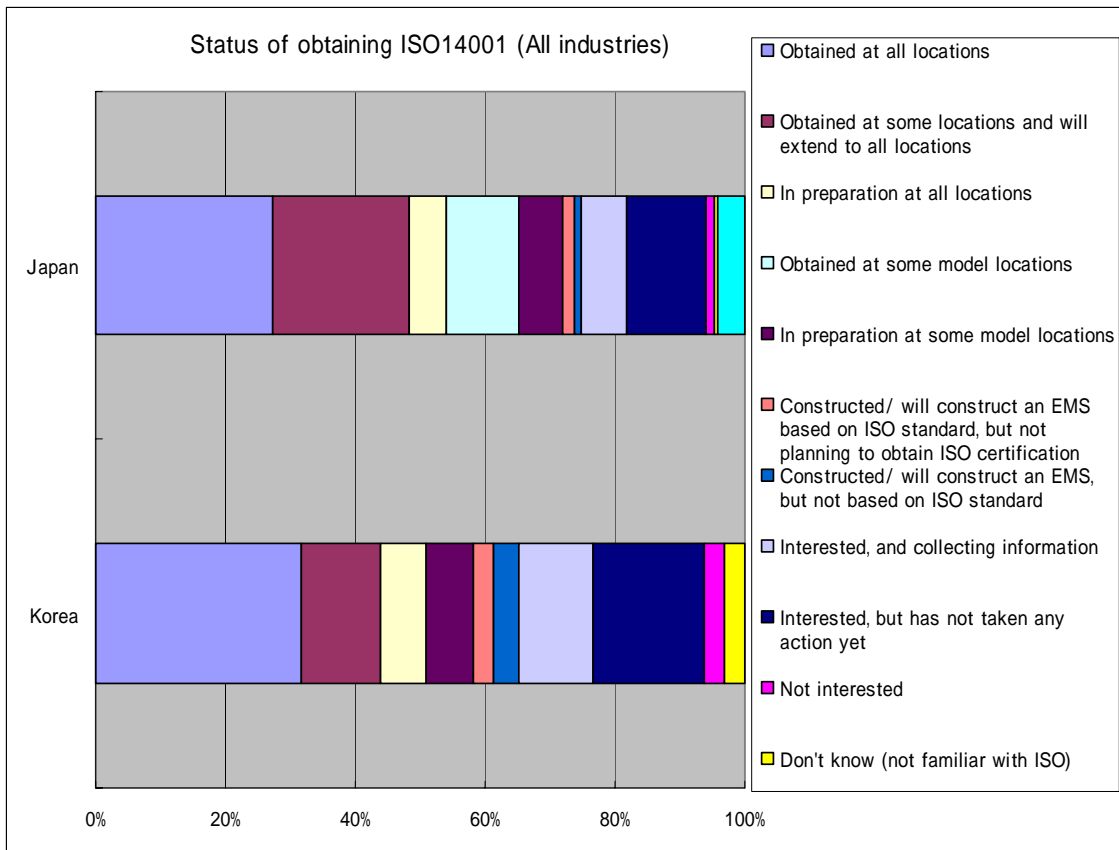
- a. Yes, on regular basis
- b. Yes, but not regularly
- c. Yes, on requests from employees
- d. No
- e. Other ( )

	All industries				Manufacture			
	Valid response		%		Valid response		%	
	Korea	Japan	Korea	Japan	Korea	Japan	Korea	Japan
Yes, on regular basis	36	533	36.7	41.7	28	389	33.7	48.0
Yes, but not regularly	38	450	38.8	35.2	35	290	42.2	35.8
Yes, on requests from employees	5	26	5.1	2.0	4	16	4.8	2.0
No	17	205	17.3	16.0	15	85	18.1	10.5
Other	2	64	2.0	5.0	1	310	1.2	3.8
<b>Total</b>	<b>98</b>	<b>1278</b>	<b>100.0</b>	<b>100.0</b>	<b>83</b>	<b>811</b>	<b>100.0</b>	<b>100.0</b>



- 6 How does your company deal with ISO14001 certification or introducing environmental management system (EMS)? (Check one box.)
- Obtained ISO 14001 certification at all business locations
  - Obtained the certification at some locations and will extend to all locations
  - In preparation for obtaining the certification at all locations
  - Obtained the certification at some model locations
  - In preparation for obtaining the certification at some model locations
  - Constructed/ will construct an EMS system based on ISO standard, but not planning to obtain ISO certification
  - Constructed/ will construct an EMS system, but not based on ISO standard
  - Interested in ISO standard and collecting information
  - Interested in ISO standard but has not taken any action yet
  - Not interested in environmental management system
  - Don't know (not familiar with ISO standard)
  - Other ( )

	All industries				Manufacture			
	Valid response		%		Valid response		%	
	Korea	Japan	Korea	Japan	Korea	Japan	Korea	Japan
Obtained ISO 14001 certification at all locations	31	351	31.6	27.2	22	46	26.5	39.3
Obtained the certification at some locations and will extend to all locations	12	271	12.2	21.0	11	24	13.3	20.5
In preparation for obtaining the certification at all locations	7	75	7.1	5.8	6	16	7.2	13.7
Obtained the certification at some model locations	0	142	0.0	11.0	0	5	0.0	4.3
In preparation for obtaining the certification at some model locations	7	90	7.1	7.0	7	6	8.4	5.1
Constructed/ will construct an EMS based on ISO standard, but not planning to obtain ISO certification	3	22	3.1	1.7	3	5	3.6	4.3
Constructed/ will construct an EMS, but not based on ISO standard	4	13	4.1	1.0	3	0	3.6	0.0
Interested in ISO standard and collecting information	11	90	11.2	7.0	10	4	12.0	3.4
Interested in ISO standard but has not taken any action yet	17	158	17.3	12.3	16	10	19.3	8.5
Not interested in environmental management system	3	17	3.1	1.3	3	0	3.6	0.0
Don't know (not familiar with ISO standard)	3	8	3.1	0.6	2	0	2.4	0.0
Other	0	52	0.0	4.0	0	1	0.0	0.9
<b>Total</b>	<b>98</b>	<b>1289</b>	<b>100.0</b>	<b>100.0</b>	<b>83</b>	<b>117</b>	<b>100.0</b>	<b>100.0</b>

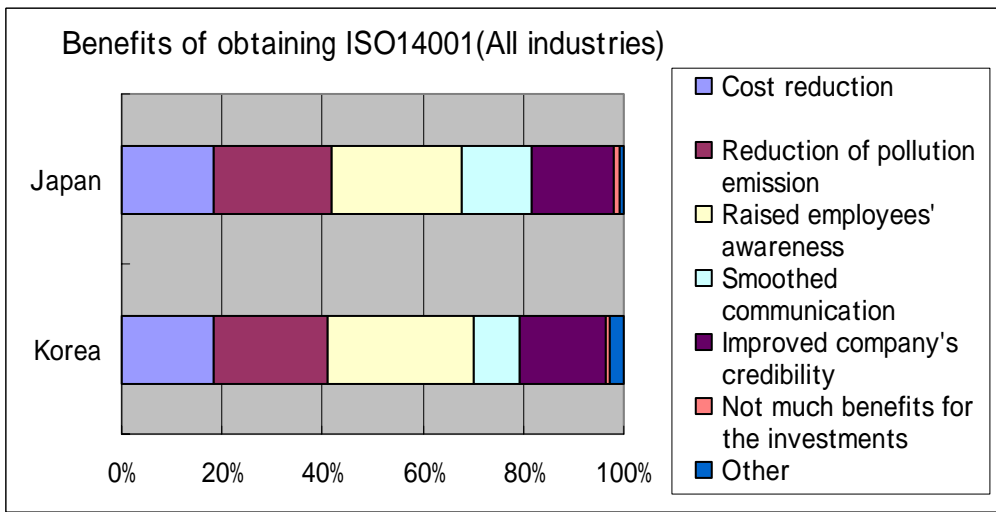


7 For those who obtained ISO14001, what benefits did your company get?

(Check all boxes that apply.)

- a. It led to cost reduction by energy saving or material saving
- b. It led to reduction of pollution emission through target management
- c. It raised employees' awareness
- d. It smoothed internal or external communication
- e. It improved company's credibility
- f. It did not bring much benefits for the investments
- g. Other ( )

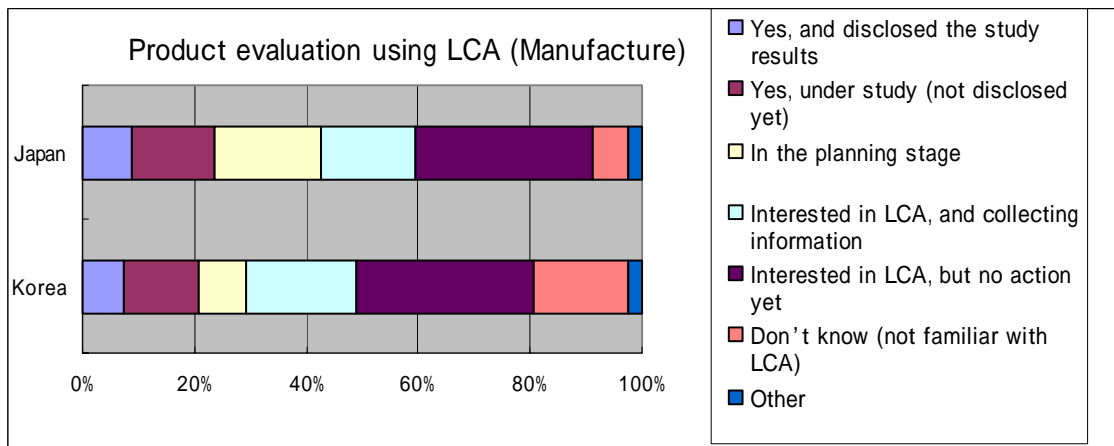
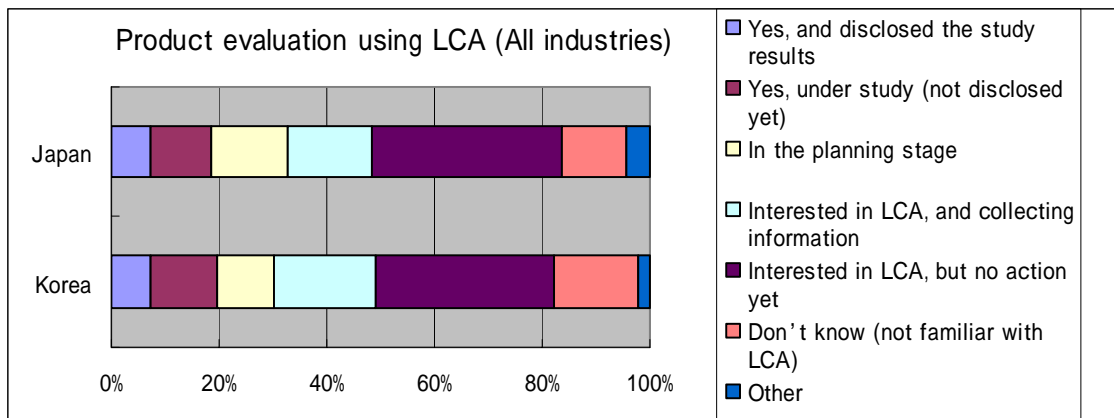
	All industries				Manufacture			
	Valid response		%		Valid response		%	
	Korea	Japan	Korea	Japan	Korea	Japan	Korea	Japan
Cost reduction	26	488	18.4	18.4	21		19.1	
Reduction of pollution emission	32	624	22.7	23.5	27		24.5	
Raised employees' awareness	41	691	29.1	26.0	30		27.3	
Smoothed communication	13	362	9.2	13.6	9		8.2	
Improved company's credibility	24	441	17.0	16.6	19		17.3	
Not much benefits for the investments	1	28	0.7	1.1	1		0.9	
Other	4	21	2.8	0.8	3		2.7	
<b>Total</b>	<b>141</b>	<b>2655</b>	<b>100.0</b>	<b>100.0</b>	<b>110</b>		<b>100.0</b>	



**8 Has your company ever conducted LCA (Life Cycle Assessment) study on your products?**  
 (Check one box.)

- a. Yes, and disclosed the study results
- b. Yes, under study (not disclosed yet)
- c. In the planning stage
- d. Interested in LCA, and collecting information
- e. Interested in LCA, but has not taken any action yet
- f. Don't know (not familiar with LCA)
- g. Other( )

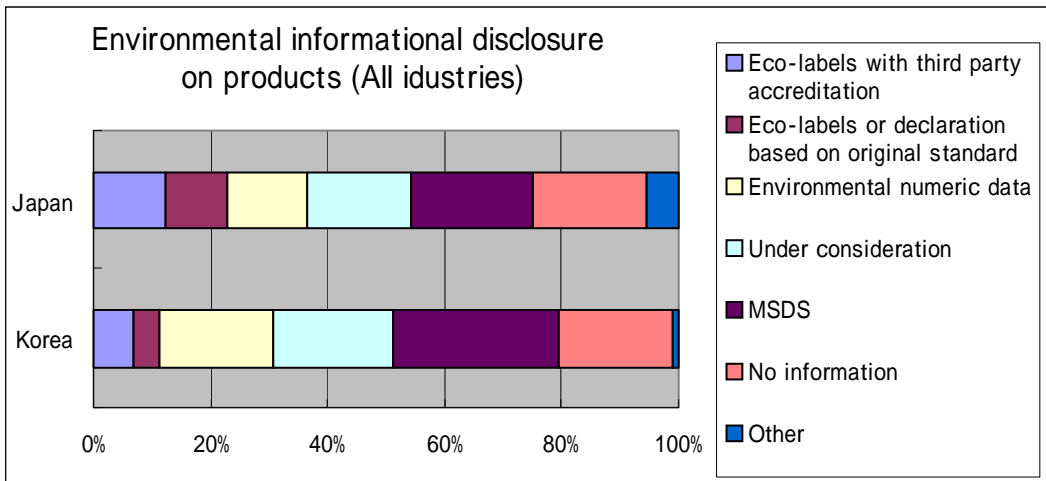
	All industries				Manufacture			
	Valid response		%		Valid response		%	
	Korea	Japan	Korea	Japan	Korea	Japan	Korea	Japan
Yes, and disclosed the study results	7	90	7.3	7.1	6	70	7.3	8.7
Yes, under study (not disclosed yet)	12	145	12.5	11.5	11	119	13.4	14.8
In the planning stage	10	179	10.4	14.2	7	153	8.5	19.0
Interested in LCA, and collecting information	18	198	18.8	15.7	16	138	19.5	17.1
Interested in LCA, but no action yet	32	443	33.3	35.0	26	254	31.7	31.5
Don't know (not familiar with LCA)	15	156	15.6	12.3	14	53	17.1	6.6
Other	2	53	2.1	4.2	2	19	2.4	2.4
<b>Total</b>	<b>96</b>	<b>1264</b>	<b>100.0</b>	<b>100.0</b>	<b>82</b>	<b>806</b>	<b>100.0</b>	<b>100.0</b>



9 How does your company provide environmental information on your products or services?  
 (Check all boxes that apply.)

- a. Shows eco-labels on products or brochures with third party accreditation.
- b. Shows eco-labels or declaration on products or brochures based on original standard
- c. Discloses environmental numeric data on products or in brochures
- d. Under consideration
- e. Provides Material Safety Data Sheet (MSDS)
- f. Doesn't provide environmental information
- g. Other ( )

	All industries				Manufacture			
	Valid response		%		Valid response		%	
	Korea	Japan	Korea	Japan	Korea	Japan	Korea	Japan
Eco-labels with third party accreditation	8	218	6.8	12.4	8		8.2	
Eco-labels or declaration based on original standard	5	186	4.3	10.6	3		3.1	
Environmental numeric data	23	242	19.7	13.7	19		19.4	
Under consideration	24	310	20.5	17.6	18		18.4	
MSDS	33	370	28.2	21.0	30		30.6	
No information	23	341	19.7	19.3	19		19.4	
Other	1	96	0.9	5.4	1		1.0	
<b>Total</b>	<b>117</b>	<b>1763</b>	<b>100.0</b>	<b>100.0</b>	<b>98</b>		<b>100.0</b>	

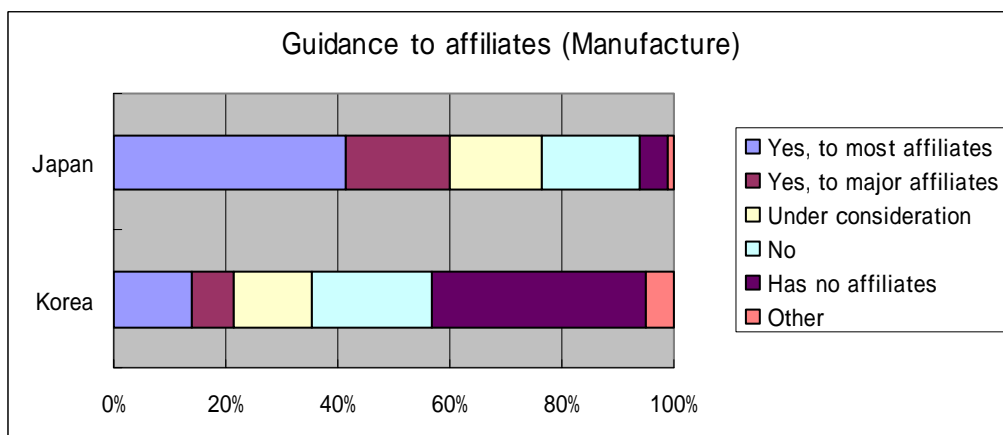
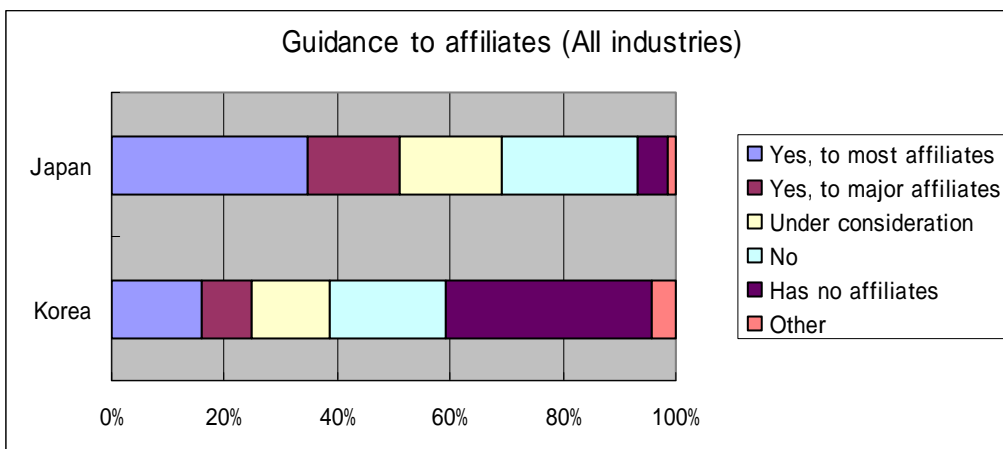


**10 Does your company provide guidance to your affiliates (more than 50% of investments) so that they may meet environmental commitment of your company?**

(Check one box.)

- a. Yes, to most affiliates
- b. Yes, to major affiliates
- c. Under consideration
- d. No
- e. Has no affiliates
- f. Other ( )

	All industries				Manufacture			
	Valid response		%		Valid response		%	
	Korea	Japan	Korea	Japan	Korea	Japan	Korea	Japan
Yes, to most affiliates	15	445	16.1	34.8	11	336	13.9	41.4
Yes, to major affiliates	8	208	8.6	16.3	6	152	7.6	18.7
Under consideration	13	231	14.0	18.0	11	133	13.9	16.4
No	19	308	20.4	24.1	17	142	21.5	17.5
Has no affiliates	34	70	36.6	5.5	30	41	38.0	5.0
Other	4	18	4.3	1.4	4	8	5.1	1.0
<b>Total</b>	<b>93</b>	<b>1280</b>	<b>100.0</b>	<b>100.0</b>	<b>79</b>	<b>812</b>	<b>100.0</b>	<b>100.0</b>

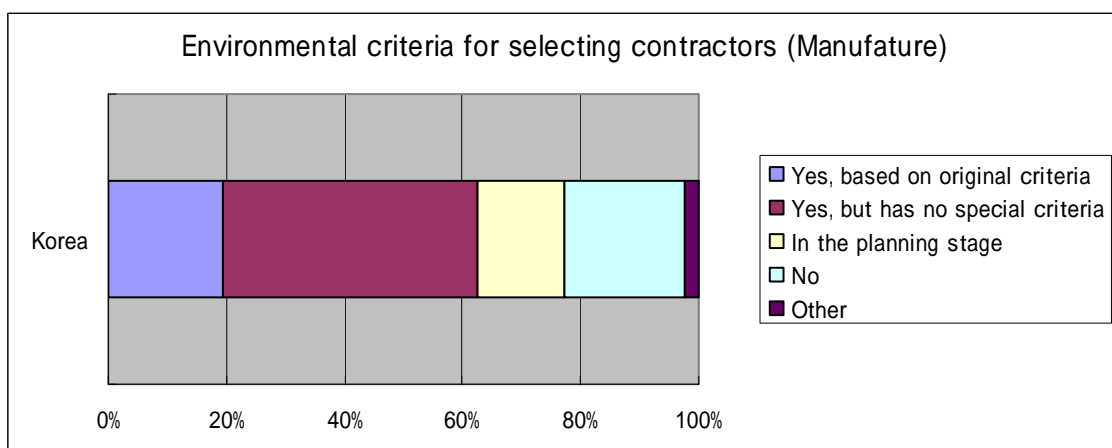
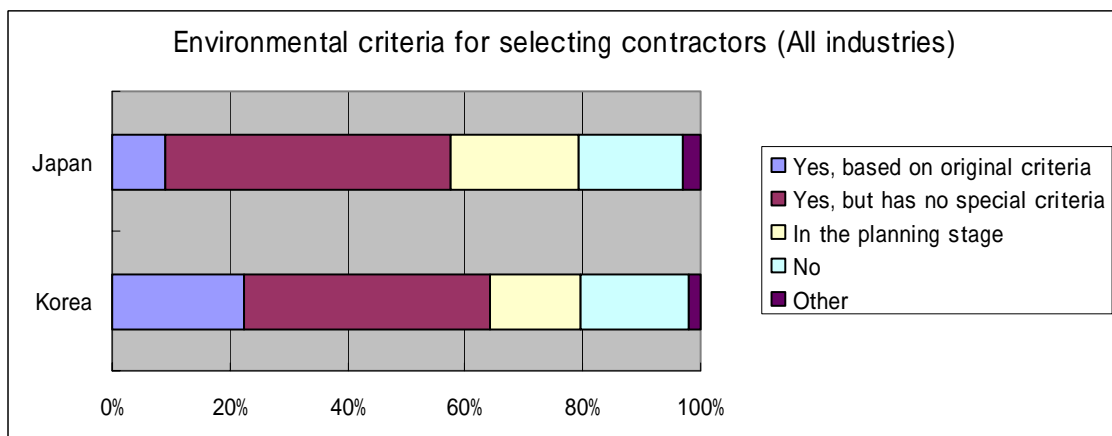


11 When selecting contractors, does your company take into consideration whether they are doing their business activities in environmentally sound way?

(Check one box.)

- a. Yes, selects contractors based on original criteria
- b. Yes, but has no special criteria
- c. In the planning stage
- d. No
- e. Other ( )

	All industries				Manufacture			
	Valid response		%		Valid response		%	
	Korea	Japan	Korea	Japan	Korea	Japan	Korea	Japan
Yes, based on original criteria	22	122	22.4	9.2	16		19.3	
Yes, but has no special criteria	41	645	41.8	48.4	36		43.4	
In the planning stage	15	290	15.3	21.8	12		14.5	
No	18	236	18.4	17.7	17		20.5	
Other	2	39	2.0	2.9	2		2.4	
<b>Total</b>	<b>98</b>	<b>1332</b>	<b>100.0</b>	<b>100.0</b>	<b>83</b>		<b>100.0</b>	

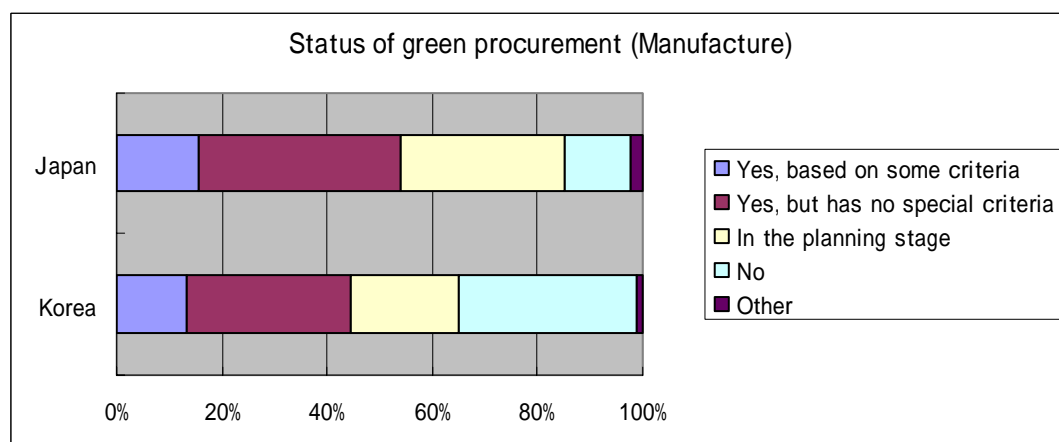
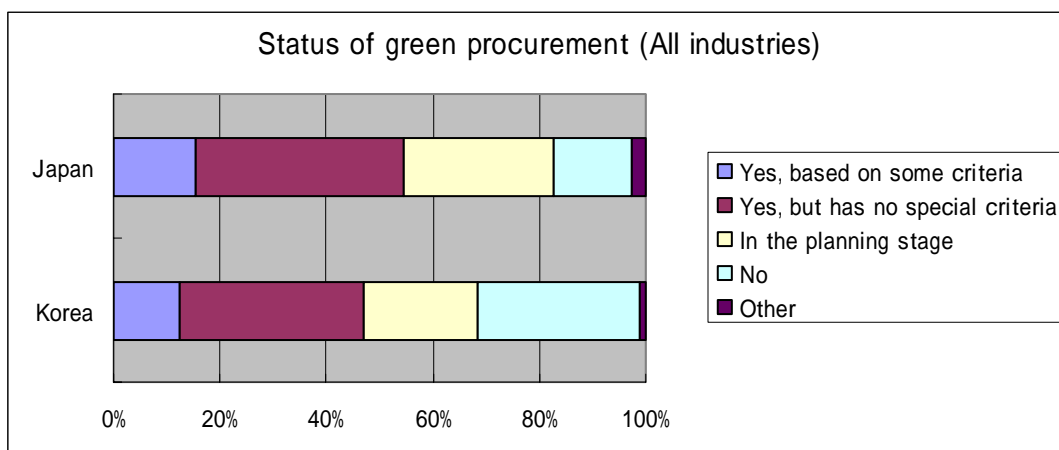




12 When purchasing materials etc., does your company take into consideration whether they are environmentally sound? (Green procurement) (Check one box.)

- a. Yes, selects products or services based on some criteria (e.g. green procurement guidelines, purchasing list)
- b. Yes, but has no special criteria
- c. In the planning stage
- d. No
- e. Other ( )

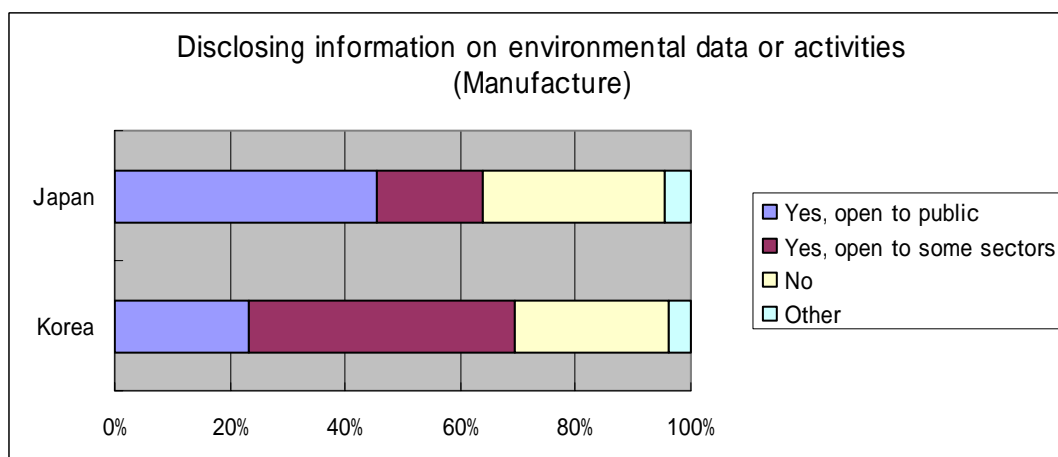
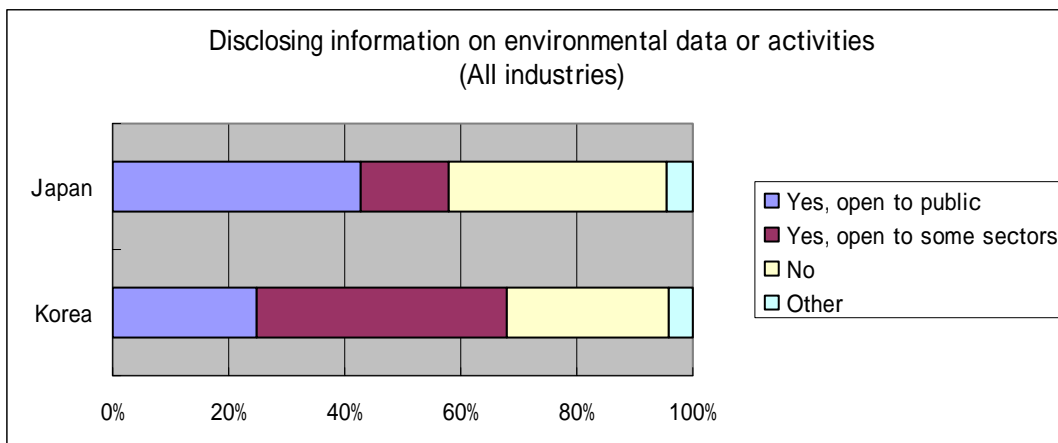
	All industries				Manufacture			
	Valid response		%		Valid response		%	
	Korea	Japan	Korea	Japan	Korea	Japan	Korea	Japan
Yes, based on some criteria	12	198	12.2	15.5	11	127	13.3	15.7
Yes, but has no special criteria	34	498	34.7	39.0	26	312	31.3	38.5
In the planning stage	21	358	21.4	28.0	17	253	20.5	31.2
No	30	187	30.6	14.6	28	100	33.7	12.3
Other	1	36	1.0	2.8	1	19	1.2	2.3
<b>Total</b>	<b>98</b>	<b>1277</b>	<b>100.0</b>	<b>100.0</b>	<b>83</b>	<b>811</b>	<b>100.0</b>	<b>100.0</b>



13 Does your company disclose information on environmental data or activities? (Check one box.)

- a. Yes, opened to public
- b. Yes, opened to some sectors
- c. No
- d. Other ( )

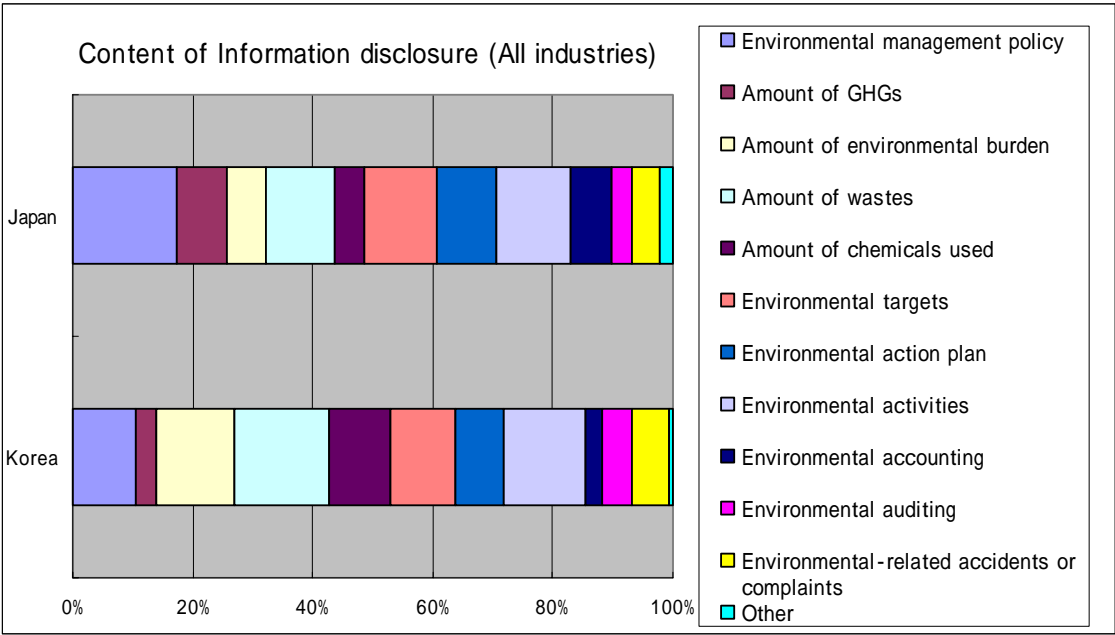
	All industries				Manufacture			
	Valid response		%		Valid response		%	
	Korea	Japan	Korea	Japan	Korea	Japan	Korea	Japan
Yes, open to public	24	549	24.7	42.6	19	372	23.2	45.5
Yes, open to some sectors	42	199	43.3	15.5	38	149	46.3	18.2
No	27	481	27.8	37.3	22	259	26.8	31.7
Other	4	59	4.1	4.6	3	37	3.7	4.5
<b>Total</b>	<b>97</b>	<b>1288</b>	<b>100.0</b>	<b>100.0</b>	<b>82</b>	<b>817</b>	<b>100.0</b>	<b>100.0</b>



14-1 What information are disclosed? (Check all boxes that apply.)

- a. Environmental management policy
- b. Amount of GHGs (Greenhouse gases)
- c. Amount of environmental burden (SOx, NOx, PM etc)
- d. Amount of wastes
- e. Amount of chemicals used
- f. Environmental targets
- g. Environmental action plan
- h. Environmental activities
- i. Environmental accounting
- j. Environmental auditing
- k. Environmental-related accidents or complaints
- l. Other ( )

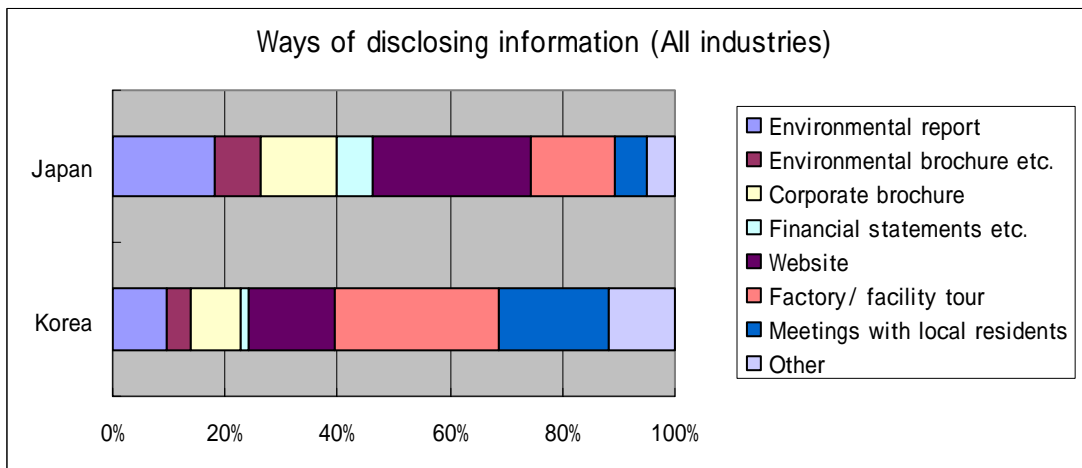
	All industries				Manufacture			
	Valid response		%		Valid response		%	
	Korea	Japan	Korea	Japan	Korea	Japan	Korea	Japan
Environmental management policy	37	674	10.7	17.3	30		10.1	
Amount of GHGs	11	332	3.2	8.5	10		3.4	
Amount of environmental burden	45	256	13.0	6.6	42		14.1	
Amount of wastes	55	439	15.9	11.3	47		15.8	
Amount of chemicals used	36	198	10.4	5.1	32		10.7	
Environmental targets	37	472	10.7	12.1	30		10.1	
Environmental action plan	28	379	8.1	9.7	23		7.7	
Environmental activities	48	492	13.8	12.6	41		13.8	
Environmental accounting	9	260	2.6	6.7	7		2.3	
Environmental auditing	17	139	4.9	3.6	15		5.0	
Environmental-related accidents or complaints	22	180	6.3	4.6	19		6.4	
Other	2	81	0.6	2.1	2		0.7	
<b>Total</b>	<b>347</b>	<b>3902</b>	<b>100.0</b>	<b>100.0</b>	<b>298</b>		<b>100.0</b>	



**14-2 How does your company disclose environmental information?**  
 (Check all boxes that apply.)

- a. Issues environmental report
- b. Issues environmental brochure or small booklet
- c. Describes in corporate brochure
- d. Describes in financial statements etc.
- e. Posts on company's website
- f. Provides factory/ facility tour
- g. Holds meetings with residents
- h. Other ( )

	All industries				Manufacture			
	Valid response		%		Valid response		%	
	Korea	Japan	Korea	Japan	Korea	Japan	Korea	Japan
Environmental report	14	356	9.7	18.0	12		9.8	
Environmental brochure etc.	6	163	4.2	8.2	6		4.9	
Corporate brochure	13	271	9.0	13.7	10		8.2	
Financial statements etc.	2	124	1.4	6.3	2		1.6	
Website	22	554	15.3	28.0	17		13.9	
Factory/ facility tour	42	300	29.2	15.2	37		30.3	
Meetings with residents	28	113	19.4	5.7	24		19.7	
Other	17	96	11.8	4.9	14		11.5	
<b>Total</b>	<b>144</b>	<b>1977</b>	<b>100.0</b>	<b>100.0</b>	<b>122</b>		<b>100.0</b>	

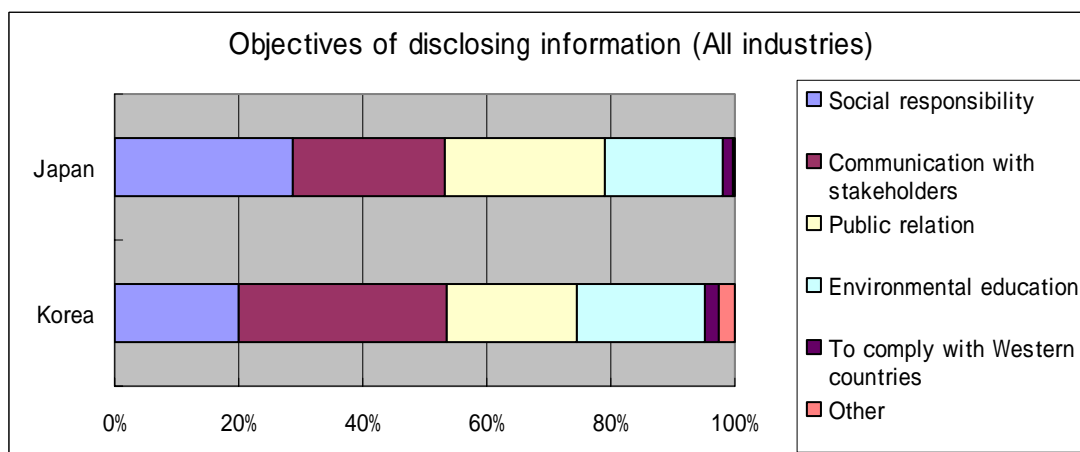


**14-3 What are your company's objectives of environmental information disclosure?**

(Check all boxes that apply.)

- a. Social responsibility
- b. Communication with stakeholders
- c. Public relation
- d. Environmental education for employees etc.
- e. To comply with information disclosure system in Western countries
- f. Other ( )

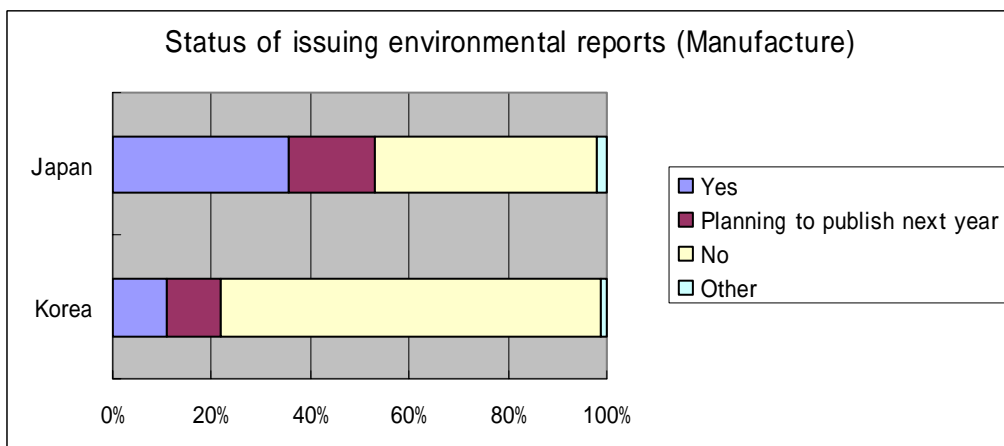
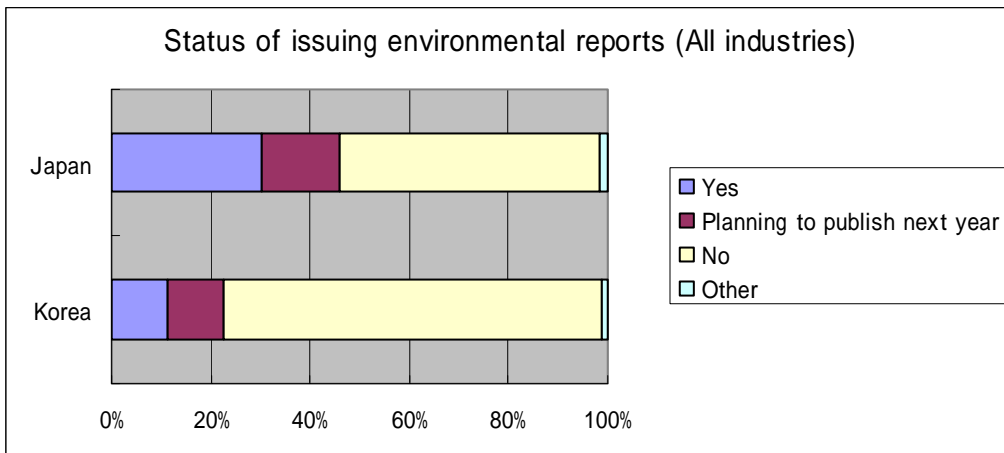
	All industries				Manufacture			
	Valid response		%		Valid response		%	
	Korea	Japan	Korea	Japan	Korea	Japan	Korea	Japan
Social responsibility	29	577	19.9	28.6	25		19.8	
Communication with stakeholders	49	495	33.6	24.5	43		34.1	
Public relation	31	527	21.2	26.1	28		22.2	
Environmental education	30	385	20.5	19.1	24		19.0	
To comply with Western countries	3	27	2.1	1.3	2		1.6	
Other	4	9	2.7	0.4	4		3.2	
<b>Total</b>	<b>146</b>	<b>2020</b>	<b>100.0</b>	<b>100.0</b>	<b>126</b>		<b>100.0</b>	



15 Does your company publish environmental report or sustainable report? (Check one box.)

- a. Yes
- b. Planning to publish next year
- c. No
- d. Other ( )

	All industries				Manufacture			
	Valid response		%		Valid response		%	
	Korea	Japan	Korea	Japan	Korea	Japan	Korea	Japan
Yes	11	386	11.3	30.2	9	287	11.0	35.5
Planning to publish next year	11	202	11.3	15.8	9	142	11.0	17.6
No	74	672	76.3	52.5	63	365	76.8	45.1
Other	1	19	1.0	1.5	1	15	1.2	1.9
<b>Total</b>	<b>97</b>	<b>1279</b>	<b>100.0</b>	<b>100.0</b>	<b>82</b>	<b>809</b>	<b>100.0</b>	<b>100.0</b>

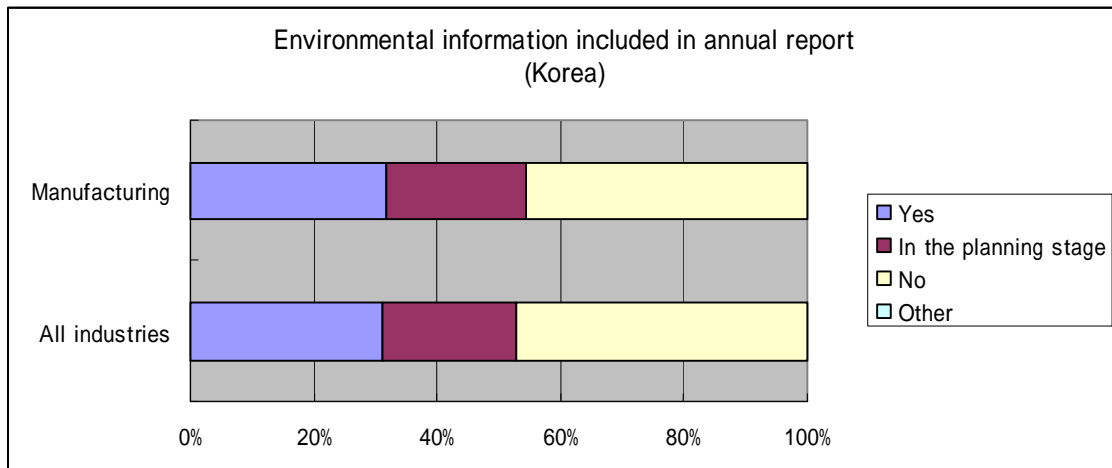


**16 Does your company's annual report include environmental information?**

(Check one box.)

- a. Yes
- b. In the planning stage
- c. No
- d. Other ( )

	All industries				Manufacture			
	Valid response		%		Valid response		%	
	Korea	Japan	Korea	Japan	Korea	Japan	Korea	Japan
Yes	29		31.2		25		31.6	
In the planning stage	20		21.5		18		22.8	
No	44		47.3		36		45.6	
Other	0		0.0		0		0.0	
<b>Total</b>	<b>93</b>		<b>100.0</b>		<b>79</b>		<b>100.0</b>	

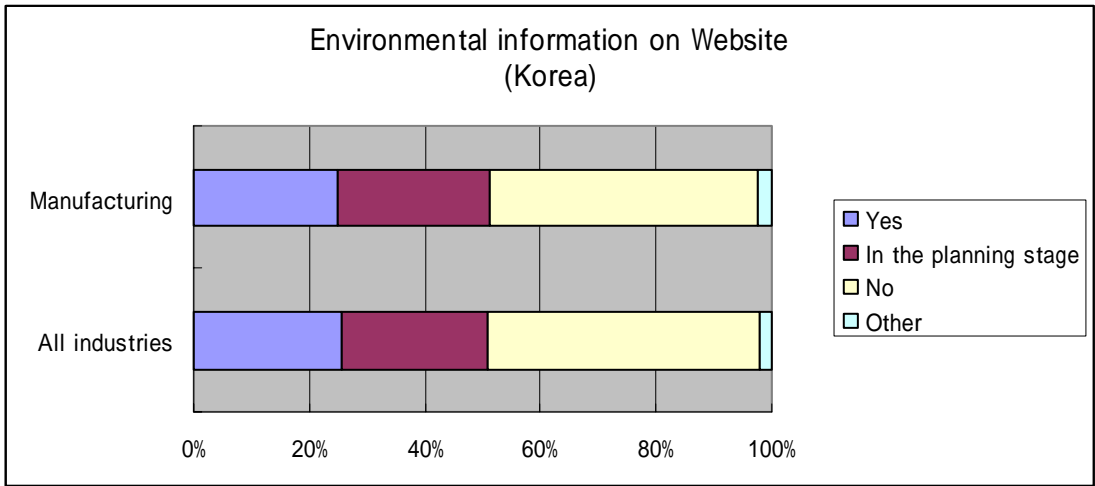




17 Does your company's website include environmental information? (Check one box.)

- a. Yes
- b. In the planning stage
- c. No
- d. Other ( )

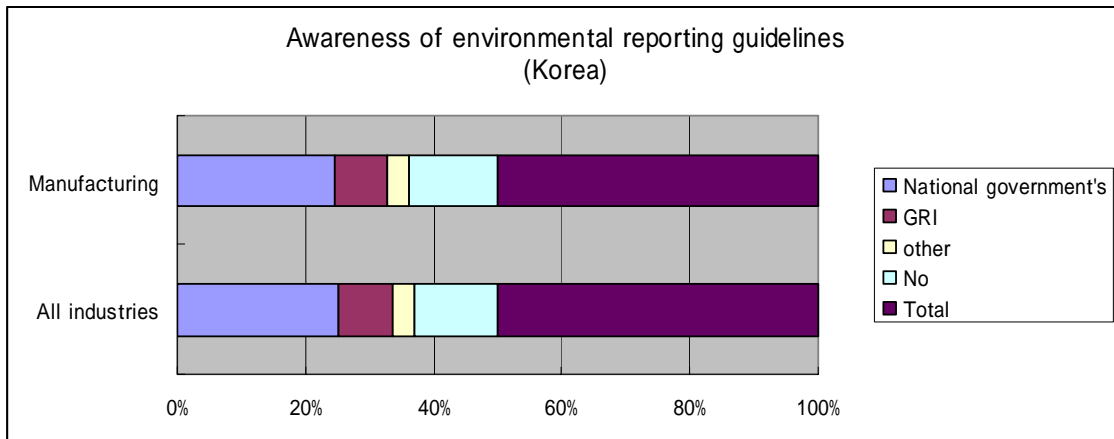
	All industries				Manufacture			
	Valid response		%		Valid response		%	
	Korea	Japan	Korea	Japan	Korea	Japan	Korea	Japan
Yes	25		25.5		21		25.0	
In the planning stage	25		25.5		22		26.2	
No	46		46.9		39		46.4	
Other	2		2.0		2		2.4	
<b>Total</b>	<b>98</b>		<b>100.0</b>		<b>84</b>		<b>100.0</b>	



**18 Does your company know about the following guidelines on environmental reporting?**  
 (Check all boxes that apply.)

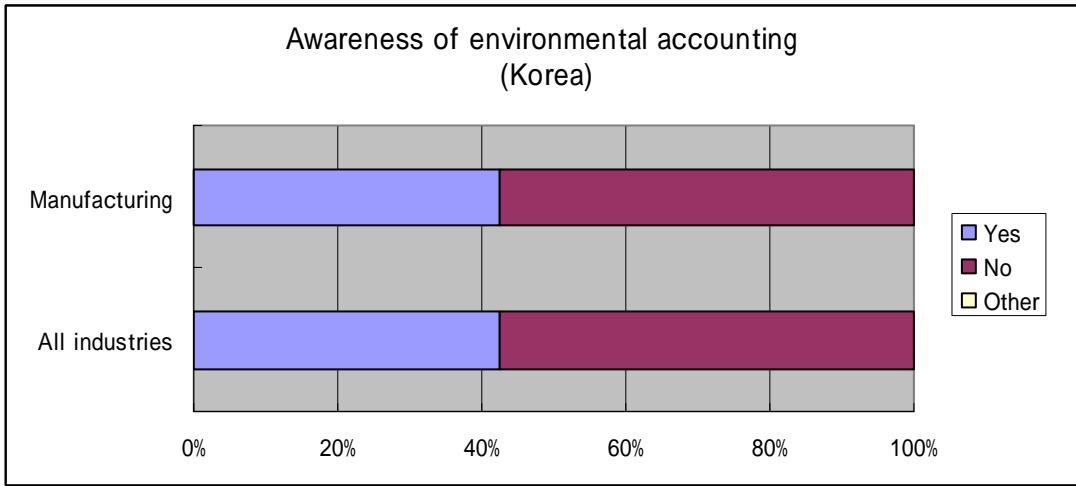
- a. National government's guidelines
- b. GRI(Global Reporting Initiative)'s sustainability guidelines
- c. Other ( )
- d. No, it does not know any of the above guidelines.

	All industries				Manufacture			
	Valid response		%		Valid response		%	
	Korea	Japan	Korea	Japan	Korea	Japan	Korea	Japan
National government's guidelines	52		50.5		43		49.4	
GRI's sustainability guidelines	17		16.5		14		16.1	
Other	7		6.8		6		6.9	
No	27		26.2		24		27.6	
<b>Total</b>	<b>103</b>		<b>100.0</b>		<b>87</b>		<b>100.0</b>	



19 Does your company know about Environmental Accounting? (Check one box.)  
 a. Yes  
 b. No  
 c. Other ( )

	All industries				Manufacture			
	Valid response		%		Valid response		%	
	Korea	Japan	Korea	Japan	Korea	Japan	Korea	Japan
Yes	40		42.6		34		42.5	
No	54		57.4		46		57.5	
Other	0		0.0		0		0.0	
Total	94		100.0		80		100.0	

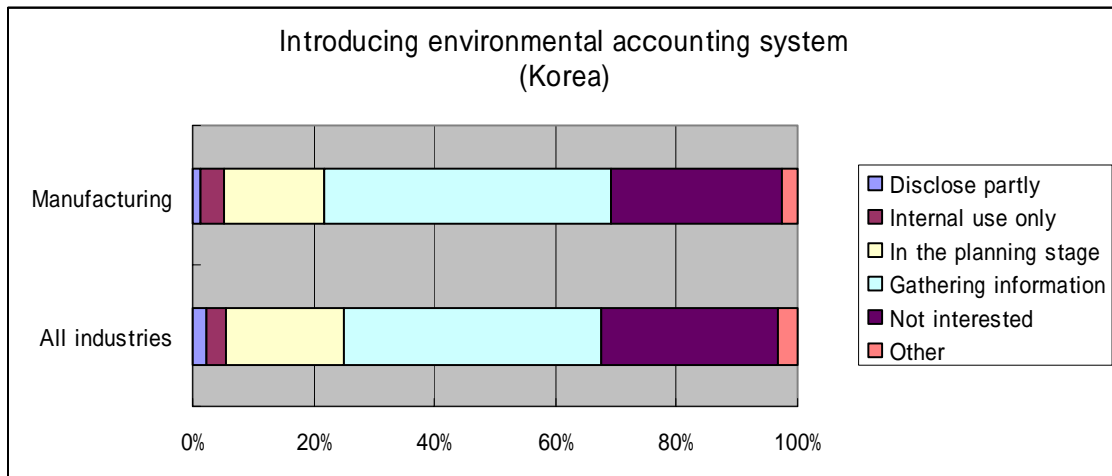


20 Has your company introduced an environmental accounting system?

(Check one box.)

- a. Yes, and discloses the data partly
- b. Yes, but for internal use only
- c. In the planning stage
- d. Gathering information
- e. No, not interested in environmental accounting
- f. Other ( )

	All industries				Manufacture			
	Valid response		%		Valid response		%	
	Korea	Japan	Korea	Japan	Korea	Japan	Korea	Japan
Yes, and disclose the data partly	2		2.2		1		1.3	
Yes, but for internal use only	3		3.3		3		3.8	
In the planning stage	18		19.6		13		16.7	
Gathering information	39		42.4		37		47.4	
No, not interested	27		29.3		22		28.2	
Other	3		3.3		2		2.6	
<b>Total</b>	<b>92</b>		<b>100.0</b>		<b>78</b>		<b>100.0</b>	



21 Does your company have data on the emission of pollutants or environmental impact caused as a result its business activities? (Check one box.)

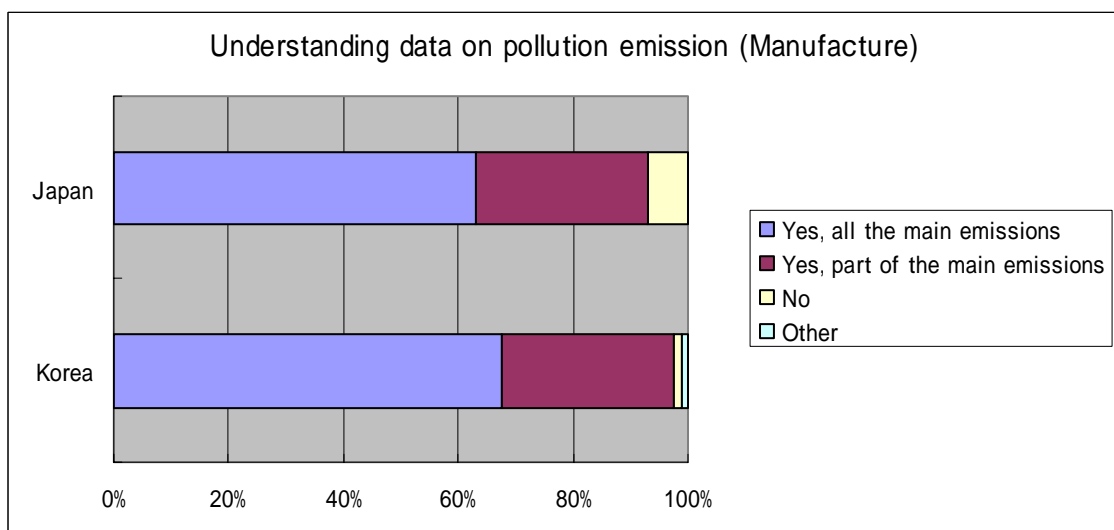
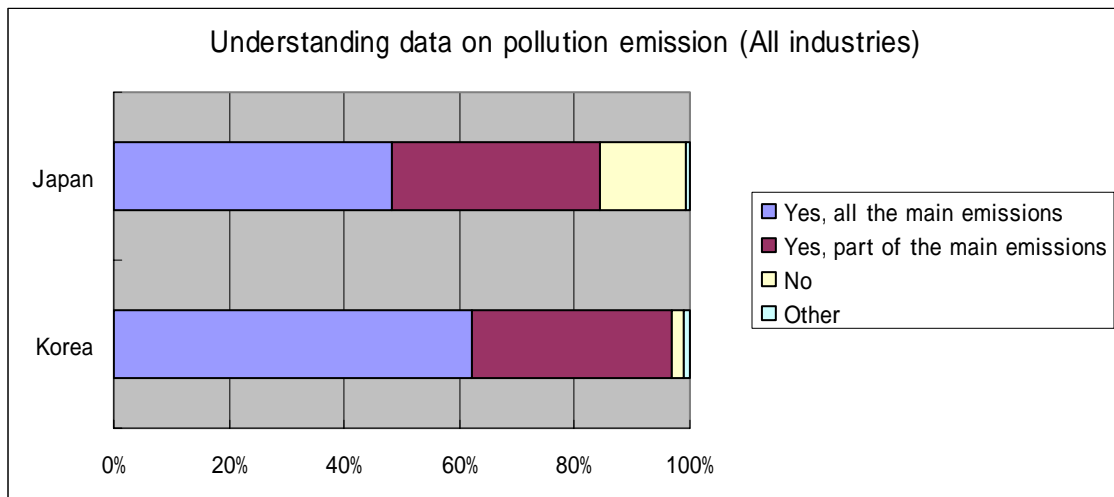
a. Yes, it has data on all the main emissions

b. Yes, it has data on part of the main emissions

c. No, it does not have any data on emissions

d. Others( )

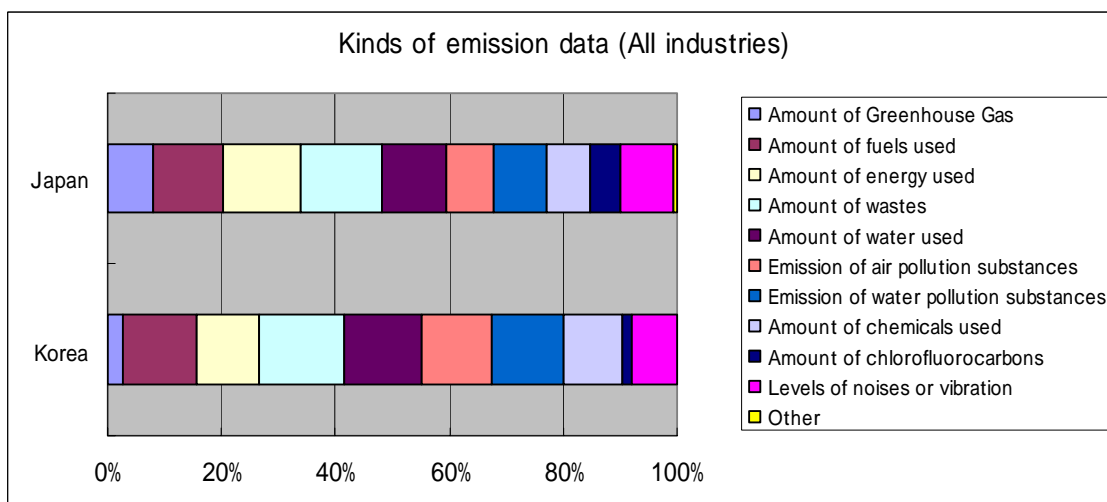
	All industries				Manufacture			
	Valid response		%		Valid response		%	
	Korea	Japan	Korea	Japan	Korea	Japan	Korea	Japan
Yes, all the main emissions	61	617	62.2	48.1	56	512	67.5	63.0
Yes, part of the main emissions	34	467	34.7	36.4	25	245	30.1	30.1
No	2	192	2.0	15.0	1	55	1.2	6.8
Other	1	7	1.0	0.5	1	1	1.2	0.1
<b>Total</b>	<b>98</b>	<b>1283</b>	<b>100.0</b>	<b>100.0</b>	<b>83</b>	<b>813</b>	<b>100.0</b>	<b>100.0</b>



22 For those who answered "yes" in the previous question, what sort of data on emission or environmental impact does your company have? (Check all boxes that apply)

- a. Amount of Greenhouse Gas
- b. Amount of fuels used
- c. Amount of energy used
- d. Amount of wastes
- e. Amount of water used
- f. Emission of Air Pollution Substances (SOx, NOx, etc.)
- g. Emission of Water Pollution Substances (BOD, COD etc.)
- h. Amount of chemicals used
- i. Amount of chlorofluorocarbons (CFC, HCFC, HFC, PFC, SF6)
- j. Levels of noises or vibration
- k. Others( )

	All industries				Manufacture			
	Valid response		%		Valid response		%	
	Korea	Japan	Korea	Japan	Korea	Japan	Korea	Japan
Amount of Greenhouse Gas	16	555	2.5	8.0	15		2.7	
Amount of fuels used	82	846	13.1	12.2	73		13.0	
Amount of energy used	69	954	11.0	13.7	63		11.2	
Amount of wastes	93	991	14.8	14.2	80		14.2	
Amount of water used	87	790	13.9	11.3	77		13.7	
Emission of air pollution substances	77	574	12.3	8.2	71		12.6	
Emission of water pollution substances	78	656	12.4	9.4	70		12.5	
Amount of chemicals used	65	535	10.4	7.7	58		10.3	
Amount of chlorofluorocarbons	10	377	1.6	5.4	9		1.6	
Levels of noises or vibration	51	648	8.1	9.3	46		8.2	
Other	0	36	0.0	0.5	0		0.0	
<b>Total</b>	<b>628</b>	<b>6962</b>	<b>100.0</b>	<b>100.0</b>	<b>562</b>		<b>100.0</b>	

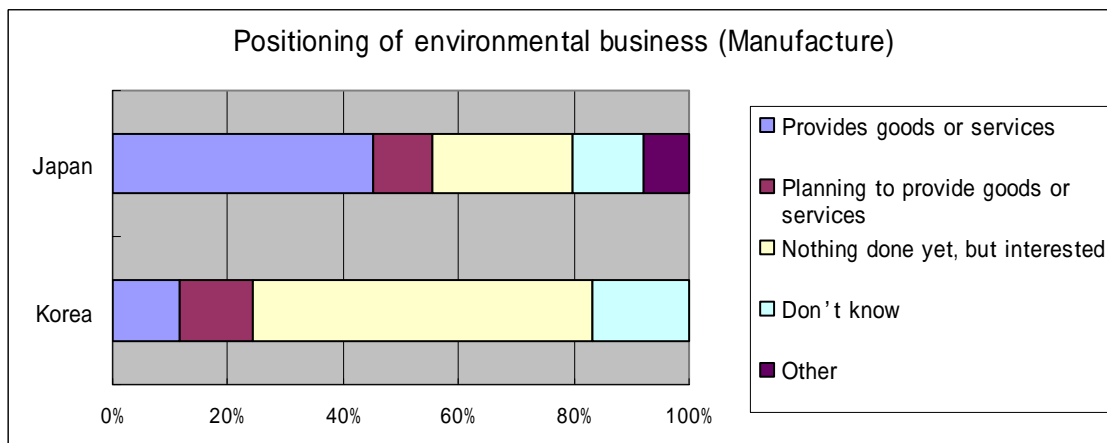
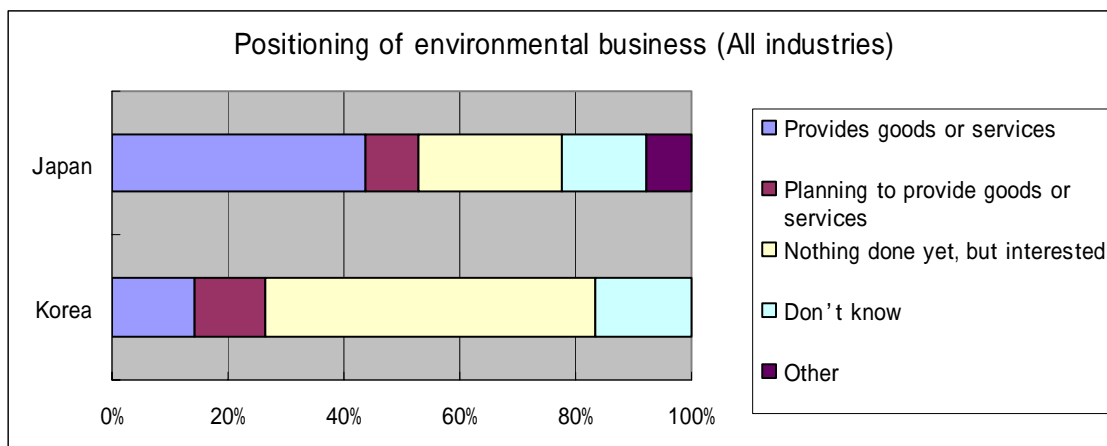


**23 How does your company deal with "environmental business"?**

(Check one box.)

- a. Provides goods or services
- b. Planning to provide goods or services
- c. Nothing done yet, but interested
- d. I don't know.
- e. Other ( )

	All industries				Manufacture			
	Valid response		%		Valid response		%	
	Korea	Japan	Korea	Japan	Korea	Japan	Korea	Japan
Provides goods or services	13	563	14.3	43.9	9	368	11.5	45.2
Planning to provide goods or services	11	115	12.1	9.0	10	83	12.8	10.2
Nothing done yet, but interested	52	317	57.1	24.7	46	199	59.0	24.4
I don't know.	15	190	16.5	14.8	13	100	16.7	12.3
Other	0	98	0.0	7.6	0	64	0.0	7.9
<b>Total</b>	<b>91</b>	<b>1283</b>	<b>100.0</b>	<b>100.0</b>	<b>78</b>	<b>814</b>	<b>100.0</b>	<b>100.0</b>

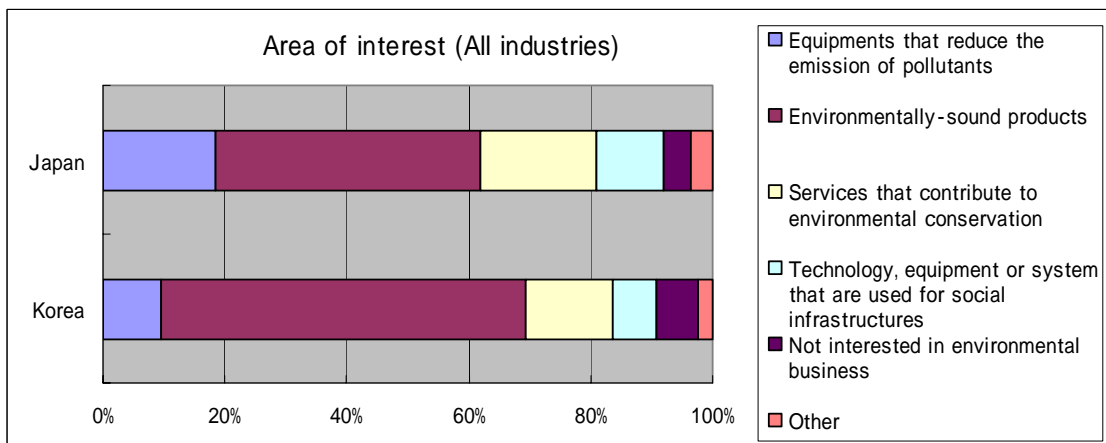


**24 Which area of environmental business is your company interested in?**

(Check all boxes that apply.)

- a. Development or sales of equipments that reduce the emission of pollutants
- b. Development or sales of environmentally-sound products
- c. Development or sales of services that contribute to environmental conservation
- d. Development or sales of technology, equipment or system that are used for social infrastructures
- e. Not interested in environmental business
- f. Other ( )

	All industries				Manufacture			
	Valid response		%		Valid response		%	
	Korea	Japan	Korea	Japan	Korea	Japan	Korea	Japan
Equipments that reduce the emission of pollutants	15	374	9.4	18.6	11		7.9	
Environmentally-sound products	96	873	60.0	43.3	88		63.3	
Services that contribute to environmental conservation	23	384	14.4	19.1	19		13.7	
Technology, equipment or system that are used for social infrastructures	11	223	6.9	11.1	9		6.5	
Not interested in environmental business	11	91	6.9	4.5	9		6.5	
Other	4	70	2.5	3.5	3		2.2	
<b>Total</b>	<b>160</b>	<b>2015</b>	<b>100.0</b>	<b>100.0</b>	<b>139</b>		<b>100.0</b>	



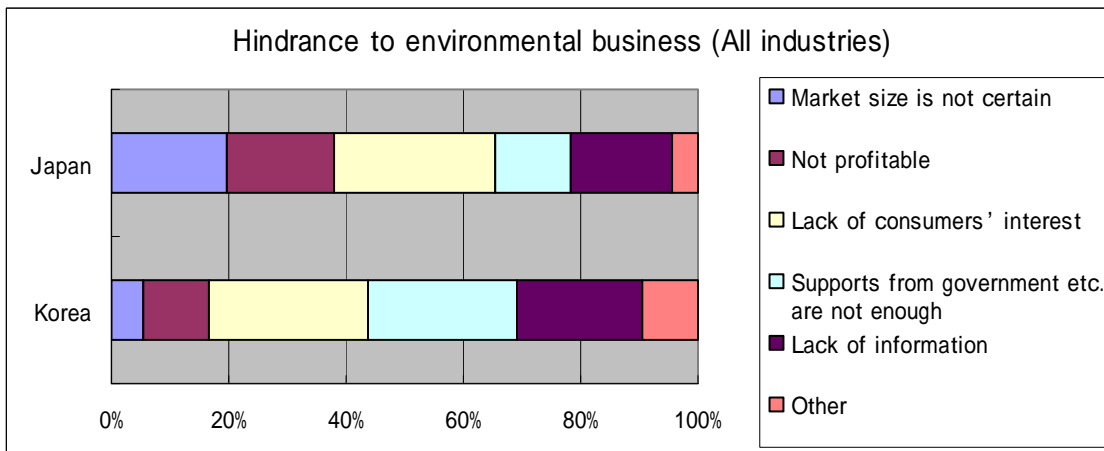


25 What would be the possible hindrances for environmental business of your company to grow?

(Check all boxes that apply.)

- a. Market size for each area is not certain.
- b. Present market size is too small to become profitable
- c. Consumers or users are not so interested yet
- d. Supports from government etc. are not enough for development or sales
- e. Relevant information is not sufficient
- f. Other ( )

	All industries				Manufacture			
	Valid response		%		Valid response		%	
	Korea	Japan	Korea	Japan	Korea	Japan	Korea	Japan
Market size is not certain	7	430	5.6	19.8	6		5.6	
Not profitable	14	393	11.1	18.1	12		11.1	
Lack of consumers' interest	34	601	27.0	27.6	31		28.7	
Supports from government etc. are not enough	32	279	25.4	12.8	24		22.2	
Lack of information	27	376	21.4	17.3	23		21.3	
Other	12	98	9.5	4.5	12		11.1	
<b>Total</b>	<b>126</b>	<b>2177</b>	<b>100.0</b>	<b>100.0</b>	<b>108</b>		<b>100.0</b>	



26 What kinds of actions does your company take for environmental conservation?

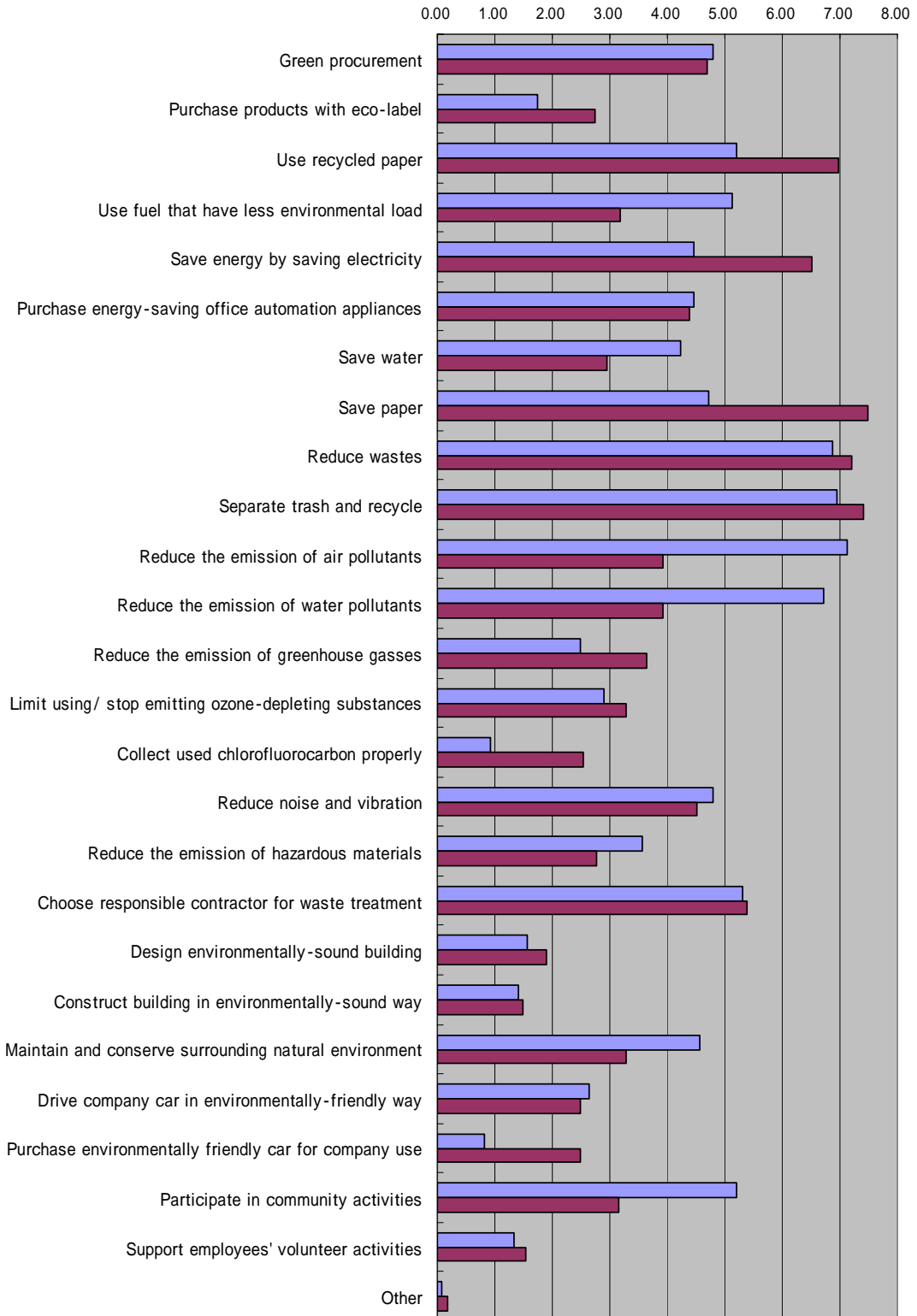
(Check all boxes that apply.)

- a. Green procurement: Purchase products that have less environmental load or contribute to environmental conservation (e.g. recycled products, products that can be refilled)
- b. Purchase products that have environmental label
- c. Use recycled paper (e.g. photo copy paper, paper for computer printing, envelopes)
- d. Use fuel that have less environmental load
- e. Save energy by saving electricity (e.g. introducing daylight-saving time)
- f. Purchase energy-saving office automation appliances
- g. Save water by making water system more efficient (e.g. saving toilet water)
- h. Save paper
- i. Reduce wastes
- j. Separate trash and recycle
- k. Reduce the emission of air pollutants
- l. Reduce the emission of water pollutants
- m. Reduce the emission of greenhouse gasses (e.g. carbon dioxide)
- n. Limit using/ stop emitting ozone-depleting substances
- o. Collect used chlorofluorocarbon properly
- p. Reduce noise and vibration
- q. Reduce the emission of hazardous materials (e.g. asbestos) and treat them properly
- r. Choose responsible contractor for waste treatment by checking their business records etc. for the waste to be disposed of properly.
- s. Design environmentally-sound building (e.g. utilization of natural energy, reuse of waste water)
- t. Construct building in environmentally-sound way (e.g. using environmentally-sound construction method, proper treatment of by-products)
- u. Maintain and conserve surrounding natural environment
- v. Drive in environmentally-friendly way when driving company car (e.g. turn off the engine while stopping)
- w. Purchase environmentally friendly car for company use (e.g. low emission car)
- x. Participate in, cooperate and support community activities.
- y. Support employees' volunteer activities in community or overseas
- z. Other ( )

	All industries				Manufacture			
	Valid response		%		Valid response		%	
	Korea	Japan	Korea	*Japan	Korea	Japan	Korea	Japan
Green procurement	58		4.8	4.7				
Purchase products with eco-label	21		1.7	2.8				
Use recycled paper	63		5.2	7.0				
Use fuel that have less environmental load	62		5.1	3.2				
Save energy by saving electricity	54		4.5	6.5				
Purchase energy-saving office automation appliances	54		4.5	4.4				
Save water	51		4.2	2.9				
Save paper	57		4.7	7.5				
Reduce wastes	83		6.9	7.2				
Separate trash and recycle	84		7.0	7.4				
Reduce the emission of air pollutants	86		7.1	3.9				
Reduce the emission of water pollutants	81		6.7	3.9				
Reduce the emission of greenhouse gasses	30		2.5	3.6				
Limit using/ stop emitting ozone-depleting substances	35		2.9	3.3				
Collect used chlorofluorocarbon properly	11		0.9	2.5				
Reduce noise and vibration	58		4.8	4.5				
Reduce the emission of hazardous materials	43		3.6	2.8				
Choose responsible contractor for waste treatment	64		5.3	5.4				
Design environmentally-sound building	19		1.6	1.9				
Construct building in environmentally-sound way	17		1.4	1.5				
Maintain and conserve surrounding natural environment	55		4.6	3.3				
Drive company car in environmentally-friendly way	32		2.6	2.5				
Purchase environmentally friendly car for company use	10		0.8	2.5				
Participate in community activities	63		5.2	3.2				
Support employees' volunteer activities	16		1.3	1.5				
Other	1		0.1	0.2				
<b>Total</b>	<b>1208</b>		<b>100.0</b>	<b>100.0</b>				

\*Note: Surveyed in 2000

## Activities for environmental conservation (All industries)

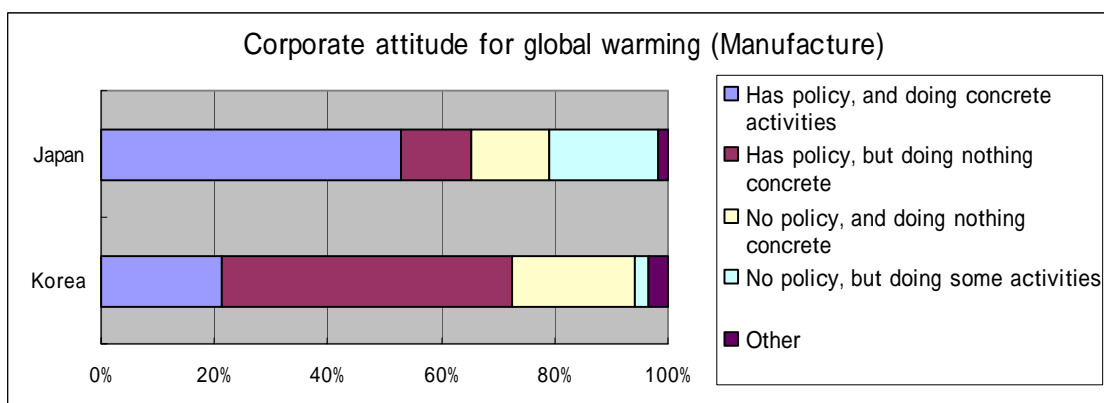
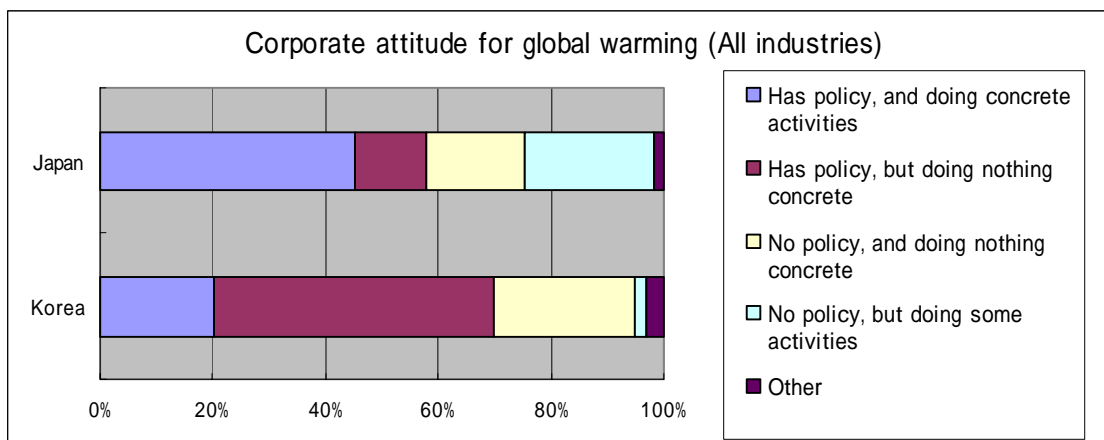


27 How does your company cope with the issue of global warming?

(Check one box.)

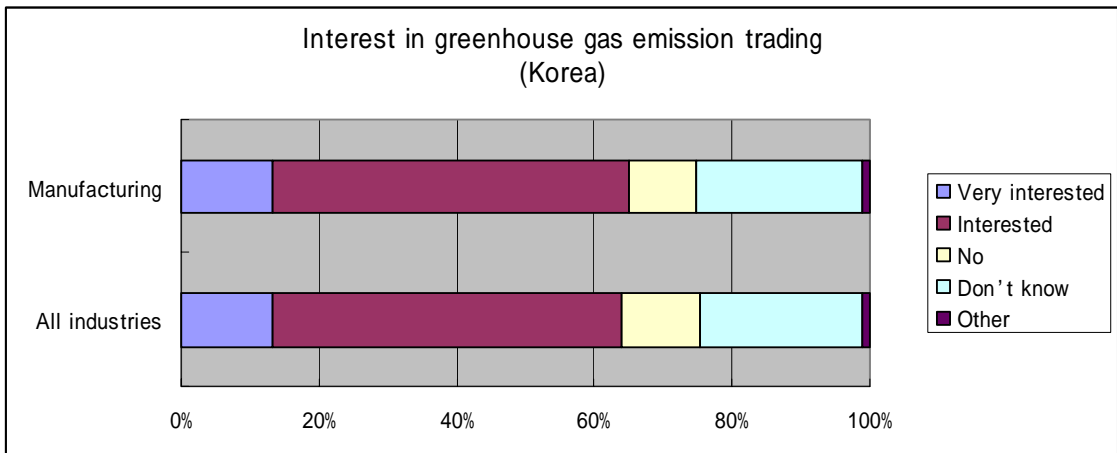
- a. Has incorporated description of utmost efforts into management policy etc, and doing concrete activities
- b. Has incorporated description of possible efforts into management policy etc, but doing nothing concrete
- c. Has not incorporated description into management policy etc, and doing nothing concrete.
- d. Has not incorporated description into management policy etc, but doing some activities.
- e. Other ( )

	All industries				Manufacture			
	Valid response		%		Valid response		%	
	Korea	Japan	Korea	Japan	Korea	Japan	Korea	Japan
Has policy, and doing concrete activities	20	580	20.2	45.3	18	429	21.4	52.9
Has policy, but doing nothing concrete	49	162	49.5	12.6	43	101	51.2	12.5
No policy, and doing nothing concrete	25	222	25.3	17.3	18	110	21.4	13.6
No policy, but doing some activities	2	297	2.0	23.2	2	158	2.4	19.5
Other	2	20	3.0	1.6	3	13	3.6	1.6
<b>Total</b>	<b>98</b>	<b>1281</b>	<b>100.0</b>	<b>100.0</b>	<b>84</b>	<b>811</b>	<b>100.0</b>	<b>100.0</b>



28 Is your company interested in "greenhouse gas emission trading"?  
 (Check one box.)  
 a. Yes, very interested  
 b. Yes, interested  
 c. No  
 d. Don't know (not familiar with greenhouse gas emission trading)  
 e. Other ( )

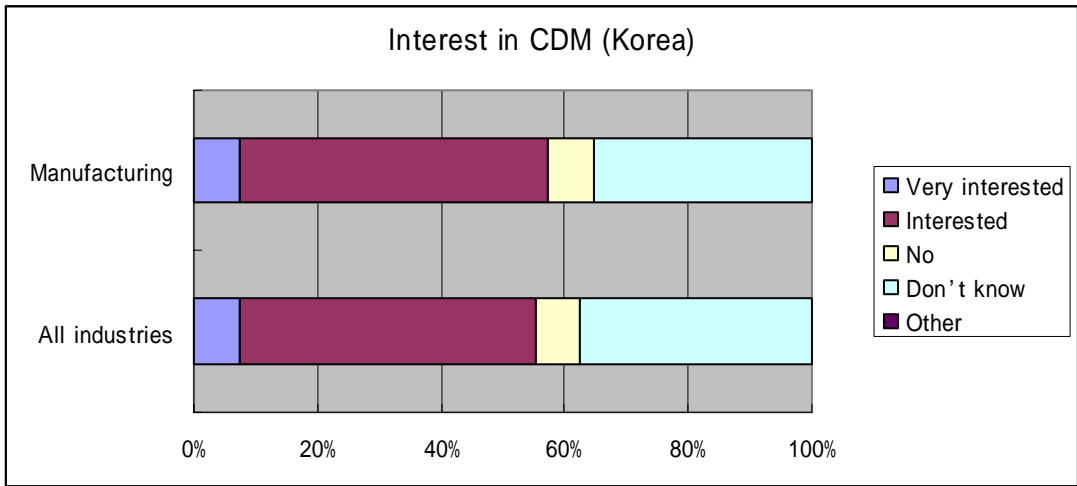
	All industries				Manufacture			
	Valid response		%		Valid response		%	
	Korea	Japan	Korea	Japan	Korea	Japan	Korea	Japan
Yes, very interested	13		13.4		11		13.3	
Yes, interested	49		50.5		43		51.8	
No	11		11.3		8		9.6	
Don't know	23		23.7		20		24.1	
Other	1		1.0		1		1.2	
<b>Total</b>	<b>97</b>		<b>100.0</b>		<b>83</b>		<b>100.0</b>	



29 Is your company interested in "CDM: Clean Development Mechanism"? (Check one box.)

- a. Yes, very interested
- b. Yes, interested
- c. No
- d. Don't know (not familiar with CDM)
- e. Other ( )

	All industries				Manufacture			
	Valid response		%		Valid response		%	
	Korea	Japan	Korea	Japan	Korea	Japan	Korea	Japan
Yes, very interested	7		7.3		6		7.3	
Yes, interested	46		47.9		41		50.0	
No	7		7.3		6		7.3	
Don't know	36		37.5		29		35.4	
Other	0		0.0		0		0.0	
Total	96		100.0		82		100.0	

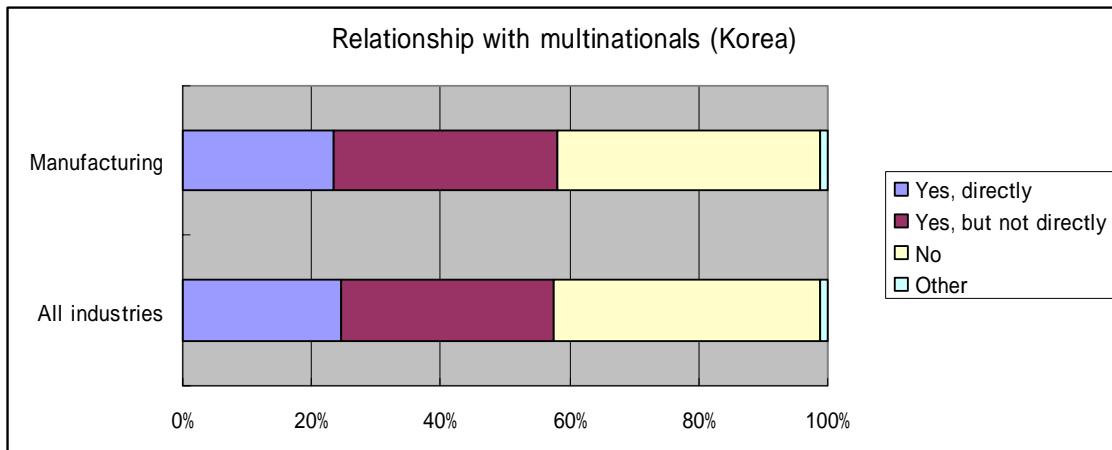


30 Does your company have a business relationship with MNCs (Multi National Corporations)?

(Check one box.)

- a. Yes, directly
- b. Yes, but not directly
- c. No
- d. Other ( )

	All industries				Manufacture			
	Valid response		%		Valid response		%	
	Korea	Japan	Korea	Japan	Korea	Japan	Korea	Japan
Yes, directly	23		24.5		19		23.5	
Yes, but not directly	31		33.0		28		34.6	
No	39		41.5		33		40.7	
Other	1		1.1		1		1.2	
<b>Total</b>	<b>34</b>		<b>100.0</b>		<b>81</b>		<b>100.0</b>	

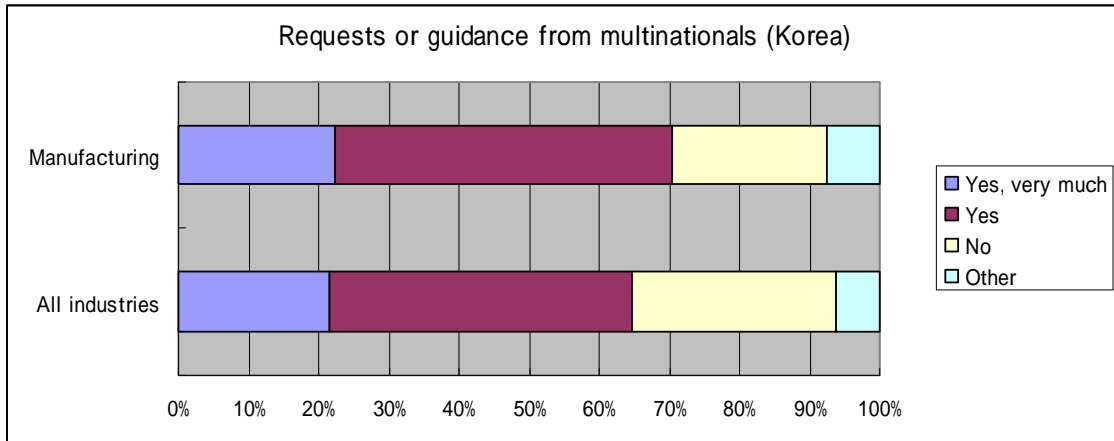




31 For those who answered "Yes" in the previous question, has your company received requests or guidance on environmental consideration from MNCs? (Check one box.)

a. Yes, very much  
b. Yes  
c. No special request or guidance  
d. Other ( )

	All industries				Manufacture			
	Valid response		%		Valid response		%	
	Korea	Japan	Korea	Japan	Korea	Japan	Korea	Japan
Yes, very much	14		26.4		12		26.1	
Yes	27		50.9		25		54.3	
No special request or guidance	10		18.9		7		15.2	
Other	2		3.8		2		4.3	
Total	53		100.0		46		100.0	

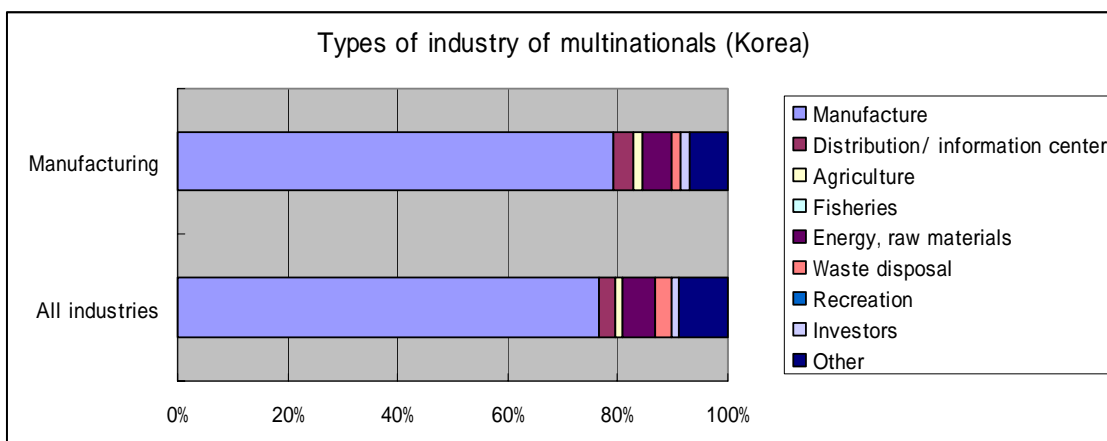


32 For those who answered "Yes" in question #30, what kind of business do the MNCs run?

(Check all boxes that apply)

- a. Manufacture
- b. Distribution center, information center
- c. Agriculture
- d. Fisheries
- e. Energy, raw materials
- f. Waste disposal
- g. Recreation
- h. They are investors and don't conduct business directly
- i. Other (

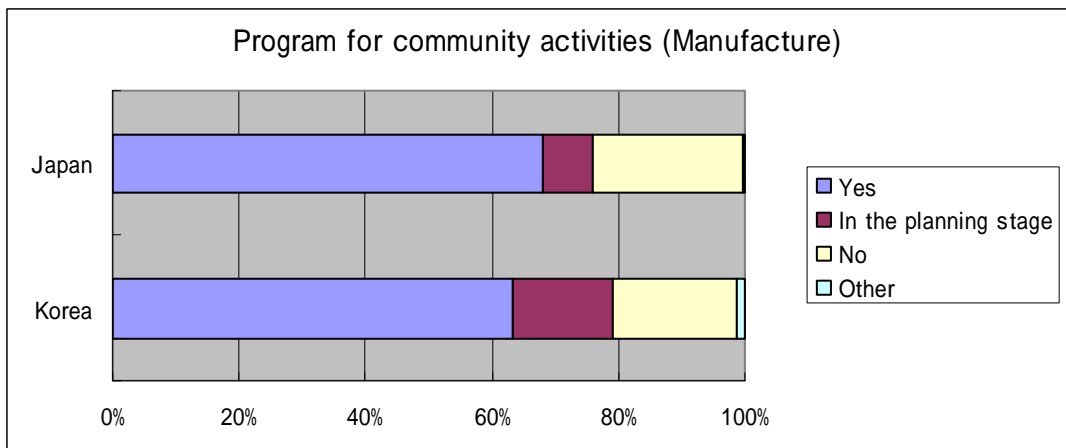
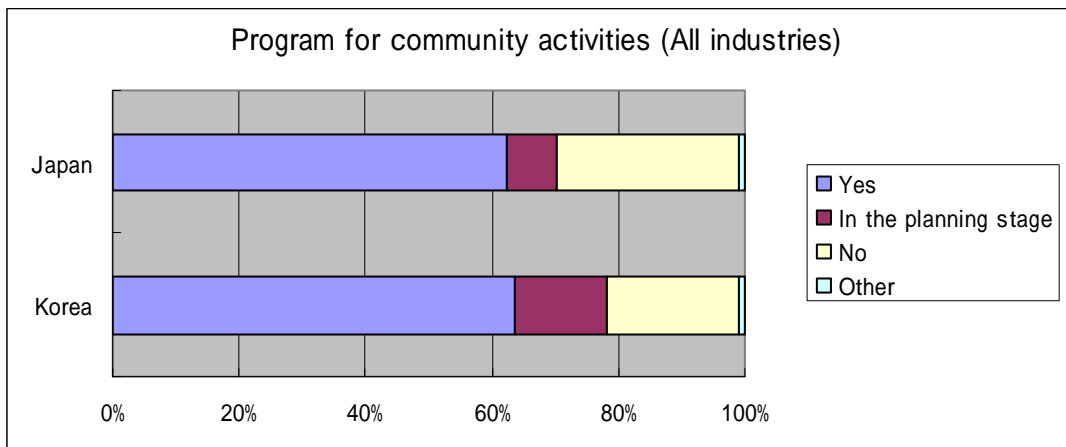
	All industries				Manufacture			
	Valid response		%		Valid response		%	
	Korea	Japan	Korea	Japan	Korea	Japan	Korea	Japan
Manufacture	45		76.3		41		80.4	
Distribution center, information center	2		3.4		2		3.9	
Agriculture	1		1.7		1		2.0	
Fisheries	0		0.0		0		0.0	
Energy, raw materials	4		6.8		3		5.9	
Waste disposal	2		3.4		1		2.0	
Recreation	0		0.0		0		0.0	
Investors	1		1.7		1		2.0	
Other	4		6.8		2		3.9	
<b>Other</b>	<b>59</b>		<b>100.0</b>		<b>51</b>		<b>100.0</b>	



33 Is your company involved in community activity related to the environment? (Check one box.)

- a. Yes
- b. In the planning stage
- c. No
- d. Other ( )

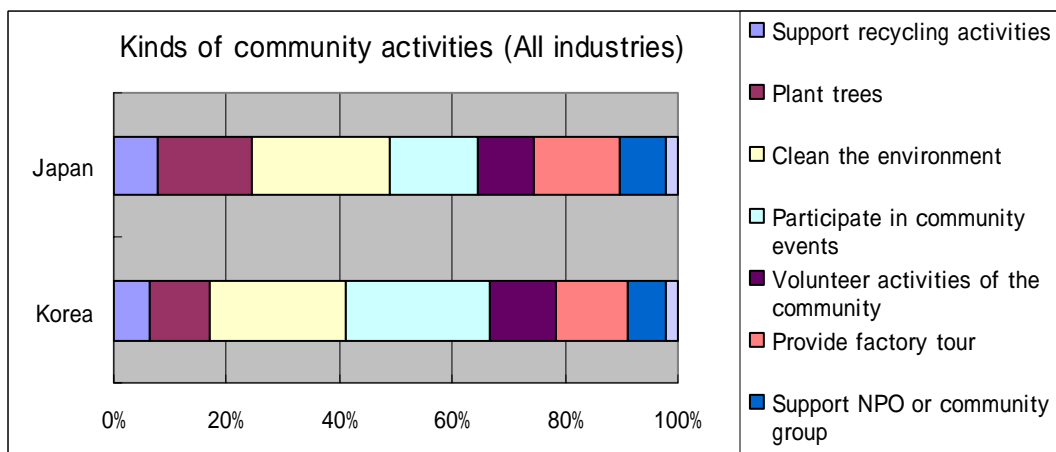
	All industries				Manufacture			
	Valid response		%		Valid response		%	
	Korea	Japan	Korea	Japan	Korea	Japan	Korea	Japan
Yes	61	801	63.5	62.5	52	552	63.4	68.1
In the planning stage	14	101	14.6	7.9	13	65	15.9	8.0
No	20	369	20.8	28.8	16	191	19.5	23.6
Other	1	11	1.0	0.9	1	3	1.2	0.4
<b>Total</b>	<b>96</b>	<b>1282</b>	<b>100.0</b>	<b>100.0</b>	<b>82</b>	<b>811</b>	<b>100.0</b>	<b>100.0</b>



34 For those who answered "Yes" or "In the planning stage" in the previous question, what kinds of activities does your company do (or planning to do)? (Check all boxes that apply)

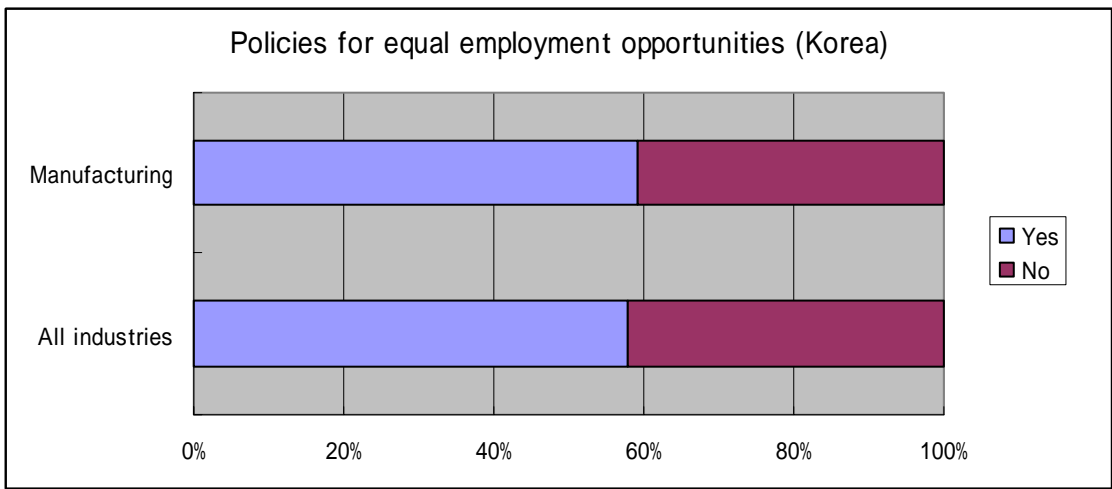
- Support recycling activities
- Plant trees
- Clean the environment
- Participate in community events relevant to the environment
- Encourage employees to participate in volunteer activities of the community
- Provide factory tour etc. to community
- Support NPO or community group who are engaged in environmental conservation activities
- Other ( )

	All industries				Manufacture			
	Valid response		%		Valid response		%	
	Korea	Japan	Korea	Japan	Korea	Japan	Korea	Japan
Support recycling activities	15	231	6.4	7.7	14		6.9	
Plant trees	25	495	10.7	16.6	23		11.3	
Clean the environment	56	734	24.0	24.6	50		24.5	
Participate in community events	59	465	25.3	15.6	52		25.5	
Volunteer activities of the community	28	296	12.0	9.9	24		11.8	
Provide factory tour	29	463	12.4	15.5	24		11.8	
Support NPO or community group	16	240	6.9	8.0	14		6.9	
Other	5	64	2.1	2.1	3		1.5	
<b>Total</b>	<b>233</b>	<b>2988</b>	<b>100.0</b>	<b>100.0</b>	<b>204</b>		<b>100.0</b>	



**35 Does your company have policies or programmes for equal employment opportunity?**  
 (Check one box.)  
 a. Yes  
 b. No

	All industries				Manufacture			
	Valid response		%		Valid response		%	
	Korea	Japan	Korea	Japan	Korea	Japan	Korea	Japan
Yes	52		57.8		45		59.2	
No	38		42.2		31		40.8	
Total	90		100.0		76		100.0	

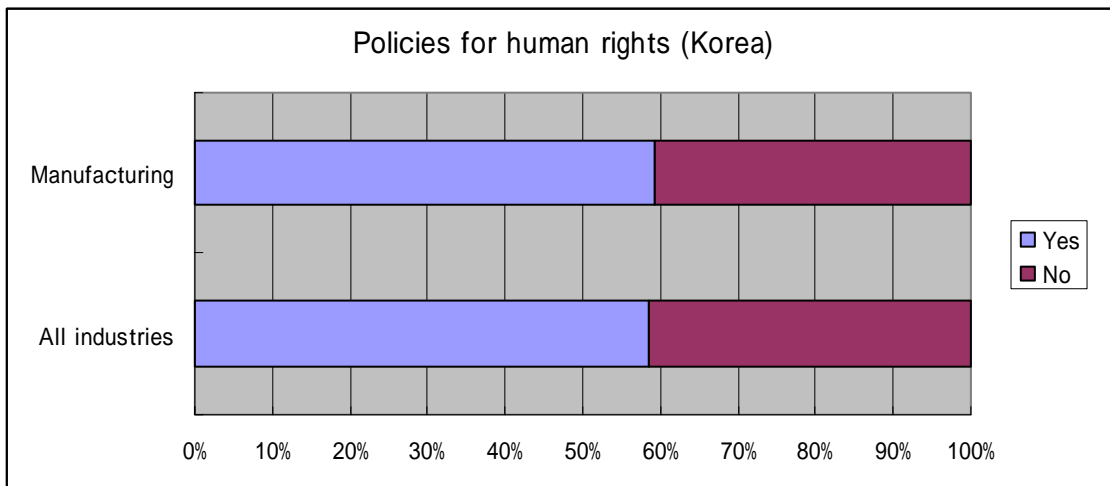


**36 Does your company have policies or guidelines for human rights?**

(Check one box.)

- a. Yes
- b. No

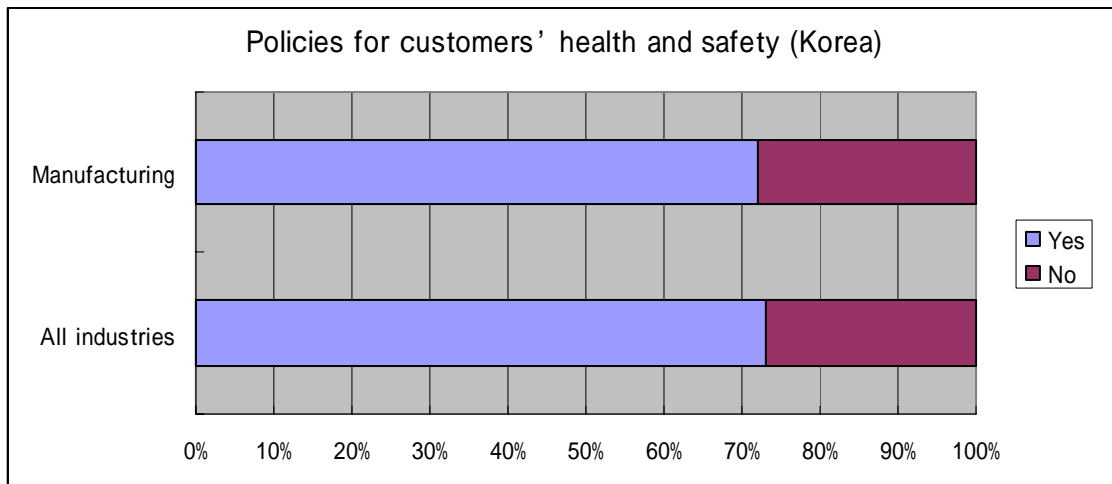
	All industries				Manufacture			
	Valid response		%		Valid response		%	
	Korea	Japan	Korea	Japan	Korea	Japan	Korea	Japan
Yes	52		58.4		45		59.2	
No	37		41.6		31		40.8	
Total	89		100.0		76		100.0	



37 Does your company have policies for customers' health and safety? (Check one box.)

- a. Yes
- b. No

	All industries				Manufacture			
	Valid response		%		Valid response		%	
	Korea	Japan	Korea	Japan	Korea	Japan	Korea	Japan
Yes	68		73.1		57		72.2	
No	25		26.9		22		27.8	
Total	93		100.0		79		100.0	



**38 What kinds of government support does your company expect regarding environment management?**

(Check all boxes that apply.)

- a. Financial support for constructing environmental management system (EMS)
- b. Information on the effects of environmental management system
- c. Building partnership among company, public administration, NGO and citizen
- d. Promotion of environmental communication among company, NGO and citizen using environmental reports etc.
- e. Award for good companies
- f. Grant environmental logo to the companies who conduct environmental management
- g. Information on the current and trends of regulations by issuing guidelines etc.
- h. Information on cleaner technology
- i. Information on the current status and trends of other companies and industries
- j. Information on successful environmental business
- k. Relaxation of environmental regulations (e.g. frequency of spot investigation)
- l. Green purchasing by the government
- m. Promotion of environmental labels
- n. Environmental education to raise awareness
- o. Development of human resources who can explain environmental issues in a way easy to understand
- p. Other ( )

	All industries				Manufacture			
	Valid response		%		Valid response		%	
	Korea	Japan	Korea	Japan	Korea	Japan	Korea	Japan
Financial support for constructing EMS	31	748	6.1	6.3	25		5.9	
Information on the effects of EMS	45	694	8.9	5.9	36		8.5	
Building partnership	30	827	5.9	7.0	24		5.7	
Promotion of environmental communication	30	447	5.9	3.8	23		5.4	
Award for good companies	20	448	3.9	3.8	16		3.8	
Environmental logo to the companies	24	736	4.7	6.2	19		4.5	
Information on the current and trends of regulations	42	1982	8.3	16.8	37		8.7	
Information on cleaner technology	46	262	9.1	2.2	39		9.2	
Information on the current status and trends of other companies and industries	42	1240	8.3	10.5	37		8.7	
Information on successful environmental business	43	560	8.5	4.7	36		8.5	
Relaxation of environmental regulations	39	378	7.7	3.2	36		8.5	
Green purchasing by the government	14	759	2.8	6.4	11		2.6	
Promotion of environmental labels	11	446	2.2	3.8	9		2.1	
Environmental education	48	1420	9.4	12.0	40		9.5	
Development of human resources	41	790	8.1	6.7	33		7.8	
Other	2	67	0.4	0.6	2		0.5	
<b>Total</b>	<b>508</b>	<b>11804</b>	<b>100.0</b>	<b>100.0</b>	<b>423</b>		<b>100.0</b>	



### Kinds of supports expected from governments (All industries)

